

  
**fumagalli**<sup>®</sup>  
s i n c e 1 9 7 3

MADE IN  
ITALY



## TOP SELECTION PROJECT 2026

CLASSIC RANGE



REVIVAL RANGE



MODERN RANGE



# E27 HIGH POWER LED

REVIVAL & CLASSIC RANGE



REVIVAL RANGE

**NEW**

**NEW ENTRY!**

CB  
IECEE CB  
SCHEME



460

**LUCA**  
for details see pag. 10

CLASSIC RANGE

CB  
IECEE CB  
SCHEME



530

**NOEMI**  
for details see pag. 26

CB  
IECEE CB  
SCHEME



520

**TOBIA**  
for details see pag. 28

CB  
IECEE CB  
SCHEME



740

**ELIA**  
for details see pag. 32

**NEW**



460

**SERGIO**  
for details see pag. 12

CB  
IECEE CB  
SCHEME



530

**SILOE**  
for details see pag. 26

CB  
IECEE CB  
SCHEME



560

**SIMON**  
for details see pag. 28

CB  
IECEE CB  
SCHEME



740

**PIETRO**  
for details see pag. 32

# E27 HIGH POWER LED

## MODERN RANGE



MODERN RANGE



CB  
IECEE CB  
SCHEME

VIVI 400  
for details see pag. 50



CB  
IECEE CB  
SCHEME

BEPPE 400  
for details see pag. 50



CB  
IECEE CB  
SCHEME

GINO 400  
for details see pag. 54



CB  
IECEE CB  
SCHEME

REMO 400  
for details see pag. 54



CB  
IECEE CB  
SCHEME

VIVI 500  
for details see pag. 56



CB  
IECEE CB  
SCHEME

BEPPE 500  
for details see pag. 56



CB  
IECEE CB  
SCHEME

GINO 500  
for details see pag. 60



CB  
IECEE CB  
SCHEME

REMO 500  
for details see pag. 60

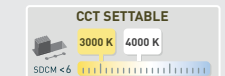
# E27 HIGH POWER LED



LVD EMC ERP



for details see pag. 73



**NEW**

VANNI 2500/SERGIO  
for details see pag. 12



2840

**SERGIO**

PAG 12



T33.310.Q1K

VANNI 2500/LUCA  
for details see pag. 10



2840

**LUCA**

PAG 10



H35.310.Q1K


**NEW ENTRY!**



H35.310.E20.Q1K

2940

VANNI2500  
IOLE/LUCA2L  
for details see pag. 10



MADE IN ITALY



3255

T33.364.A10.Q1K

EKTOR 3000  
MIDIPILAR/SERGIO1L  
for details see pag. 12



MADE IN ITALY

**fumagalli**  
since 1973



H35.243.Q1K

IOLE/LUCA  
for details see pag. 10

**NEW ENTRY!**



REVIVAL RANGE

ANTI RUST  
**LIFETIME GUARANTEE**  
NO PAINTING REQUIRED  
**MADE IN ITALY**

CLASSIC RANGE



H35.117.Q1K

MAXIDISMA/LUCA  
for details see pag. 10



MODERN RANGE



T33.254.Q1K

MIDIPILAR/SERGIO  
for details see pag. 12



ADVANTAGES



ANTI CORROSION


NO MAINTENANCE




UV-RAYS STABILIZED



DOUBLE INSULATION



NOT AFFECTED BY CHEMICAL FERTILIZES



FULLY MODULAR Ø60mm


**RESIN POST OF A SINGLE PIECE WITHOUT JOINTS**

Stronger, safer and more durable

**INNER METAL POLE STRUCTURE**  
Structural metal pole hot deep galvanized inside and outside by zinc bath immersion.

**EXPANSE**  
High Density rigid polyurethane provides lightweight and durable cohesion between the inner metal post and the outer resin cover.

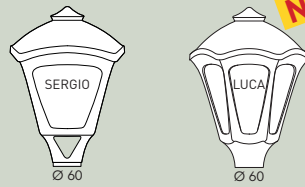
**OUTER RESIN COVER**  
Outer coating of a single piece without joints made of shockproof resin material:  
- Rust and corrosion-free  
- Paste molded colors, UV stabilized  
- Self-extinguishing on fire



REVIVAL RANGE

SUGGESTED COMBINATIONS

SINGLE LIGHTS



DIFFUSER

MULTI-HEAD LIGHTS

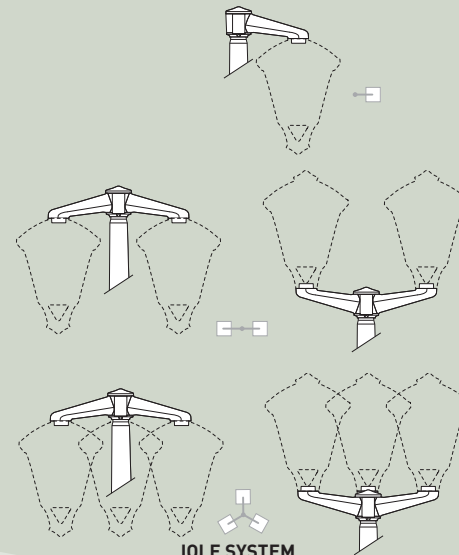


DIFFUSER

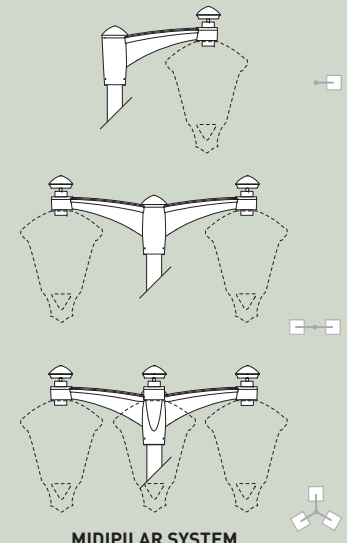
MULTI-HEAD LIGHTS



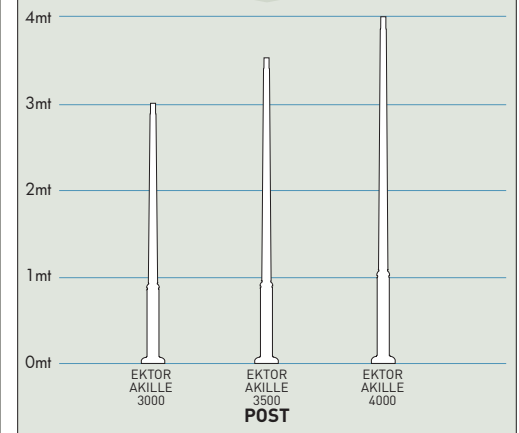
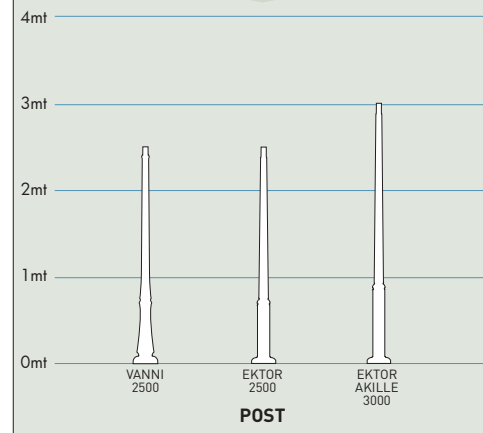
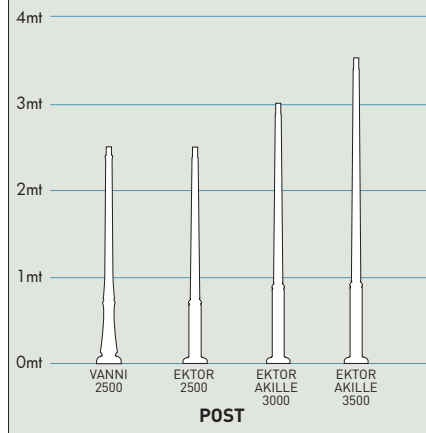
DIFFUSER



IOLE SYSTEM 1L-2L-3L



MIDIPILAR SYSTEM 1L-2L-3L



# LUCA HIGH POWER LED



MADE IN ITALY



**NEW ENTRY!**



**E27 HIGH POWER LED**

**INDOOR & OUTDOOR USE**



+80°C  
-30°C  
90% HUMIDITY



VOLTAGE SURGE RESISTANT

**30W** (3620 lm)  
**50W** (6550 lm)

More details at page 73




LUCA 30W HIGH POWER LED					
LAMP	POWER	LUMINOUS FLUX UP TO	VOLTAGE RANGE	CCT SETTABLE	
E27 HIGH POWER LED  Ø 100	<b>30W</b>	<b>3620 lm</b>	100-240V 50/60 Hz	4000K/3000K <b>CCT SET</b>	LUCA HIQ-SON =  <b>70W</b>

LUCA 50W HIGH POWER LED					
LAMP	POWER	LUMINOUS FLUX UP TO	VOLTAGE RANGE	CLOUR TEMPERATURE	
E27 HIGH POWER LED  Ø 118	<b>50W</b>	<b>6550 lm</b>	100-240V 50/60 Hz	4000K 3000K	LUCA HIQ-SON =  <b>100W</b>

**LUCA HIGH POWER LED**

**30W LED** **CCT SET** H35.000.Q1K

**50W LED** 4000K H35.000.H1L  
3000K H35.000.H1R



**NEW**

# SERGIO HIGH POWER LED



MADE IN ITALY



E27 HIGH POWER LED

INDOOR & OUTDOOR USE

+80°C  
-30°C 90% HUMIDITY

VOLTAGE SURGE RESISTANT

30W (3620 lm)  
50W (6550 lm)

More details at page 73



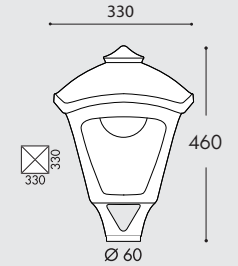
SERGIO 30W HIGH POWER LED				
LAMP	POWER	LUMINOUS FLUX UP TO	VOLTAGE RANGE	CCT SETTABLE
E27 HIGH POWER LED  Ø 100	30W	3620 lm	100-240V 50/60 Hz	4000K/3000K CCT SET SERGIO HQI-SON = 70W

SERGIO 50W HIGH POWER LED				
LAMP	POWER	LUMINOUS FLUX UP TO	VOLTAGE RANGE	CLOUR TEMPERATURE
E27 HIGH POWER LED  Ø 118	50W	6550 lm	100-240V 50/60 Hz	4000K 3000K SERGIO HQI-SON = 100W



SERGIO HIGH POWER LED

30W LED	CCT SET	T33.000.Q1K
50W LED	4000K	T33.000.H1L
	3000K	T33.000.H1R



# SERGIO GX53 LED



MADE IN ITALY



**FLAT  
DIFFUSER**

**GX53 LED VERSION**  
4x GX53

**CCT SETTABLE**  
3000 K 4000 K 6500 K

SDCM <6

**AVAILABLE COLORS**

RESIN BODY (MOULDED COLOURS)			DIFFUSER	
BLACK (A)	GREY (L)	WHITE (W)	CLEAR (X)	OPAL (Y)



SERGIO 40W GX53 LED					
LAMP	POWER	LUMINOUS FLUX (Φ TOTAL)	VOLTAGE RANGE	CCT SETTABLE	
	4x10W <b>40W</b>	<b>5160 lm</b>	100-240V 50/60 Hz	6500K/4000K/3000K <b>CCT SET</b>	SERGIO = <b>100W</b> HIGI-SON

**SERGIO GX53 LED-FLAT DIFFUSER**

LAMP INCLUDED: **4x GX53 LED**

**CCT SET** **LED** 4x10W **40W** T35.000.D4K

**NEW**

FLAT DIFFUSER FOR GX53 LED VERSION

REVIVAL RANGE

CLASSIC RANGE

MODERN RANGE



EACH POST IS SUPPLIED WITH THE SUITABLE CAGE FOR FIXATION

**VANNI 2500**

without door	000.310
--------------	---------

**VANNI 2500**

**NEW POST**

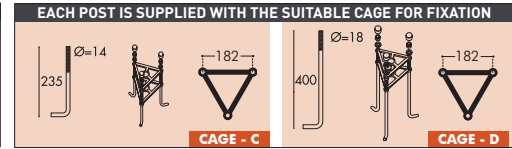
BLACK (A)    GREY (L)    WHITE (W)

cage type C

**EKTOR 2500**

without door	000.361
with door	000.362
with door & box	000.363

cage type C



	EKTOR 3000	AKILLE 3000
without door	000.364	000.414
with door	000.365	000.415
with door & box	000.366	000.416

cage type C

	EKTOR 3500	AKILLE 3500
without door	000.367	000.417
with door	000.368	000.418
with door & box	000.369	000.419

cage type C

	EKTOR 4000	AKILLE 4000
without door	000.371	000.421
with door	000.372	000.422
with door & box	000.373	000.423

cage type D

# WALL BRACKETS/BASE



# POST TOP SYSTEM

**IOLE WALL BRACKET**

H.243.WAL

**NEW**

suitable for:  
SERGIO - LUCA

**IOLE SYSTEM 1L**

000.000.E10

**NEW**

Ø60

suitable for:  
SERGIO - LUCA

**IOLE SYSTEM 2L**

000.000.E20

**NEW**

Ø60

suitable for:  
SERGIO - LUCA

**IOLE SYSTEM 3L**

000.000.E30

**NEW**

Ø60

suitable for:  
SERGIO - LUCA

**MIDIPILAR WALL BRACKET**

H.254.WAL

suitable for:  
SERGIO - LUCA  
GINO 400 - REMO 400  
VIVI 400 - ECOVIVI 400  
GLOBE 400

**MIDIPILAR SYSTEM 1L**

000.000.A10

Ø60

suitable for:  
SERGIO - LUCA  
VIVI 400 - ECOVIVI 400  
GLOBE 400

**MIDIPILAR SYSTEM 2L**

000.000.A20

Ø60

suitable for:  
SERGIO - LUCA  
VIVI 400 - ECOVIVI 400  
GLOBE 400

**MIDIPILAR SYSTEM 3L**

000.000.A30

Ø60

suitable for:  
SERGIO - LUCA  
VIVI 400 - ECOVIVI 400  
GLOBE 400

**MAXIDISMA BASE**

Ø60

suitable for:  
SERGIO - LUCA

H.117

175  
180

**FULLY MODULAR**

Ø 60mm

The unique 60mm hub allows thousands of different possible combinations to create your perfect outdoor light fitting.



**NOEMI**

PAG 26



**SILOE**

PAG 26



**TOBIA**

PAG 28



**SIMON**

PAG 28



**ELIA**

PAG 32



**PIETRO**

PAG 32



**GLOBE**

PAG 36



E35.201.R20.Q1K



3070

NEBO OFIR/  
NOEMI 2L  
for details see pag. 26



Q43.207.H1L

4180

HOREB/ELIA  
for details see pag. 32

NEBO/TOBIA  
for details see pag. 28

Q33.201.Q1K

3000



U33.113.Q1K

LOT/SIMON  
for details see pag. 28



E35.132.Q1K


OFIR/NOEMI  
for details see pag. 26

ADVANTAGES



ANTI CORROSION

NO MAINTENANCE



UV-RAYS STABILIZED



DOUBLE INSULATION



NOT AFFECTED BY CHEMICAL FERTILIZERS



FULLY MODULAR Ø60mm

**RESIN POST OF A SINGLE PIECE WITHOUT JOINTS**

Stronger, safer and more durable

**INNER METAL POLE STRUCTURE**  
Structural metal pole hot deep galvanized inside and outside by zinc bath immersion.

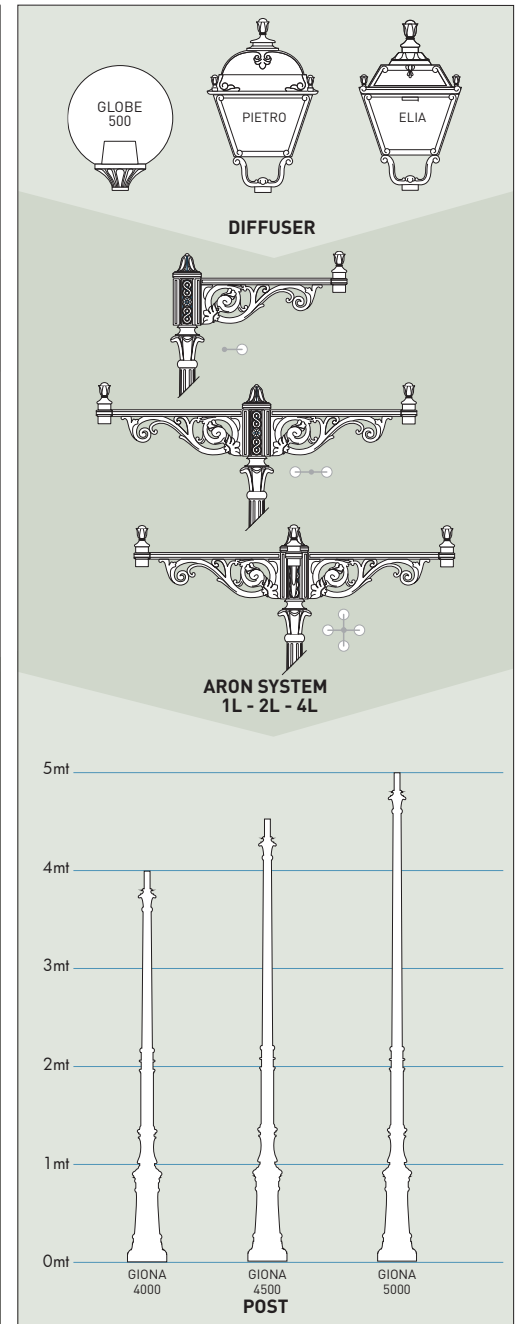
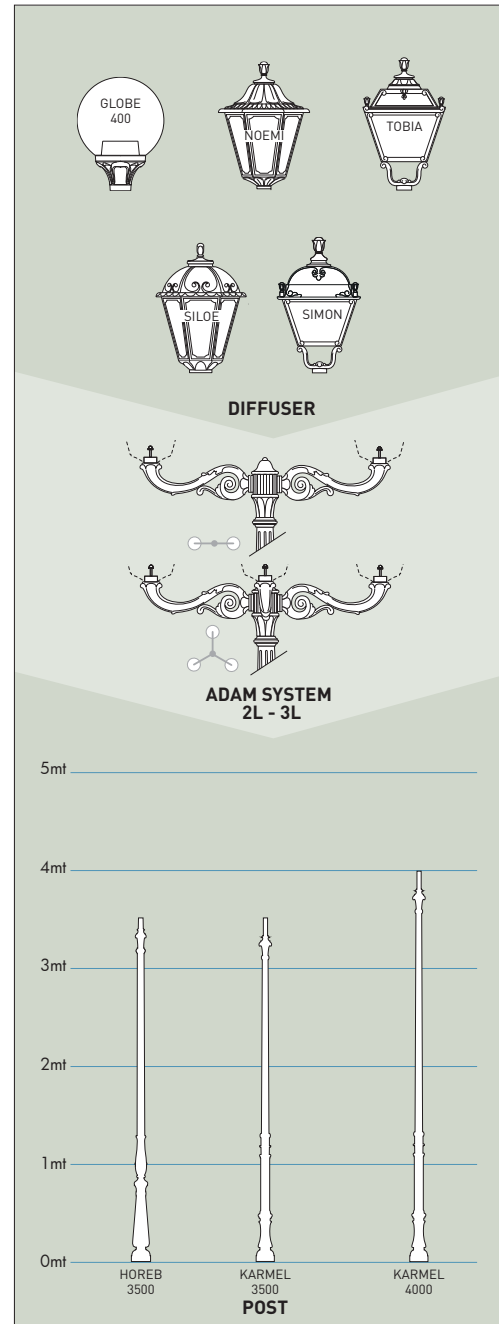
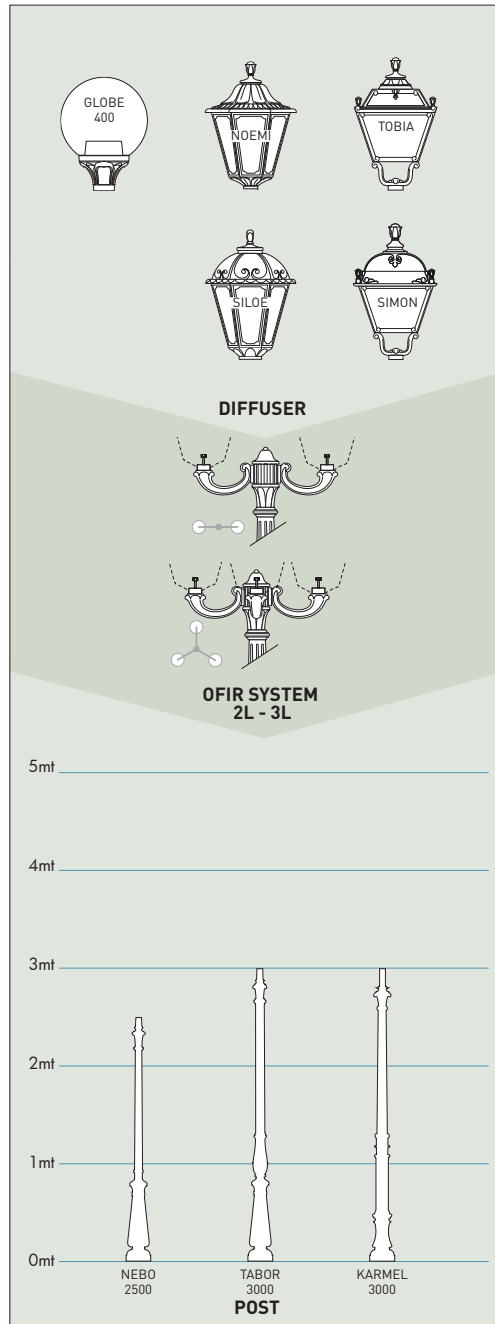
**EXPANSE**  
High Density rigid polyurethane provides lightweight and durable cohesion between the inner metal post and the outer resin cover.

**OUTER RESIN COVER**  
Outer coating of a single piece without joints made of shockproof resin material:  
- Rust and corrosion-free  
- Paste molded colors, UV stabilized  
- Self-extinguishing on fire



CLASSIC RANGE

SUGGESTED COMBINATIONS





MADE IN ITALY



E27 HIGH POWER LED

INDOOR & OUTDOOR USE

+80°C  
-30°C

90% HUMIDITY

VOLTAGE SURGE RESISTANT

30W (3620 lm)  
50W (6550 lm)

More details at page 73



E27 HIGH POWER LED VERSIONS

30W HIGH POWER LED

50W HIGH POWER LED

AVAILABLE COLORS

RESIN BODY (MOULDED COLOURS)



BLACK (A)



WHITE (W)

CLEAR (X)

OPAL (Y)



NOEMI-SILOE 30W HIGH POWER LED					
LAMP	POWER	LUMINOUS FLUX UP TO	VOLTAGE RANGE	CCT SETTABLE	
E27 HIGH POWER LED  Ø 100	30W	3620 lm	100-240V 50/60 Hz	4000K/3000K <b>CCT SET</b>	NOEMI-SILOE =  70W

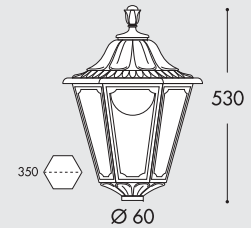
NOEMI-SILOE 50W HIGH POWER LED					
LAMP	POWER	LUMINOUS FLUX UP TO	VOLTAGE RANGE	COLOUR TEMPERATURE	
E27 HIGH POWER LED  Ø 118	50W	6550 lm	100-240V 50/60 Hz	4000K 3000K	NOEMI-SILOE =  100W



NOEMI

30W LED **CCT SET** E35.000.Q1K

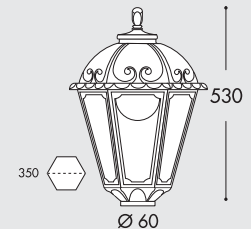
50W LED 4000K E35.000.H1L  
3000K E35.000.H1R



SILOE

30W LED **CCT SET** K35.000.Q1K

50W LED 4000K K35.000.H1L  
3000K K35.000.H1R



# TOBIA/SIMON HIGH POWER LED



MADE IN ITALY

### E27 HIGH POWER LED

INDOOR & OUTDOOR USE


+80°C  
-30°

90% HUMIDITY

VOLTAGE SURGE RESISTANT

30W (3620 lm)  
50W (6550 lm)

More details at page 73



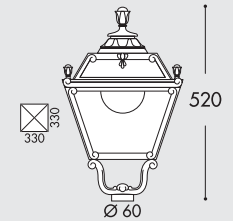
TOBIA-SIMON 30W HIGH POWER LED					
LAMP	POWER	LUMINOUS FLUX UP TO	VOLTAGE RANGE	CCT SETTABLE	
E27 HIGH POWER LED  Ø 100	30W	3620 lm	100-240V 50/60 Hz	4000K/3000K <b>CCT SET</b>	TOBIA-SIMON =  70W HQI-SO4

TOBIA-SIMON 50W HIGH POWER LED					
LAMP	POWER	LUMINOUS FLUX UP TO	VOLTAGE RANGE	CLOUR TEMPERATURE	
E27 HIGH POWER LED  Ø 118	50W	6550 lm	100-240V 50/60 Hz	4000K 3000K	TOBIA-SIMON =  100W HQI-SO4



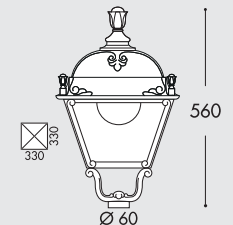
### TOBIA

30W LED	<b>CCT SET</b>	Q33.000.Q1K
50W LED	4000K 3000K	Q33.000.H1L Q33.000.H1R



### SIMON

30W LED	<b>CCT SET</b>	U33.000.Q1K
50W LED	4000K 3000K	U33.000.H1L U33.000.H1R



# TOBIA/SIMON GX53 LED



MADE IN ITALY



**FLAT  
DIFFUSER**

**GX53 LED VERSION**  
4x GX53

**CCT SETTABLE**  
3000 K 4000 K 6500 K  
SDCM <6

**AVAILABLE COLORS**

RESIN BODY (MOULDED COLOURS)		DIFFUSER	
BLACK (A)	WHITE (W)	CLEAR (X)	OPAL (Y)



TOBIA-SIMON 40W GX53 LED					
LAMP	POWER	LUMINOUS FLUX (Φ TOTAL)	VOLTAGE RANGE	CCT SETTABLE	
	4x10W <b>40W</b>	<b>5160 lm</b>	100-240V 50/60 Hz	6500K/4000K/3000K <b>CCT SET</b>	TOBIA-SIMON = <b>100W</b> HQI-SON

**TOBIA**

LAMP INCLUDED: 4x GX53 LED

**CCT SET** LED GX53 LAMP INCLUDED 4x10W **40W** Q35.000.D4K

FLAT DIFFUSER FOR GX53 LED VERSION

**SIMON**

LAMP INCLUDED: 4x GX53 LED

**CCT SET** LED GX53 LAMP INCLUDED 4x10W **40W** U35.000.D4K

FLAT DIFFUSER FOR GX53 LED VERSION

# ELIA/PIETRO HIGH POWER LED



MADE IN ITALY



NEW HIGH POWER LED

INDOOR & OUTDOOR USE

+80°C  
-30°C  
90% HUMIDITY

VOLTAGE SURGE RESISTANT

50W (6550 lm)  
60W (7600 lm)

More details at page 73



AVAILABLE COLORS			
RESIN BODY (MOULDED COLOURS)		DIFFUSER	
BLACK (A)	WHITE (W)	CLEAR (X)	OPAL (Y)



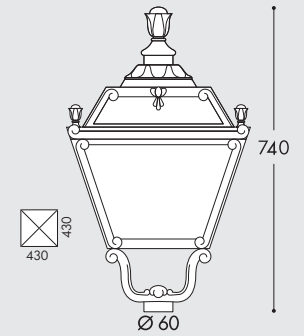
ELIA-PIETRO 50W HIGH POWER LED					
LAMP	POWER	LUMINOUS FLUX UP TO	VOLTAGE RANGE	COLOUR TEMPERATURE	
E27 HIGH POWER LED  Ø 118	50W	6550 lm	100-240V 50/60 Hz	4000K 3000K	ELIA-PIETRO = Ø 118 70W HQI-SO4

ELIA-PIETRO 60W HIGH POWER LED					
LAMP	POWER	LUMINOUS FLUX UP TO	VOLTAGE RANGE	COLOUR TEMPERATURE	
E27 HIGH POWER LED  Ø 138	60W	7600 lm	100-240V 50/60 Hz	4000K 3000K	ELIA-PIETRO = Ø 138 100W HQI-SO4



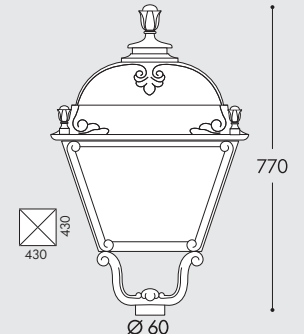
## ELIA

50W	4000K	Q43.000.H1L
	3000K	Q43.000.H1R
60W	4000K	Q43.000.W1L
	3000K	Q43.000.W1R



## PIETRO

50W	4000K	U43.000.H1L
	3000K	U43.000.H1R
60W	4000K	U43.000.W1L
	3000K	U43.000.W1R



# ELIA/PIETRO GX53 LED



MADE IN ITALY



**GX53 LED VERSION**  
8x GX53 LED

**CCT SETTABLE**

3000 K 4000 K 6500 K

SDCM <6

**AVAILABLE COLORS**

RESIN BODY (MOULDED COLOURS)		DIFFUSER	
BLACK (A)	WHITE (W)	CLEAR (X)	OPAL (Y)



ELIA-PIETRO 80W GX53 LED					
LAMP	POWER	LUMINOUS FLUX (Φ TOTAL)	VOLTAGE RANGE	CCT SETTABLE	
	8x10W <b>80W</b>	<b>10320 lm</b>	100-240V 50/60 Hz	6500K/4000K/3000K <b>CCT SET</b>	ELIA-PIETRO = <b>150W</b> HI-SON

**ELIA**

LAMP INCLUDED: 8x GX53 LED

LED GX53 LAMP INCLUDED CCT SET

8x10W **80W** Q45.000.D8K

FLAT DIFFUSER FOR GX53 LED VERSION

Technical drawing dimensions: 430x430mm square diffuser, 60mm diameter base, 740mm height.

**PIETRO**

LAMP INCLUDED: 8x GX53 LED

LED GX53 LAMP INCLUDED CCT SET

8x10W **80W** U45.000.D8K

FLAT DIFFUSER FOR GX53 LED VERSION

Technical drawing dimensions: 430x430mm square diffuser, 60mm diameter base, 770mm height.

# GLOBE 400/GLOBE 500



MADE IN ITALY



AVAILABLE COLORS				
RESIN BODY (MOULDED COLOURS)		DIFFUSER		
BLACK (A)	WHITE (W)	CLEAR (X)	OPAL (Y)	SMOKED (Z)



## GLOBE 400



E27 G40.B40.E27

ALUMINIUM CHROME LOUVRE

UPWARD .FC1  
DOWNWARD .FC6

## GLOBE 500



E27 G50.B50.E27

E40 G50.B50.E40

ALUMINIUM CHROME LOUVRE

UPWARD .FC1  
DOWNWARD .FC6

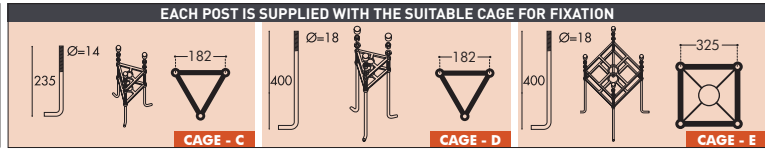

E27 VERSION  
SUITABLE FOR HQI - SON

POLES




EACH POST IS SUPPLIED WITH THE SUITABLE CAGE FOR FIXATION

NEBO		TABOR		HOREB		KARMEL 3000		KARMEL 3500	
without door	000.201	without door	000.204	without door	000.207	without door	000.231	without door	000.234
with door	000.202	with door	000.205	with door	000.208	with door	000.232	with door	000.235
with door & box	000.203	with door & box	000.206	with door & box	000.209	with door & box	000.233	with door & box	000.236



KARMEL 4000		GIONA 4000		GIONA 4500		GIONA 5000	
without door	000.237	without door	000.221	without door	000.224	without door	000.227
with door	000.238	with door	000.222	with door	000.225	with door	000.228
with door & box	000.239	with door & box	000.223	with door & box	000.226	with door & box	000.229



REVIVAL RANGE  
CLASSIC RANGE  
MODERN RANGE

# WALL BRACKETS/BASE



# POST TOP SYSTEMS

**OFIR WALL BRACKET**

H.132.WAL

suggested diffuser:  
SILOE - NOEMI  
SIMON - TOBIA  
GLOBE 400

**Ø 60mm**

**FULLY MODULAR**

The unique 60mm hub allows thousands of different possible combinations to create your perfect outdoor light fitting.

**ADAM WALL BRACKET**

H.171.WAL

suggested diffuser:  
SILOE - NOEMI  
SIMON - TOBIA  
GLOBE 400

**LOT BASE**

H.113

suggested diffuser:  
SILOE - NOEMI  
SIMON - TOBIA  
ELIA - PIETRO  
GLOBE 400-500

**ARON WALL BRACKET**

H.172 + H.172.WAL

suggested diffuser:  
ELIA - PIETRO  
GLOBE 500

**ARON SYSTEM 1L**

000.000.N10

suggested diffuser:  
ELIA - PIETRO  
GLOBE 500

Ø60

**OFIR SYSTEM 2L**

000.000.R20

suggested diffuser:  
SILOE - NOEMI  
SIMON - TOBIA  
GLOBE 400

Ø60

**OFIR SYSTEM 3L**

000.000.R30

suggested diffuser:  
SILOE - NOEMI  
SIMON - TOBIA  
GLOBE 400

Ø60

**ADAM SYSTEM 2L**

000.000.M20

suggested diffuser:  
SILOE - NOEMI  
SIMON - TOBIA  
GLOBE 400

Ø60

**ADAM SYSTEM 3L**

000.000.M30

suggested diffuser:  
SILOE - NOEMI  
SIMON - TOBIA  
GLOBE 400

Ø60

**ARON SYSTEM 2L**

000.000.N20

suggested diffuser:  
ELIA - PIETRO  
GLOBE 500

Ø60

**ARON SYSTEM 4L**

000.000.N40

suggested diffuser:  
ELIA - PIETRO  
GLOBE 500

Ø60



**GIORGIO**  
GIORGIO PAG 48  
ROSA PAG 48

**GINO**  
GINO400 PAG 54  
GINO500 PAG 60

**REMO**  
REMO400 PAG 54  
REMO500 PAG 60

**VIVI**  
VIVI400 PAG 50  
VIVI500 PAG 56

**ECOVIVI**  
ECOVIVI400 PAG 52  
ECOVIVI500 PAG 58

**BEPPE**  
BEPPE400 PAG 50  
BEPPE500 PAG 56

**ECOBEPPE**  
ECOBEPPE400 PAG 52  
ECOBEPPE500 PAG 58

**GLOBE**  
GLOBE400 PAG 62  
GLOBE500 PAG 62



REVIVAL RANGE

CLASSIC RANGE

MODERN RANGE




EKTOR 3000  
MIDIPILAR/  
VIVI 400 1L  
for details see pag. 50

3255

V50.364.A10.Q1K

P50.361.Q1K



EKTOR 2500/  
BEPPE 400  
for details see pag. 50

3065

EKTOR 2500/  
GIORGIO  
for details see pag. 48



4P2.361.G10.E28

2700



R50.254.Q1K

MIDIPILAR/  
REMO 400  
for details see pag. 54

F50.115.Q1K



NEW LOT/  
GINO 400  
for details see pag. 54

ADVANTAGES



ANTI CORROSION



NO MAINTENANCE



UV-RAYS STABILIZED



DOUBLE INSULATION



NOT AFFECTED BY CHEMICAL FERTILIZERS

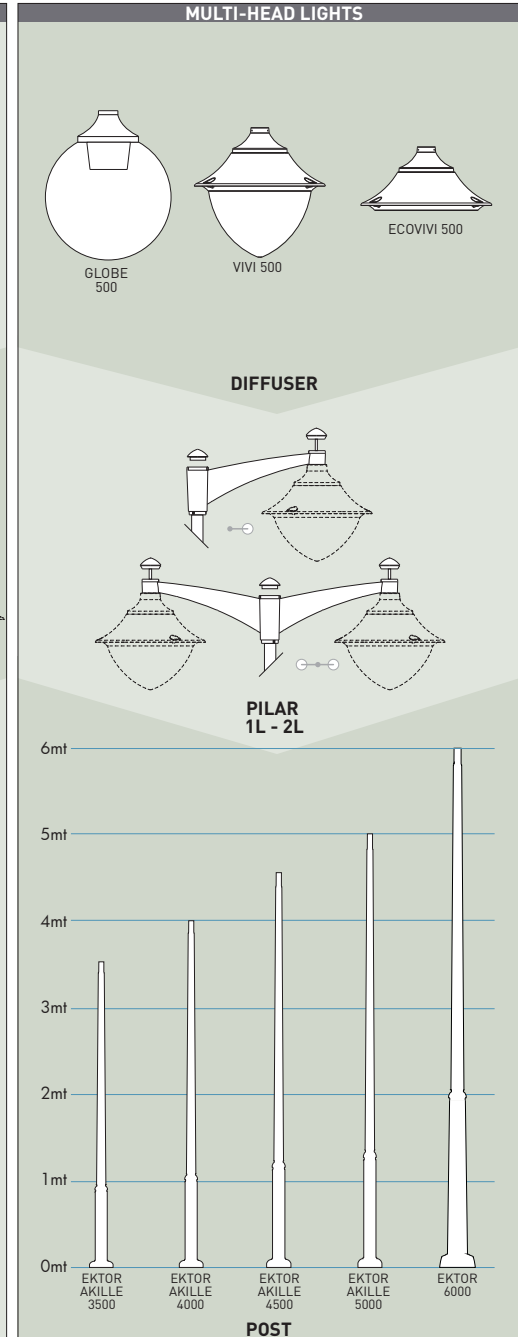
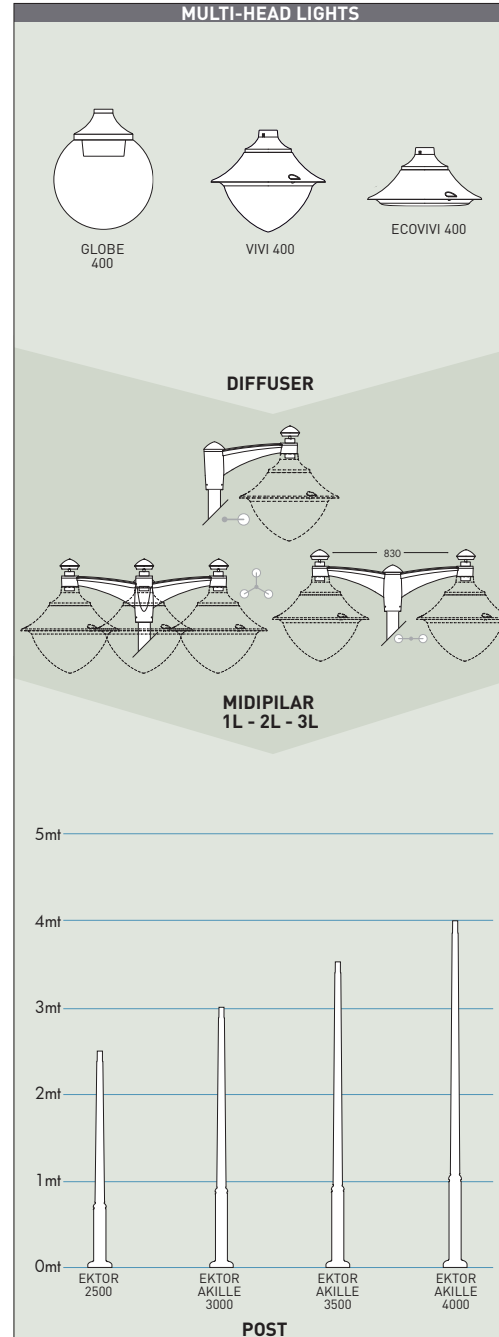
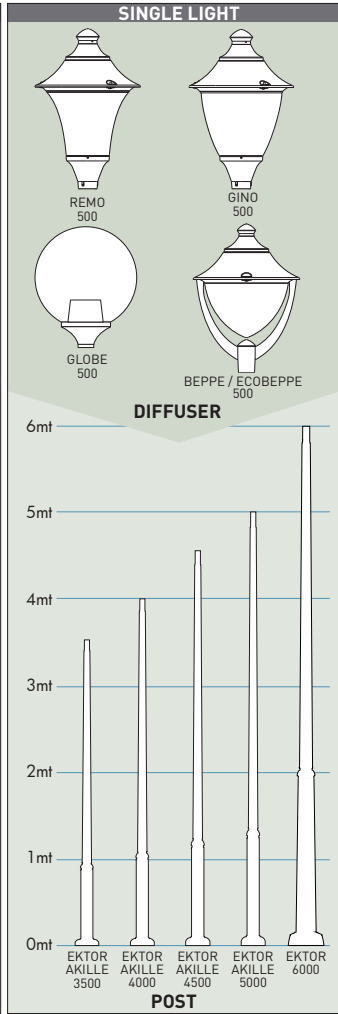
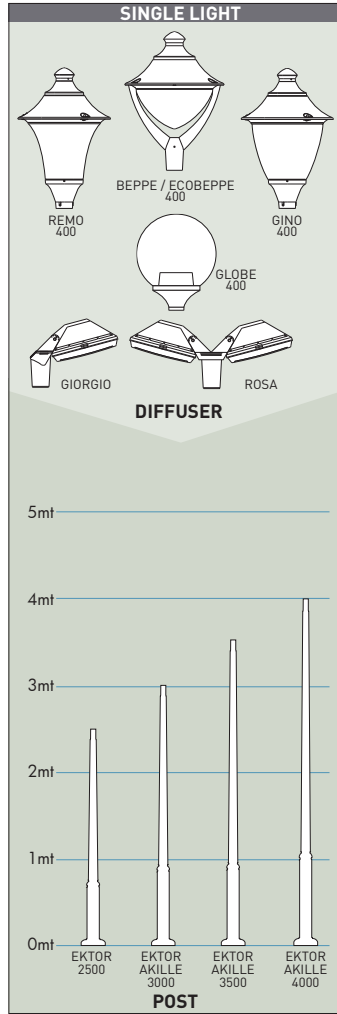


FULLY MODULAR  
Ø60mm



MODERN RANGE

SUGGESTED COMBINATIONS



**RESIN POST OF A SINGLE PIECE WITHOUT JOINTS**  
Stronger, safer and more durable

**INNER METAL POLE STRUCTURE**  
Structural metal pole hot deep galvanized inside and outside by zinc bath immersion.

**EXPANSE**  
High Density rigid polyurethane provides lightweight and durable cohesion between the inner metal post and the outer resin cover.

**OUTER RESIN COVER**  
Outer coating of a single piece without joints made of shockproof resin material:  
- Rust and corrosion-free  
- Paste molded colors, UV stabilized  
- Self-extinguishing on fire



GIORGIO

ROSA



MADE IN ITALY



CCT SETTABLE		
SDCM <6		



- **Cost saving:** long-life and efficient LED light sources
- **Built-in driver:** quick and easy lamp replacement
- **Great flexibility:** GX53 standard lamp holder
- **Future-proof luminaires:** performances easy to upgrade to latest technology developments

AVAILABLE COLORS			DIFFUSER
RESIN BODY (MOULDED COLOURS)			

AVAILABLE VERSIONS		
<p><b>NEW</b></p> <p><b>GX53 LED</b></p> <p><b>NEW VERSION</b></p>	<p><b>4x GX53</b></p>	<p><b>2x E27</b></p>



GIORGIO-ROSA 4 x GX53 LED				
LAMP	POWER	LUMINOUS FLUX (Φ TOTAL)	VOLTAGE RANGE	CCT SETTABLE
	4x10W <b>40W</b>	<b>5160 lm</b>	100-240V 50/60 Hz	6500K/4000K/3000K <b>CCT SET</b>

NEW LED BULKHEAD GX53-CCT & WATT SETTABLE				
LAMP	POWER SETTABLE	LUMINOUS FLUX UP TO	VOLTAGE RANGE	CCT SETTABLE
	<b>15W</b> <b>9W</b> eco mode	<b>1940 lm</b> <b>1300 lm</b>	100-240V 50/60 Hz	4000K/2700K <b>CCT SET</b>

**GX53 LED**

LAMP INCLUDED:  
**4x GX53 LED**

**GIORGIO**

**2xE27** 4P2.000.G10.E28

4x10W **40W** **CCT SET** 4P2.000.G10.D4K

**GX53 LED** **15W** **CCT SET** **WATT SET** 4P1.000.G10.E1P **NEW VERSION**

**2xE27**

**GX53 LED**

LAMP INCLUDED:  
**8x GX53 LED**

**ROSA**

**2xE27** 4P2.000.G20.E28

2x40W **80W** **CCT SET** 4P2.000.G20.D4K

**GX53 LED** **2x 15W** **30W** **CCT SET** **WATT SET** 4P1.000.G20.E1P **NEW VERSION**

**2xE27**

# VIVI/BEPPE 400



MADE IN ITALY



NEW HIGH POWER LED

INDOOR & OUTDOOR USE

+80°C  
-30°C

90% HUMIDITY

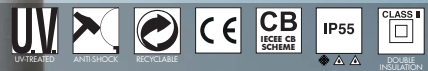
VOLTAGE SURGE RESISTANT

30W (3620 lm)  
50W (6550 lm)

More details at page 73



AVAILABLE COLORS				
RESIN BODY (MOULDED COLOURS)			DIFFUSER	
BLACK (A)	GREY (L)	WHITE (W)	CLEAR (X)	OPAL (Y)



VIVI-BEPPE 400 GX53 LED				
LAMP	POWER	LUMINOUS FLUX (Φ TOTAL)	VOLTAGE RANGE	CCT SETTABLE
	6x10W <b>60W</b>	<b>7740 lm</b>	100-240V 50/60 Hz	6500K/4000K/3000K <b>CCT SET</b>
				VIVI-BEPPE 400 = <b>100W</b> HIQI-SON

VIVI-BEPPE 400 HIGH POWER LED				
LAMP	POWER	LUMINOUS FLUX UP TO	VOLTAGE RANGE	COLOUR TEMPERATURE
	<b>30W</b>	<b>3620 lm</b>	100-240V 50/60 Hz	4000K/3000K <b>CCT SET</b>
	<b>50W</b>	<b>6550 lm</b>	100-240V 50/60 Hz	4000K 3000K
				VIVI-BEPPE 400 = <b>70W</b> HIQI-SON

**GX53 LED**

LAMP INCLUDED: 6x GX53 LED

**VIVI 400**

30W **CCT SET** V50.000.Q1K

4000K V50.000.H1L

3000K V50.000.H1R

6x10W **60W** **CCT SET** V50.000.D6K

**HIGH POWER LED**

LAMP INCLUDED: HIGH POWER LED E27

**GX53 LED**

LAMP INCLUDED: 6x GX53 LED

**BEPPE 400**

30W **CCT SET** P50.000.Q1K

4000K P50.000.H1L


3000K P50.000.H1R

6x10W **60W** **CCT SET** P50.000.D6K

**HIGH POWER LED**

LAMP INCLUDED: HIGH POWER LED E27

# ECOVIVI/ECOBEPPE 400



MADE IN ITALY



**CCT SETTABLE**

SDCM <6

3000 K 4000 K 6500 K

**GX53 MODULAR LED LIGHT SYSTEM**



- **Cost saving:** long-life and efficient LED light sources
- **Built-in driver:** quick and easy lamp replacement
- **Great flexibility:** GX53 standard lamp holder
- **Future-proofed luminaries:** performances easy to upgrade to latest technology developments

**AVAILABLE COLORS**

RESIN BODY (MOULDED COLOURS)			DIFFUSER
BLACK (A)	GREY (L)	WHITE (W)	CLEAR (X)



ECOVIVI-ECOBEPPE 400 60W GX53 LED				
LAMP	POWER	LUMINOUS FLUX (Φ TOTAL)	VOLTAGE RANGE	CCT SETTABLE
	6x10W <b>60W</b>	<b>7740 lm</b>	100-240V 50/60 Hz	6500K/4000K/3000K <b>CCT SET</b>
				ECOVIVI-ECOBEPPE 400 = <b>100W</b>

**GX53 LED** **ECOVIVI 400** **E27**

LAMP INCLUDED: 6x GX53 LED

<b>E27</b>	EV4.000.E27
<b>E40</b>	EV4.000.E40
6x10W <b>60W</b>	<b>CCT SET</b> EV4.000.D6K

Ø 60  
480  
243

**E27 VERSION**  
SUITABLE FOR **HQI - SON**

**GX53 LED** **ECOBEPPE 400** **E27**

LAMP INCLUDED: 6x GX53 LED

<b>E27</b>	EP5.000.E27
<b>E40</b>	EP5.000.E40
6x10W <b>60W</b>	<b>CCT SET</b> EP5.000.D6K

Ø 60  
480  
680

**E27 VERSION**  
SUITABLE FOR **HQI - SON**

# GINO/REMO 400



MADE IN ITALY



NEW HIGH POWER LED

INDOOR & OUTDOOR USE

+80°C  
-30° HUMIDITY

VOLTAGE SURGE RESISTANT

30W (3620 lm)  
50W (6550 lm)

More details at page 73



AVAILABLE COLORS				
RESIN BODY (MOULDED COLOURS)			DIFFUSER	
BLACK (A)	GREY (L)	WHITE (W)	CLEAR (X)	OPAL (Y)



GINO-REMO 400 GX53 LED				
LAMP	POWER	LUMINOUS FLUX (Φ TOTAL)	VOLTAGE RANGE	CCT SETTABLE
	6x10W <b>60W</b>	<b>7740 lm</b>	100-240V 50/60 Hz	6500K/4000K/3000K <b>CCT SET</b>
				GINO-REMO 400 = <b>100W</b> HIQ-SON

GINO-REMO 400 HIGH POWER LED				
LAMP	POWER	LUMINOUS FLUX UP TO	VOLTAGE RANGE	CLOUR TEMPERATURE
	<b>30W</b>	<b>3620 lm</b>	100-240V 50/60 Hz	4000K/3000K <b>CCT SET</b>
	<b>50W</b>	<b>6550 lm</b>	100-240V 50/60 Hz	4000K 3000K
				GINO-REMO 400 = <b>50W</b> HIQ-SON
				GINO-REMO 400 = <b>70W</b> HIQ-SON

**GX53 LED**

LAMP INCLUDED: 6x GX53 LED

**GINO 400**

30W **CCT SET** F50.000.Q1K

4000K F50.000.H1L

50W **3000K** F50.000.H1R

6x10W **60W** **CCT SET** F50.000.D6K

**HIGH POWER LED**

LAMP INCLUDED HIGH POWER LED E27

**GX53 LED**

LAMP INCLUDED: 6x GX53 LED

**REMO 400**

30W **CCT SET** R50.000.Q1K

4000K R50.000.H1L

50W **3000K** R50.000.H1R

6x10W **60W** **CCT SET** R50.000.D6K

**HIGH POWER LED**

LAMP INCLUDED HIGH POWER LED E27

REVIVAL RANGE CLASSIC RANGE MODERN RANGE

# VIVI/BEPPE 500



MADE IN ITALY



NEW HIGH POWER LED

INDOOR & OUTDOOR USE

+80°C  
-30°C

90% HUMIDITY

VOLTAGE SURGE RESISTANT

50W (6550 lm)  
60W (7600 lm)

More details at page 73



AVAILABLE COLORS				
RESIN BODY (MOULDED COLOURS)			DIFFUSER	
BLACK (A)	GREY (L)	WHITE (W)	CLEAR (X)	OPAL (Y)



VIVI-BEPPE 500 GX53 LED					
LAMP	POWER	LUMINOUS FLUX (Φ TOTAL)	VOLTAGE RANGE	CCT SETTABLE	
	9x10W <b>90W</b>	<b>11610m</b>	100-240V 50/60 Hz	6500K/4000K/3000K <b>CCT SET</b>	VIVI-BEPPE 500 = <b>150W</b>

VIVI-BEPPE 500 HIGH POWER LED					
LAMP	POWER	LUMINOUS FLUX (Φ TOTAL)	VOLTAGE RANGE	COLOR TEMPERATURE	
	<b>50W</b>	<b>6550 lm</b>	100-240V 50/60 Hz	4000K 3000K	VIVI-BEPPE 500 = <b>70W</b>
	<b>60W</b>	<b>7600 lm</b>	100-240V 50/60 Hz	4000K 3000K	VIVI-BEPPE 500 = <b>100W</b>

**GX53 LED**

LAMP INCLUDED: 9x GX53 LED

**VIVI 500**

50W 4000K V60.000.H1L  
3000K V60.000.H1R

60W 4000K V60.000.W1L  
3000K V60.000.W1R

9x10W CCT SET 90W V60.000.D9K

**HIGH POWER LED**

LAMP INCLUDED: HIGH POWER LED E27

Ø 60  
600

**GX53 LED**

LAMP INCLUDED: 9x GX53 LED

**BEPPE 500**

50W 4000K P60.000.H1L  
3000K P60.000.H1R

60W 4000K P60.000.W1L  
3000K P60.000.W1R


9x10W CCT SET 90W P60.000.D9K

**HIGH POWER LED**

LAMP INCLUDED: HIGH POWER LED E27

Ø 60  
850

# ECOVIVI/ECOBEPPE 500



MADE IN ITALY



**CCT SETTABLE**

3000 K 4000 K 6500 K

SDCM <6

**GX53 MODULAR LED LIGHT SYSTEM**



- **Cost saving:** long-life and efficient LED light sources
- **Built-in driver:** quick and easy lamp replacement
- **Great flexibility:** GX53 standard lamp holder
- **Future-proofed luminaries:** performances easy to upgrade to latest technology developments

**AVAILABLE COLORS**

RESIN BODY (MOULDED COLOURS)			DIFFUSER
BLACK (A)	GREY (L)	WHITE (W)	CLEAR (X)



ECOVIVI-ECOBEPPE 500 90W GX53 LED				
LAMP	POWER	LUMINOUS FLUX (Φ TOTAL)	VOLTAGE RANGE	CCT SETTABLE
	9x10W <b>90W</b>	<b>11610 lm</b>	100-240V 50/60 Hz	6500K/4000K/3000K <b>CCT SET</b>
				ECOVIVI - ECOBEPPE 500 = <b>150W</b>

**GX53 LED ECOVIVI 500 E27**

LAMP INCLUDED: 9x GX53 LED

E27	EV6.000.E27
E40	EV6.000.E40
9x10W <b>90W</b>	<b>CCT SET</b> EV6.000.D9K

E27 VERSION  
SUITABLE FOR  
 **HQI - SON**

**GX53 LED ECOBEPPE 500 E27**

LAMP INCLUDED: 9x GX53 LED

E27	EP6.000.E27
E40	EP6.000.E40
9x10W <b>90W</b>	<b>CCT SET</b> EP6.000.D9K

E27 VERSION  
SUITABLE FOR  
 **HQI - SON**

MADE IN ITALY

REVIVAL RANGE

CLASSIC RANGE

MODERN RANGE

# GINO/REMO 500



MADE IN ITALY



NEW HIGH POWER LED

INDOOR & OUTDOOR USE

+80°C  
-30°C

90% HUMIDITY

VOLTAGE SURGE RESISTANT

50W (6550 lm)  
60W (7600 lm)

More details at page 73



AVAILABLE COLORS				
RESIN BODY (MOULDED COLOURS)			DIFFUSER	
BLACK (A)	GREY (L)	WHITE (W)	CLEAR (X)	OPAL (Y)



GINO-REMO 500 GX53 LED					
LAMP	POWER	LUMINOUS FLUX (Φ TOTAL)	VOLTAGE RANGE	CCT SETTABLE	
	9x10W <b>90W</b>	<b>11610 lm</b>	100-240V 50/60 Hz	6500K/4000K/3000K	GINO-REMO 500 =  148W HIQI-SON
<b>CCT SET</b>					

GINO-REMO 500 HIGH POWER LED					
LAMP	POWER	LUMINOUS FLUX UP TO	VOLTAGE RANGE	CLOUR TEMPERATURE	
	<b>50W</b>	<b>6550 lm</b>	100-240V 50/60 Hz	4000K 3000K	GINO-REMO 500 =  70W HIQI-SON
	<b>60W</b>	<b>7600 lm</b>	100-240V 50/60 Hz	4000K 3000K	GINO-REMO 500 =  100W HIQI-SON

**GX53 LED**

LAMP INCLUDED: 9x GX53 LED

**GINO 500**

50W 4000K F60.000.H1L  
3000K F60.000.H1R

60W 4000K F60.000.W1L  
3000K F60.000.W1R

9x10W 90W CCT SET F60.000.D9K

**HIGH POWER LED**

LAMP INCLUDED: HIGH POWER LED E27

**GX53 LED**

LAMP INCLUDED: 9x GX53 LED

**REMO 500**

50W 4000K R60.000.H1L  
3000K R60.000.H1R

60W 4000K R60.000.W1L  
3000K R60.000.W1R

9x10W 90W CCT SET R60.000.D9K

**HIGH POWER LED**

LAMP INCLUDED: HIGH POWER LED E27

# GLOBE 400/GLOBE 500



MADE IN ITALY



AVAILABLE COLORS					
RESIN BODY (MOULDED COLOURS)			DIFFUSER		
BLACK (A)	GREY (L)	WHITE (W)	CLEAR (X)	OPAL (Y)	SMOKED (Z)

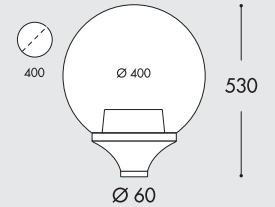


## GLOBE 400

E27 G41.B40.E27



ALUMINIUM CHROME LOUVRE



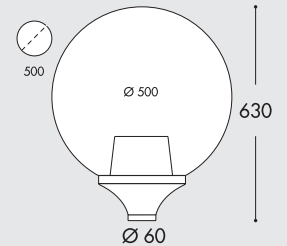
## GLOBE 500

E27 G51.B50.E27

E40 G51.B50.E40



ALUMINIUM CHROME LOUVRE



E27 VERSION  
SUITABLE FOR  
HQI - SON

# POLES



**ANTI CORROSION**

**UV-RAYS STABILIZED**

**NO MAINTENANCE**


**DOUBLE INSULATION**

**NOT AFFECTED BY CHEMICAL FERTILIZERS**




EACH POST IS SUPPLIED WITH THE SUITABLE CAGE FOR FIXATION

EKTOR 2500		EKTOR 3000 AKILLE 3000		EKTOR 3500 AKILLE 3500			
without door	000.361	without door	000.364	000.414	without door	000.367	000.417
with door	000.362	with door	000.365	000.415	with door	000.368	000.418
with door & box	000.363	with door & box	000.366	000.416	with door & box	000.369	000.419



EKTOR 4000		AKILLE 4000	
without door	000.371	000.421	
with door	000.372	000.422	
with door & box	000.373	000.423	



**AVAILABLE COLORS**


**MOULDED COLOURS**

BLACK (A)    GREY (L)    WHITE (W)


**EACH POST IS SUPPLIED WITH THE SUITABLE CAGE FOR FIXATION**

**CAGE - C**    **CAGE - D**    **CAGE - E**

EKTOR 4500		AKILLE 4500		EKTOR 5000		AKILLE 5000	
without door	000.374	000.424		without door	000.377	000.427	
with door	000.375	000.425		with door	000.378	000.428	
with door & box	000.376	000.426		with door & box	000.379	000.429	



EKTOR 6000	
without door	000.384
with door	000.385
with door & box	000.386



MODERN RANGE CLASSIC RANGE REVIVAL RANGE

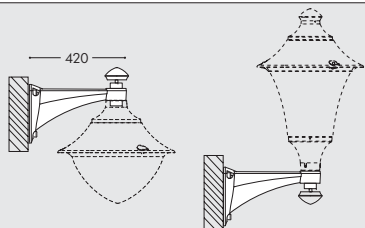
# WALL BRACKETS/BASE



# POST TOP SYSTEM

## MIDIPILAR WALL BRACKET

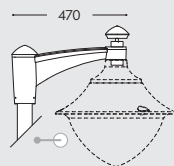
H.254.WAL



suitable for:  
GINO 400 - REMO 400  
VIVI 400 - ECOVIVI 400  
GLOBE 400

## MIDIPILAR SYSTEM 1L

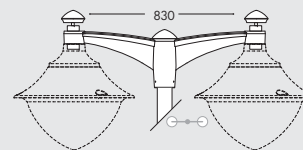
000.000.A10



suitable for:  
VIVI 400 - ECOVIVI 400  
GLOBE 400

## MIDIPILAR SYSTEM 2L

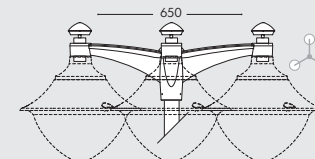
000.000.A20



suitable for:  
VIVI 400 - ECOVIVI 400  
GLOBE 400

## MIDIPILAR SYSTEM 3L

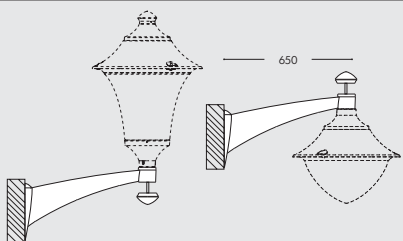
000.000.A30



suitable for:  
VIVI 400 - ECOVIVI 400  
GLOBE 400

## PILAR WALL BRACKET

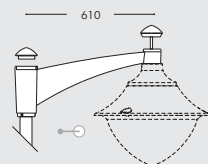
H.253.WAL



suitable for:  
GINO 500 - REMO 500  
VIVI 500 - ECOVIVI 500  
BEPPE 500 - GLOBE 500

## PILAR SYSTEM 1L

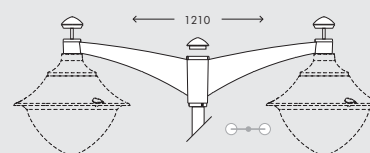
000.000.P10



suitable for:  
VIVI 500 - ECOVIVI 500  
GLOBE 500

## PILAR SYSTEM 2L

000.000.P20



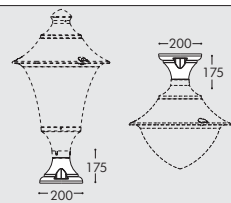
suitable for:  
VIVI 500 - ECOVIVI 500  
GLOBE 500

## NEW LOT BASE

H.115



suitable for:  
GINO 400 - REMO400  
VIVI 400 - ECOVIVI 400  
BEPPE 400 - ECOBEPPE 400  
GLOBE 400 - GINO 500  
REMO 500 - VIVI 500  
ECOVIVI 500 - GLOBE 500



Ø 60mm

### FULLY MODULAR

The unique 60mm hub allows thousands of different possible combinations to create your perfect outdoor lighting fitting.

# LUIGI HIGH-BAY



MADE IN ITALY



**CCT SETTABLE**

3000 K 4000 K 6500 K

SDCM <6

**GX53 MODULAR LED LIGHT SYSTEM**



- **Cost saving:** long-life and efficient LED light sources
- **Built-in driver:** quick and easy lamp replacement
- **Great flexibility:** GX53 standard lamp holder
- **Future-proof luminaries:** performances easy to upgrade to latest technology developments

**NEW HIGH POWER LED**

**INDOOR & OUTDOOR USE**

+80°C  
-30°C

90% HUMIDITY

VOLTAGE SURGE RESISTANT

50W (6550 lm)  
60W (7600 lm)

More details at page 73



AVAILABLE COLORS				
RESIN BODY (MOULDED COLOURS)			DIFFUSER	
BLACK (A)	GREY (L)	WHITE (W)	CLEAR (X)	OPAL (Y)



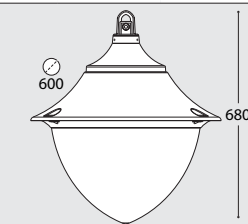
HIGH POWER LED					
LAMP	POWER	LUMINOUS FLUX (UP TO)	VOLTAGE RANGE	COLOUR TEMPERATURE	
E27 HIGH POWER LED Ø 100	30W	3620 lm	100-240V 50/60 Hz	4000K/3000K CCT SET	LUIGI 400 = HQI-SON 50W
E27 HIGH POWER LED Ø 118	50W	6550 lm	100-240V 50/60 Hz	4000K 3000K	LUIGI 400-LUIGI 500 = HQI-SON 70W
E27 HIGH POWER LED Ø 138	60W	7600 lm	100-240V 50/60 Hz	4000K 3000K	LUIGI 500 = HQI-SON 100W

GX53 LED					
LAMP	POWER	LUMINOUS FLUX (Ø TOTAL)	VOLTAGE RANGE	CCT SETTABLE	
GX53	6x10W 60W	7740 lm	100-240V 50/60 Hz	6500K/4000K/3000K CCT SET	LUIGI 400 = HQI-SON 100W
GX53	9x10W 90W	11610 lm	100-240V 50/60 Hz	6500K/4000K/3000K CCT SET	LUIGI 500 = HQI-SON 150W

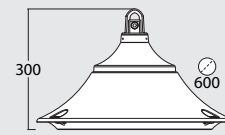
**LUIGI 500-DR HIGH POWER LED**



- 50W LED 4000K L51.128.H1L
- 50W LED 3000K L51.128.H1R
- 60W LED 4000K L51.128.W1L
- 60W LED 3000K L51.128.W1R



9x10W CCT SET 90W L5F.128.D9K



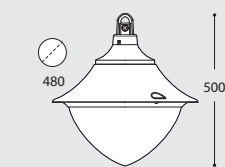
**LUIGI 500 GX53 LED**



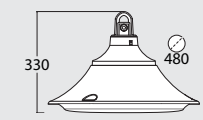
**LUIGI 400-DR HIGH POWER LED**



- 30W LED CCT SET L41.128.Q1K
- 50W LED 4000K L41.128.H1L
- 50W LED 3000K L41.128.H1R



6x10W CCT SET 60W L4F.128.D6K



**LUIGI 400 GX53 LED**



### G9LED

<p>VOLTAGE 100-240V</p>	POWER	<b>1,7 W</b>	
	LUMINOUS FLUX (Φ TOTAL)	3000 K 4000 K	150 lm 150 lm
	SIZE & SOCKET		
	VOLTAGE	100-240 V	
<p>INDOOR &amp; OUTDOOR USE -30 +80 °C 90% HUMIDITY VOLTAGE SURGE RESISTANT</p> <p>COMPLY WITH: EU 2019/2015 EU 2019/2020</p> <p>CE LVD EMC CB ERP</p> <p>IECEE CB CERTIFICATE: SG PSB-LE-02130</p>	FREQUENCY	50/60 Hz	
	PSTLM (NO FLICKER)	<1	
	SVM	0,9	
	CRI	> 80	
	SDCM	<6	
	SWITCHING CYCLE	>40.000	
	WARM UP TIME	≤ 0,5"	
	LIFETIME	15.000 h	
	KELVIN	3000 K	4000 K
	EFFICIENCY CLASS	F	F
REF. CODE	H.LED.G09.3K	H.LED.G09.4K	

### R7s LED 78mm- CCT SETTABLE

<p>VOLTAGE 100-240V</p>	POWER	<b>3,5W</b>	
	LUMINOUS FLUX (Φ TOTAL)	2700 K 4000 K 6500 K	325 lm 365 lm 365 lm
<p>INDOOR &amp; OUTDOOR USE -30 +80 °C 90% HUMIDITY VOLTAGE SURGE RESISTANT</p> <p>COMPLY WITH: EU 2019/2015 EU 2019/2020</p> <p>CE LVD EMC CB ERP</p> <p>IECEE CB CERTIFICATE: SG PSB-LE-02130</p>	VOLTAGE	100-240 V	
	FREQUENCY	50/60 Hz	
	DISPLACEMENT FACTOR	>0	
	PSTLM (NO FLICKER)	<1	
	SVM	0,4	
	CRI	> 80	
	SDCM	<6	
	SWITCHING CYCLE	45.000	
	WARM UP TIME	≤ 0,5"	
	LIFETIME	25.000 h	
EFFICIENCY CLASS	F		
REF. CODE	H7.LED.R7S.CCT		

### GU10 LED - CCT SETTABLE

<p>VOLTAGE 100-240V</p>	POWER	<b>2,9 W</b>	<b>4,8 W</b>
	LUMINOUS FLUX (Φ TOTAL)	2700 K 4000 K	360 lm 390 lm
	SIZE & SOCKET		
	VOLTAGE	100-240 V	
<p>INDOOR &amp; OUTDOOR USE -30 +80 °C 90% HUMIDITY VOLTAGE SURGE RESISTANT</p> <p>COMPLY WITH: EU 2019/2015 EU 2019/2020</p> <p>CE LVD EMC CB ERP</p> <p>IECEE CB CERTIFICATE: SG PSB-LE-06599</p>	LUMINOUS FLUX (Φ USE 90°)	280 lm	450 lm
	FREQUENCY	50/60 Hz	50/60 Hz
	DISPLACEMENT FACTOR	>0,95	>0,95
	PSTLM (NO FLICKER)	<1	<1
	SVM	0,4	0,4
	CRI	> 80	> 80
	SDCM	<5	<5
	BEAM ANGLE	48°	47°
	SWITCHING CYCLE	> 25.000	> 25.000
	WARM UP TIME	≤ 0,5"	≤ 0,5"
LIFETIME	25.000 h	25.000 h	
EFFICIENCY CLASS	E	E	
REF. CODE	H.LED.GU10.CCT	H2.LED.GU10.CCT	


### R7s LED 118mm- CCT SETTABLE

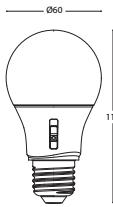

<p>VOLTAGE 100-240V</p>	POWER	<b>7,5 W</b>	
	LUMINOUS FLUX (Φ TOTAL)	2700 K 4000 K 6500 K	680 lm 775 lm 790 lm
<p>INDOOR &amp; OUTDOOR USE -30 +80 °C 90% HUMIDITY VOLTAGE SURGE RESISTANT</p> <p>COMPLY WITH: EU 2019/2015 EU 2019/2020</p> <p>CE LVD EMC CB ERP</p> <p>IECEE CB CERTIFICATE: SG PSB-LE-02130</p>	VOLTAGE	100-240 V	
	FREQUENCY	50/60 Hz	
	DISPLACEMENT FACTOR	>0,5	
	PSTLM (NO FLICKER)	<1	
	SVM	0,4	
	CRI	> 80	
	SDCM	<6	
	SWITCHING CYCLE	45.000	
	WARM UP TIME	≤ 0,5"	
	LIFETIME	25.000 h	
EFFICIENCY CLASS	F		
REF. CODE	H8.LED.R7S.CCT		

### R7s LED 189mm- CCT SETTABLE

<p>VOLTAGE 100-240V</p>	POWER	<b>10,5 W</b>	
	LUMINOUS FLUX (Φ TOTAL)	2700 K 4000 K 6500 K	1000 lm 1130 lm 1060 lm
<p>INDOOR &amp; OUTDOOR USE -30 +80 °C 90% HUMIDITY VOLTAGE SURGE RESISTANT</p> <p>COMPLY WITH: EU 2019/2015 EU 2019/2020</p> <p>CE LVD EMC CB ERP</p> <p>IECEE CB CERTIFICATE: SG PSB-LE-02130</p>	VOLTAGE	100-240 V	
	FREQUENCY	50/60 Hz	
	DISPLACEMENT FACTOR	>0,7	
	PSTLM (NO FLICKER)	<1	
	SVM	0,4	
	CRI	> 80	
	SDCM	<6	
	SWITCHING CYCLE	45.000	
	WARM UP TIME	≤ 0,5"	
	LIFETIME	25.000 h	
EFFICIENCY CLASS	F		
REF. CODE	H9.LED.R7S.CCT		

### E27 LED A60- CCT SETTABLE



POWER	8,5 W	11 W
LUMINOUS FLUX (Φ TOTAL)	2700 K 840 lm 4000 K 920 lm 6500 K 920 lm	840 lm 920 lm 1100 lm 1200 lm 1200 lm
SIZE & SOCKET		
VOLTAGE	100-240 V	100-240 V
FREQUENCY	50/60 Hz	50/60 Hz
DISPLACEMENT FACTOR	>0,5	>0,7
PSTLM (NO FLICKER)	< 1	< 1
SVM	0,4	0,4
CRI	> 80	> 80
SDCM	<6	<6
LIFETIME	25.000 h	25.000 h
EFFICIENCY CLASS	F	F
REF. CODE	H.LED.A60.CCT	H2.LED.A60.CCT

VOLTAGE 100-240V

CCT SETTABLE 2700 K 4000 K 6500 K

ENERGY+ FUMAGALLI S.R.L. H.LED.A60.CCT

TUV SUD

CE LVD EMC CB ERP

IECEE CB CERTIFICATE: SG PSB-LE-03297


INDOOR & OUTDOOR USE -30 +80 °C 90% HUMIDITY VOLTAGE SURGE RESISTANT

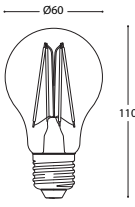
86% savings =60W

85% savings =75W

\*SASO version available upon request.

### E27 LED FILAMENT A60



POWER	6,5 W
LUMINOUS FLUX (Φ TOTAL)	2700 K 800 lm
SIZE & SOCKET	
VOLTAGE	100-240 V
FREQUENCY	50/60 Hz
DISPLACEMENT FACTOR	>0,5
CRI	> 80
SWITCHING CYCLE	>100.000
WARM UP TIME	≤ 0,5"
LIFETIME	25.000 h
EFFICIENCY CLASS	E
REF. CODE	H.LED.FIL.3K

VOLTAGE 100-240V

ENERGY+ FUMAGALLI S.R.L. H.LED.FIL.3K

TUV SUD


CE LVD EMC CB ERP

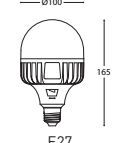
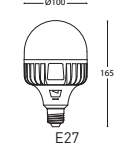
IECEE CB CERTIFICATE: SG PSB-LE-03735

INDOOR & OUTDOOR USE -30 +80 °C 90% HUMIDITY VOLTAGE SURGE RESISTANT

90% savings =60W

### E27 HIGH POWER LED



POWER	15 W	30W
LUMINOUS FLUX (Φ TOTAL)	3000 K 1545 lm 4000 K 1690 lm	3325lm 3620 lm
SIZE & SOCKET		
VOLTAGE	100-240 V	100-240 V
FREQUENCY	50/60 Hz	50/60 Hz
DISPLACEMENT FACTOR	>0,7	>0,9
PSTLM (NO FLICKER)	< 1	< 1
SVM	0,4	0,4
CRI	> 80	> 80
SWITCHING CYCLE	30.000	30.000
WARM UP TIME	< 0,5"	< 1"
LIFETIME	25.000 h	25.000 h
EFFICIENCY CLASS	F	E
REF. CODE	H3.LED.HIP.CCT	H2.LED.HIP.CCT

VOLTAGE 100-240V

CCT SETTABLE 3000 K 4000 K

ENERGY+ FUMAGALLI S.R.L. H.LED.HIP.CCT

TUV SUD

CE LVD EMC CB ERP

IECEE CB CERTIFICATE: SG PSB-LE-03835

INDOOR & OUTDOOR USE -30 +80 °C 90% HUMIDITY VOLTAGE SURGE RESISTANT

30 kWh/1000h

### E27 HIGH POWER LED



POWER	50 W	60W
LUMINOUS FLUX (Φ TOTAL)	3000 K 5850 lm 4000 K 6550 lm	6600 lm 7600 lm
SIZE & SOCKET		
VOLTAGE	100-240 V	100-240 V
FREQUENCY	50/60 Hz	50/60 Hz
DISPLACEMENT FACTOR	>0,9	>0,9
PSTLM (NO FLICKER)	< 1	< 1
SVM	0,4	0,4
CRI	> 80	> 80
SWITCHING CYCLE	30.000	30.000
WARM UP TIME	< 1"	< 0,5"
LIFETIME	25.000 h	25.000 h
KELVIN	3000 K 4000 K	3000 K 4000 K
EFFICIENCY CLASS	E	E
REF. CODE	H.LED.HIP.3K H.LED.HIP.4K	H4.LED.HIP.3K H4.LED.HIP.4K

VOLTAGE 100-240V

SILICONE PROTECTION DRIVER

ENERGY+ FUMAGALLI S.R.L. H.LED.HIP.3K

TUV SUD

CE LVD EMC CB ERP


IECEE CB CERTIFICATE: SG PSB-LE-03791

INDOOR & OUTDOOR USE -30 +80 °C 90% HUMIDITY VOLTAGE SURGE RESISTANT


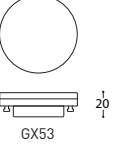
50 kWh/1000h


\*SASO version available upon request

### GX53 LED Ø75mm- CCT SETTABLE



**VOLTAGE**  
100-240V


POWER		<b>3 W</b>
LUMINOUS FLUX (Φ TOTAL)	3000 K	405 lm
	4000 K	410 lm
	6500 K	410 lm
SIZE & SOCKET	  GX53	



**CCT SETTABLE**

3000 K 4000 K 6500 K

**ENERGY+**



**INDOOR & OUTDOOR USE**

-30 +80 °C 90% HUMIDITY

VOLTAGE SURGE RESISTANT

**TUV SUD**


CE LVD EMC CB ERP

**IECEE**



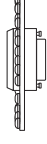
IECEE CB CERTIFICATE: SG PSB-LE-03887



LUMINOUS FLUX (Φ USE 120°)	335 lm
VOLTAGE	100-240 V
FREQUENCY	50/60 Hz
PSTLM (NO FLICKER)	<1
SVM	0,4
CRI	> 80
SDCM	<6
BEAM ANGLE	112°
SWITCHING CYCLE	> 30.000
WARM UP TIME	0s
LIFETIME	25.000 h
EFFICIENCY CLASS	E
REF. CODE	H.LED.G53.CCT

### GX53 LED Ø160mm- POWER SETTABLE / CCT SETTABLE



**VOLTAGE**  
100-240V

POWER		<b>15W / 9 W eco mode</b>	
LUMINOUS FLUX (Φ TOTAL)	2700 K	1780 lm	1200 lm
	4000 K	1940 lm	1300 lm
SIZE & SOCKET	   GX53		

**POWER SETTABLE**

15W

**CCT SETTABLE**

2700 K 4000 K

**INDOOR & OUTDOOR USE**

-20 +40 °C 90% HUMIDITY

VOLTAGE SURGE RESISTANT

**TUV SUD**

CE LVD EMC CB ERP

**IECEE**

IECEE CB CERTIFICATE: SG PSB-LE-06107


VOLTAGE	100-240 V
FREQUENCY	50/60 Hz
DISPLACEMENT FACTOR	>0,9
PSTLM (NO FLICKER)	<0,1
SVM	0,4
CRI	> 80
SDCM	<6
SWITCHING CYCLE	> 15.000
WARM UP TIME	≤ 0,5"
LIFETIME	25.000 h
EFFICIENCY CLASS	E
REF. CODE	H7.LED.G53.CCT

### GX53 LED Ø100mm - CCT SETTABLE



**VOLTAGE**  
100-240V

POWER		<b>10W</b>
LUMINOUS FLUX (Φ TOTAL)	3000 K	1190 lm
	4000 K	1290 lm
	6500 K	1210 lm
SIZE & SOCKET	   GX53	



**CCT SETTABLE**

3000 K 4000 K 6500 K

**ENERGY+**



**SILICONE PROTECTION DRIVER**

**INDOOR & OUTDOOR USE**

-30 +80 °C 90% HUMIDITY

VOLTAGE SURGE RESISTANT

**TUV SUD**

CE LVD EMC CB ERP

**IECEE**

IECEE CB CERTIFICATE: SG PSB-LE-03887

VOLTAGE	100-240 V
FREQUENCY	50/60 Hz
DISPLACEMENT FACTOR	>0,5
PSTLM (NO FLICKER)	< 1
SVM	0,4
CRI	> 80
SDCM	<6
BEAM ANGLE	112°
SWITCHING CYCLE	> 30.000
WARM UP TIME	0s
LIFETIME	25.000 h
EFFICIENCY CLASS	E
REF. CODE	H3.LED.G53.CCT

### SOLAR MODULE



**IP65**

SIZE	 	
ENERGY SAVING MODE	LUMEN	20
	AUTONOMY	46h
FULL POWER MODE	LUMEN	280
	ACTIVE TIME	25 sec
SOLAR PANEL	5V/2W	
	Monocrystalline	
	High resistant tempered glass	
CHARGING TIME	6h	
REPLACEABLE BATTERY	LiFePO4 IFR26650E3400, 3.2V	
	No Risk of explosion	
	Longer Lifetime	
PIR SENSOR	Detection angle 120°	
	Fields of detection up to 5 mt	
	Active for 25 sec.	
LED	1 CIRCUITS	SMD 2835
	COLOR RENDERING INDEX RA	> 80
	SDCM	< 6
	LIFETIME	30.000 h
REF. CODE	H2.LED.SOL.4K	




CE LVD EMC ERP

**IECEE**

IECEE CB CERTIFICATE: SG PSB-LE-05512

**TUV SUD**

CE LVD EMC ERP

LIFETIME	30.000 h
KELVIN	4000 K

## TAKE ADVANTAGE OF ALL OUR PROMOTIONS!

GARDEN RANGE



PROJECT RANGE



## TO SEE OUR COMPLETE COLLECTION

Ask for our NEW **General Catalogue 2027** or visit our website at [www.fumagalli.it](http://www.fumagalli.it)



**211**  
DISTRIBUTORS  
ALL OVER THE  
WORLD

**190**  
EMPLOYEES

## COME TO VISIT US



## RESIN MATERIAL ADVANTAGES



NO MAINTENANCE



ANTI-CORROSION



DOUBLE INSULATION



NOT AFFECTED BY CHEMICAL FERTILIZERS



UV-RAY STABILIZED



RECYCLABLE



UV TREATED



DOUBLE INSULATION



ANTI-SHOCK



TEMPERATURE



ENERGY SAVING



RESIDENTIAL



PUBLIC

## HOW TO READ THE CODE

<p><b>DIFFUSER</b> IDENTIFIES THE DIFFUSER</p> <p><b>V50</b></p>	<p><b>STRUCTURE</b> IDENTIFIES THE STRUCTURE ON WHICH THE DIFFUSER IS MOUNTED (POLE, BRACKET, BASE, SPIKE)</p> <p><b>361</b></p>	<p><b>SYSTEM</b> IDENTIFIES THE MULTILIGHT SYSTEM IF PRESENT</p> <p><b>A20</b></p>	<p><b>COLOUR OF THE STRUCTURE</b> IDENTIFIES THE COLOUR OF THE STRUCTURE <b>A</b> BLACK <b>W</b> WHITE <b>L</b> GREY</p> <p><b>A</b></p>	<p><b>COLOUR OF THE DIFFUSER</b> IDENTIFIES THE COLOUR OF THE DIFFUSER <b>X</b> CLEAR/FROSTED <b>Y</b> OPAL <b>Z</b> SMOKED</p> <p><b>X</b></p>	<p><b>ELECTRIFICATION</b> IDENTIFIES THE TYPE OF ELECTRIFICATION AND THE EVENTUAL PRESENCE OF BULBS</p> <p><b>H1L</b></p>
--	--	--	--	---	---



Fumagalli S.r.l.  
Via Ca' Bassa, 59  
21100 Varese - ITALY  
Tel.+39.0332.336353  
Fax.+39.0332.336358  
E-mail [customerservice@fumagalli.it](mailto:customerservice@fumagalli.it)



[www.fumagalli.it](http://www.fumagalli.it)