



TOP SELECTION GARDEN 2026

CLASSIC RANGE



MODERN RANGE



SOLAR RANGE



CLASSIC RANGE

REVIVAL

HALF LANTERN

HEXAGONAL

SQUARE

GARDEN SMALL



GARDEN MEDIUM



GARDEN LARGE



GLOBES



BOLLARD



BISSO/ANNA
for details see pag. 47



Q18.110



MIKROLOT/MARY
for details see pag. 55

DISMA/ROBY
for details see pag. 29



H21.240



NARDO/GIAMPY
for details see pag. 17

ESAU
for details see pag. 15

NEW ENTRY!



FABIO
for details see pag. 11



IESSE
for details see pag. 13



MODERN RANGE

NEWS

VIRGILIO 800 pag.105	VIRGILIO 500 pag.105	VIRGILIO 250 pag.107	VIRGILIO APPLIQUE pag.107	ESTER 250 pag.111	ESTER APPLIQUE pag.111	ELISA 250 pag.115	ELISA APPLIQUE pag.115
--------------------------------	--------------------------------	--------------------------------	-------------------------------------	-----------------------------	----------------------------------	-----------------------------	----------------------------------

BOLLARD

VIRGILIO pag.105	ESTER pag.109	ELISA pag.113	STEVEN pag.117	CARLO pag.119	CARLO DECO pag.119	AMELIA pag.123	GABRI-LUCIA pag.127	GABRI-MADDI pag.129	PINELA pag.131
----------------------------	-------------------------	-------------------------	--------------------------	-------------------------	------------------------------	--------------------------	-------------------------------	-------------------------------	--------------------------

DOWNLIGHT

TERESA 50 pag.133	TERESA 90 pag.134	TERESA 160 pag.135	TERESA 260 pag.135	LIVIA 60 pag.137	LIVIA 90 pag.137	LIVIA 160 pag.139	LIVIA 180 pag.139
-----------------------------	-----------------------------	------------------------------	------------------------------	----------------------------	----------------------------	-----------------------------	-----------------------------

UP&DOWN

MAMETE pag.141	ABRAM pag.143	FRANCA 90 pag.145	MARTA 90 pag.147	MARTA 160 pag.149	FRANCY pag.151	FRANCY-OP pag.151
--------------------------	-------------------------	-----------------------------	----------------------------	-----------------------------	--------------------------	-----------------------------

FLOODLIGHT

MINITOMMY pag.153	TOMMY pag.155	GERMANA pag.159	GIUSEPPE pag.161	ALDO pag.163	CECI 90 pag.165	CECI 120 pag.166	CECI 160 pag.167
-----------------------------	-------------------------	---------------------------	----------------------------	------------------------	---------------------------	----------------------------	----------------------------

BRICKLIGHT

NINA pag.169	LORENZA pag.171	LETI 100 ROUND pag.173	LETI 100 SQUARE pag.174	LETI 200 pag.175	LETI 300 pag.177	EXTRALETI 100 ROUND pag.173	EXTRALETI 100 SQUARE pag.174	EXTRALETI 200 pag.175	EXTRALETI 300 pag.177
------------------------	---------------------------	----------------------------------	-----------------------------------	----------------------------	----------------------------	---------------------------------------	--	---------------------------------	---------------------------------

BULKHEAD

BERTINA pag.179	BERTA pag.181	UMBERTA pag.183	GELMI pag.187	DANZI pag.189	STUCCHI pag.191	CECCHI pag.191	RITA pag.191	LUCIA pag.193	MADDI pag.195
---------------------------	-------------------------	---------------------------	-------------------------	-------------------------	---------------------------	--------------------------	------------------------	-------------------------	-------------------------

POST

GIORGIO/ROSA pag.197	BEPPE 400 pag.199	VIVI 400 pag.199
--------------------------------	-----------------------------	----------------------------



VIRGILIO 500
for details see pag.105

DS3.558 DS3.563 DS3.564

BERTINA
for details see pag.179

2B1.000

FRANCY-OP
for details see pag.151

2A2.000

MINITOMMY-EL
for details see pag.153

NEW GU10 130 lumen/W

1M2.001

AMELIA 400
for details see pag.123

DR2.574



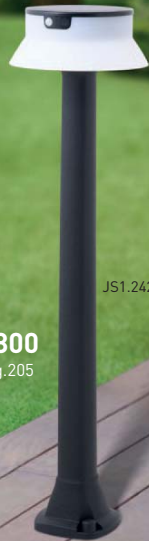
FIORINA
for details see pag.207



FI1.542.S3L




JOSEPHA 800
for details see pag.205



JS1.242.S3LOP2

SANTINA 500 SPIKE
for details see pag.211



SL1.259.S3LOP2

FELICE 200
for details see pag.209



FE1.573.S3LOP2

FORTUNATO
for details see pag.207



FO1.000.S3L

BISSO/ROSETTA
for details see pag.213



R22.131.S3L

SAVE UP TO
40%
VOLUME



MADE IN
ITALY

SINGLE BOX



SMART PACK

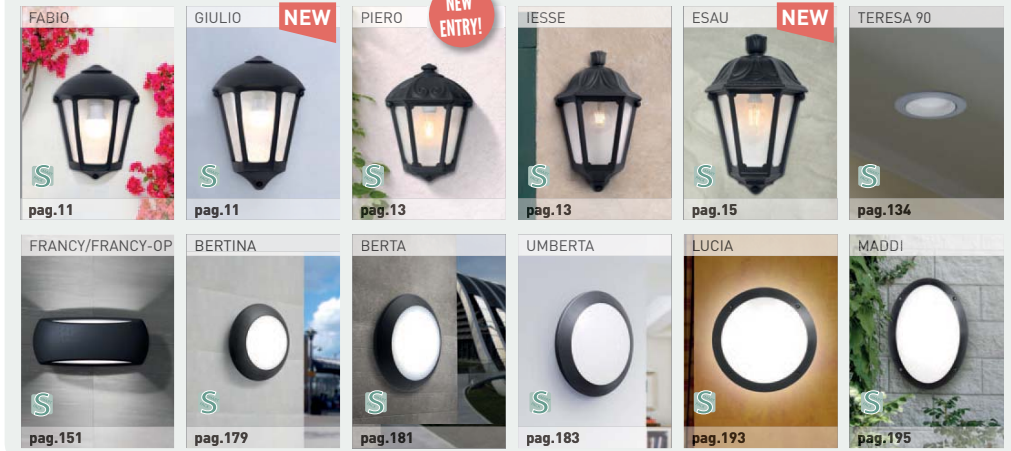


✓ SAVE UP TO 40% VOLUME

✓ ECO-FRIENDLY PACKAGING

✓ FILM WRAPPED ITEMS

AVAILABLE FOR:



HOW TO READ THE CODE

DIFFUSER IDENTIFIES THE DIFFUSER	STRUCTURE IDENTIFIES THE STRUCTURE ON WHICH THE DIFFUSER IS MOUNTED (POLE, BRACKET, BASE, SPIKE)	SYSTEM IDENTIFIES THE MULTILIGHT SYSTEM IF PRESENT	COLOUR OF THE STRUCTURE IDENTIFIES THE COLOUR OF THE STRUCTURE	COLOUR OF THE DIFFUSER IDENTIFIES THE COLOUR OF THE DIFFUSER	ELECTRIFICATION IDENTIFIES THE TYPE OF ELECTRIFICATION AND THE EVENTUAL PRESENCE OF BULBS	VARIANT IDENTIFIES THE PRESENCE OF COMPONENTS SUCH AS AN EVENTUAL LOUVRE OR BACKUP BASE ON THE BULK-HEAD RANGE
1	R3	.	613	.	X20	.
			A		Y	
					E1P	
						OR1

MIKROLOT/ANNA
for details see pag. 47



MINILOT/RUT
for details see pag. 63

DINO/LUCA
for details see pag. 25



NEW ENTRY!



NEW ENTRY!

ESAU
for details see pag.15



IESSE
for details see pag. 13



FABIO
for details see pag.11



GIULIO
for details see pag. 11


fumagalli[®]
s i n c e 1 9 7 3

PROMO GARDEN 2026 - CLASSIC RANGE

MIDIDISMA/SANDRO
for details see pag. 21

NEW ENTRY!

DISMA/GIAMPY
for details see pag. 17



MAXDISMA/LUCA
for details see pag. 25



DISMA/ROBY
for details see pag. 29



BISSO/GOLIA
for details see pag. 71

MIKROLOT/MARY
for details see pag. 55



REVIVAL

FABIO-GIULIO HALF LANTERN

MADE IN ITALY



CCT SET

6,5W 800 lm 2700 K	8,5W 920 lm 2700 K	11W 1200 lm 4000 K / 6500 K

More details at page 215



M24.000.V1K

NEW
GREY COLOUR
AVAILABLE



SINGLE BOX

FABIO master box
0,16 cbm-18 pcs

GIULIO master box
0,19 cbm-12 pcs

SMART PACK

- Save 35% volume
- ECO-friendly packaging
- Film wrapped items

SAVE UP TO 35% VOLUME

FABIO
0,14 cbm-24 pcs

GIULIO
0,21 cbm-18 pcs



HALF LANTERNS

AVAILABLE COLORS

RESIN BODY	DIFFUSER
BLACK (A) GREY (L) NEW COLOUR WHITE (W)	CLEAR (X) OPAL (Y)

E27 CCT LED VERSION

8,5W 920 lm 100-240V 50/60 Hz 2700K/4000K/6500K

E27 FILAMENT LED VERSION

6,5W 800 lm 100-240V 50/60 Hz 2700K

E27 VERSION


75W 60W



FABIO

E27	M21.000.E27	SMART PACK
E27	M20.000.E27	SINGLE BOX
6,5W FILAMENT	M20.000.F1R	SINGLE BOX
8,5W CCT SET	M20.000.V1K	SINGLE BOX

Standard Master box: **18pcs**
Smart Pack Master box: **24pcs**



GIULIO

E27	M25.000.E27	SMART PACK
E27	M24.000.E27	SINGLE BOX
6,5W FILAMENT	M24.000.F1R	SINGLE BOX
8,5W CCT SET	M24.000.V1K	SINGLE BOX

Standard Master box: **12pcs**
Smart Pack Master box: **18pcs**

10	HALF LANTERN
16	REVIVAL
46	GARDEN SMALL
62	GARDEN MEDIUM
82	GARDEN LARGE
98	BOLLARD
104	BOLLARD
132	DOWNLIGHT
140	UP&DOWN
152	FLOODLIGHT
162	IN-GROUND
168	BRICKLIGHT
178	BULKHEAD
196	POST
204	SOLAR MODERN
212	SOLAR CLASSIC
214	LAMPS

PIERO-IESSE HALF LANTERNS



MADE IN ITALY



CCT SET		
6,5W 800 lm 2700 K	8,5W 920 lm 2700 K	11W 1200 lm 4000 K / 6500 K

More details at page 215

**NEW
ENTRY!**

M18.000.F1R

SINGLE BOX

PIERO master box
0,16 cbm-18 pcs

IESSE master box
0,22 cbm-16 pcs

SMART PACK

- Save up to 44% volume
- ECO-friendly packaging
- Film wrapped items

PIERO
0,14 cbm-24 pcs

IESSE
0,14 cbm-18 pcs



AVAILABLE COLORS		E27 CCT LED VERSION		E27 FILAMENT LED		E27 VERSION	
RESIN BODY	DIFFUSER	8,5W 920 lm 100-240V 50/60 Hz 2700K/4000K/6500K	11W 1200 lm 100-240V 50/60 Hz 2700K/4000K/6500K	6,5W 800 lm 100-240V 50/60 Hz 2700K	E27 VERSION	60W INCANDESCENT	75W INCANDESCENT
BLACK (A) WHITE (W)	CLEAR (X) OPAL (Y)	CCT SET		CCT SET		CCT SET	

PIERO

IP55

E27	M19.000.E27	SMART PACK
E27	M18.000.E27	SINGLE BOX
6,5W FILAMENT 2700K	M18.000.F1R	SINGLE BOX
8,5W CCT SET	M18.000.V1K	SINGLE BOX

available from May 2026

Standard Master box: **18pcs**
Smart Pack Master box: **24pcs**

IESSE

IP55

E27	M23.000.E27	SMART PACK
E27	M22.000.E27	SINGLE BOX
6,5W FILAMENT 2700K	M22.000.F1R	SINGLE BOX
8,5W CCT SET	M22.000.V1K	SINGLE BOX

Standard Master box: **16pcs**
Smart Pack Master box: **18pcs**

10	HALF LANTERN
16	REVIVAL
46	GARDEN SMALL
62	GARDEN MEDIUM
82	GARDEN LARGE
98	BOLLARD
104	BOLLARD
132	DOWNLIGHT
140	UP&DOWN
152	FLOODLIGHT
162	IN-GROUND
168	BRICKLIGHT
178	BULKHEAD
196	POST
204	SOLAR MODERN
212	SOLAR CLASSIC
214	LAMPS

ESAU-DARIA HALF LANTERNS



MADE IN ITALY

CCT SET

6,5W	8,5W	11W
800 lm	920 lm	1200 lm
2700 K	2700 K	4000 K 6500 K

More details at page 215

NEW ENTRY!

M26.000.V1K

SINGLE BOX

ESAU master box
0,19 cbm-10 pcs

SMART PACK

- Save up to 44 % volume
- ECO-friendly packaging
- Film wrapped items

SAVE UP TO 44 % VOLUME

ESAU
0,19 cbm-16 pcs



HALF LANTERNS

AVAILABLE COLORS		E27 CCT LED VERSION		E27 FILAMENT LED		E27 VERSION	
RESIN BODY	DIFFUSER	8,5W 920 lm	11W 1200 lm	6,5W 800 lm	11W 1200 lm	6,5W 800 lm	11W 1200 lm
BLACK (A) WHITE (W)	CLEAR (X) OPAL (Y)	100-240V 50/60 Hz 2700K/4000K/6500K	100-240V 50/60 Hz 2700K/4000K/6500K	100-240V 50/60 Hz 2700K	100-240V 50/60 Hz 2700K	100-240V 50/60 Hz 2700K	100-240V 50/60 Hz 2700K
		60W INCANDESCENT	75W INCANDESCENT	60W INCANDESCENT	75W INCANDESCENT	60W INCANDESCENT	75W INCANDESCENT

ESAU

IP55

E27	M27.000.E27	SMART PACK
E27	M26.000.E27	SINGLE BOX
6,5W FILAMENT 2700K	M26.000.F1R	SINGLE BOX
8,5W CCT SET	M26.000.V1K	SINGLE BOX

Standard Master box: **10pcs**
Smart Pack Master box: **16pcs**

DARIA

IP55

E27	M28.000.E27	SINGLE BOX
6,5W FILAMENT 2700K	M28.000.F1R	SINGLE BOX
11W CCT SET	M28.000.T1K	SINGLE BOX

GARDEN CLASSIC

- 10 HALF LANTERN
- 16 REVIVAL
- 46 GARDEN SMALL
- 62 GARDEN MEDIUM
- 82 GARDEN LARGE
- 98 BOLLARD
- 104 BOLLARD
- 132 DOWNLIGHT
- 140 UP&DOWN
- 152 FLOODLIGHT
- 162 IN-GROUND
- 168 BRICKLIGHT
- 178 BULKHEAD
- 196 POST
- 204 SOLAR MODERN
- 212 SOLAR CLASSIC
- 214 LAMPS

GARDEN MODERN

SOLAR

GIAMPY RANGE

SMALL SIZE




MADE IN ITALY

AVAILABLE COLORS		DIFFUSER	
RESIN BODY	NEW COLOUR	CLEAR (X)	OPAL (Y)
BLACK (A)	GREY (L)	WHITE (W)	

E27 CCT LED VERSION		E27 FILAMENT LED VERSION		E27 VERSION	
8,5W	920 lm	6,5W	800 lm		
100-240V	50/60 Hz	100-240V	50/60 Hz		
2700K/4000K/6500K		2700K			
75W INCANDESCENT		60W INCANDESCENT			

Power	Light Output	Color Temperature
6,5W	800 lm	2700 K
8,5W	920 lm	2700 K
11W	1200 lm	4000 K
		6500 K

More details at page 215



H21.240.V1K

NEW
GREY COLOUR AVAILABLE



SMALL SIZE

GIAMPY RANGE

AVAILABLE COLORS		E27 CCT LED VERSION		E27 FILAMENT LED VERSION		E27 VERSION	
RESIN BODY	NEW COLOUR	8,5W	920 lm	6,5W	800 lm		
BLACK (A)	GREY (L)	100-240V	50/60 Hz	100-240V	50/60 Hz		
		2700K/4000K/6500K		2700K			
		75W INCANDESCENT		60W INCANDESCENT			

NARDO/GIAMPY		
6,5W FILAMENT	2700K	H21.240.F1R
8,5W CCT SET		H21.240.V1K
E27		H21.240.E27

SICAR/GIAMPY		
6,5W FILAMENT	2700K	H21.125.F1R
8,5W CCT SET		H21.125.V1K
E27		H21.125.E27

IP55

Master box: 18pcs

IP55

Master box: 18pcs

DISMA/GIAMPY		
6,5W FILAMENT	2700K	H21.114.F1R
8,5W CCT SET		H21.114.V1K
E27		H21.114.E27

GIAFFA/GIAMPY (resin)		
6,5W FILAMENT	2700K	H21.242.F1R
8,5W CCT SET		H21.242.V1K
E27		H21.242.E27

IP55

Master box: 18pcs

IP55

- 10 HALF LANTERN
- 16 REVIVAL
- 46 GARDEN SMALL
- 62 GARDEN MEDIUM
- 82 GARDEN LARGE
- 98 BOLLARD
- 104 BOLLARD
- 132 DOWNLIGHT
- 140 UP&DOWN
- 152 FLOODLIGHT
- 162 IN-GROUND
- 168 BRICKLIGHT
- 178 BULKHEAD
- 196 POST
- 204 SOLAR MODERN
- 212 SOLAR CLASSIC
- 214 LAMPS



AVAILABLE COLORS		
RESIN BODY		DIFFUSER
BLACK (A)	GREY (L)	CLEAR (X)
WHITE (W)		OPAL (Y)

E27 CCT LED VERSION	
	8,5W 920 lm 100-240V 50/60 Hz 2700K/4000K/6500K CCT SET 75W INCANDESCENT

E27 FILAMENT LED VERSION	
	6,5W 800 lm 100-240V 50/60 Hz 2700K 60W INCANDESCENT

DANILO/GIAMPY

IP55

NEW

IP55

NEW

6,5W FILAMENT	2700K	H21.305.F1R
8,5W CCT SET		H21.305.V1K

LED LAMP INCLUDED



"METAL POST COVERED BY RESIN"

fumaTech
FUMAGALLI POLES TECHNOLOGY



ANTI CORROSION	UV-RAYS STABILIZED	NO MAINTENANCE	DOUBLE INSULATION	NOT AFFECTED BY CHEMICAL FERTILIZERS

DINO NARDO/GIAMPY 2L

IP55

NEW

IP55

NEW

6,5W FILAMENT	2700K	H21.306.D20.F1R
8,5W CCT SET		H21.306.D20.V1K

LED LAMP INCLUDED

DINO NARDO/GIAMPY 3L

IP55

NEW

IP55

NEW

6,5W FILAMENT	2700K	H21.306.D30.F1R
8,5W CCT SET		H21.306.D30.V1K

LED LAMP INCLUDED

GARDEN CLASSIC

- 10 HALF LANTERN
- 16 REVIVAL
- 46 GARDEN SMALL
- 62 GARDEN MEDIUM
- 82 GARDEN LARGE
- 98 BOLLARD
- 104 BOLLARD
- 132 DOWNLIGHT
- 140 UP&DOWN
- 152 FLOODLIGHT
- 162 IN-GROUND
- 168 BRICKLIGHT
- 178 BULKHEAD
- 196 POST

GARDEN MODERN

- 204 SOLAR MODERN
- 212 SOLAR CLASSIC

SOLAR

- 214 LAMPS

REVIVAL

SANDRO RANGE

MEDIUM SIZE



MADE IN ITALY

NEW

GREY COLOUR AVAILABLE



H24.116.V1K

AVAILABLE COLORS

RESIN BODY **DIFFUSER**

NEW COLOUR CLEAR (X) OPAL (Y)

BLACK (A) GREY (L) WHITE (W)

CCT SET

6,5W 8,5W 11W

800 lm 920 lm 1200 lm

2700 K 2700 K 4000 K 6500 K

More details at page 215



MEDIUM SIZE

SANDRO RANGE

AVAILABLE COLORS			E27 CCT LED VERSION	E27 FILAMENT LED VERSION	E27 VERSION
BLACK (A)	GREY (L)	WHITE (W)	8,5W 920 lm 100-240V 50/60 Hz 2700K/4000K/6500K	6,5W 800 lm 100-240V 50/60 Hz 2700K	
			75W INCANDESCENT	60W INCANDESCENT	

NARDO/SANDRO		
6,5W FILAMENT 2700K	H24.240.F1R	
8,5W CCT SET	H24.240.V1K	
E27	H24.240.E27	

SICAR/SANDRO		
6,5W FILAMENT 2700K	H24.125.F1R	
8,5W CCT SET	H24.125.V1K	
E27	H24.125.E27	

IP55

NEW

Master box: 12pcs

IP55

NEW

Master box: 12pcs

MIDIDISMA/SANDRO		
6,5W FILAMENT 2700K	H24.116.F1R	
8,5W CCT SET	H24.116.V1K	
E27	H24.116.E27	

GIAFFA/SANDRO (resin)		
6,5W FILAMENT 2700K	H24.242.F1R	
8,5W CCT SET	H24.242.V1K	
E27	H24.242.E27	

IP55

NEW

Master box: 12pcs

IP55

NEW

- 10 HALF LANTERN
- 16 REVIVAL
- 46 GARDEN SMALL
- 62 GARDEN MEDIUM
- 82 GARDEN LARGE
- 98 BOLLARD
- 104 BOLLARD
- 132 DOWNLIGHT
- 140 UP&DOWN
- 152 FLOODLIGHT
- 162 IN-GROUND
- 168 BRICKLIGHT
- 178 BULKHEAD
- 196 POST
- 204 SOLAR MODERN
- 212 SOLAR CLASSIC
- 214 LAMPS

MADE IN ITALY



DANILO/SANDRO

IP55

6,5W FILAMENT 2700K	H24.305.F1R
8,5W CCT SET	H24.305.V1K
11W CCT SET	H24.305.T1K

LED LAMP INCLUDED

NEW

DINO/SANDRO

IP55

6,5W FILAMENT 2700K	H24.306.F1R
8,5W CCT SET	H24.306.V1K
11W CCT SET	H24.306.T1K

LED LAMP INCLUDED

NEW

DINO NARDO/SANDRO 2L

IP55

6,5W FILAMENT 2700K	H24.306.D20.F1R
8,5W CCT SET	H24.306.D20.V1K
11W CCT SET	H24.306.D20.T1K

LED LAMP INCLUDED

NEW

DINO NARDO/SANDRO 3L

IP55

6,5W FILAMENT 2700K	H24.306.D30.F1R
8,5W CCT SET	H24.306.D30.V1K
11W CCT SET	H24.306.D30.T1K

LED LAMP INCLUDED

NEW



AVAILABLE COLORS

RESIN BODY			DIFFUSER	
BLACK (A)	GREY (L)	WHITE (W)	CLEAR (X)	OPAL (Y)

E27 CCT LED VERSION		E27 FILAMENT LED VERSION	
8,5W	11W	6,5W	6,5W
920 lm	1200 lm	800 lm	800 lm
100-240V	100-240V	100-240V	100-240V
50/60 Hz	50/60 Hz	50/60 Hz	50/60 Hz
2700K/4000K/6500K	2700K/4000K/6500K	2700K	2700K
60W INCANDESCENT	75W INCANDESCENT	60W INCANDESCENT	60W INCANDESCENT

EMILIO NARDO/SANDRO 2L

IP55

6,5W FILAMENT 2700K	H24.307.D20.F1R
8,5W CCT SET	H24.307.D20.V1K
11W CCT SET	H24.307.D20.T1K

LED LAMP INCLUDED

NEW

EMILIO NARDO/SANDRO 3L

IP55

6,5W FILAMENT 2700K	H24.307.D30.F1R
8,5W CCT SET	H24.307.D30.V1K
11W CCT SET	H24.307.D30.T1K

LED LAMP INCLUDED

NEW

10	HALF LANTERN
16	REVIVAL
46	GARDEN SMALL
62	GARDEN MEDIUM
82	GARDEN LARGE
98	BOLLARD
104	BOLLARD
132	DOWNLIGHT
140	UP&DOWN
152	FLOODLIGHT
162	IN-GROUND
168	BRICKLIGHT
178	BULKHEAD
196	POST
204	SOLAR MODERN
212	SOLAR CLASSIC
214	LAMPS

LUCA RANGE

LARGE SIZE



MADE IN ITALY

HIGH POWER LED VERSION

NEW ENTRY!

E27 HIGH POWER LED
INDOOR & OUTDOOR USE
 +80°C / -30°C
 90% HUMIDITY
 VOLTAGE SURGE RESISTANT
 15W (1690 lm)
 30W (3620 lm)
 50W (6550 lm)
 More details at page 218



H35.243.Q1K

NEW
 GREY COLOUR AVAILABLE



LARGE SIZE

LUCA RANGE

AVAILABLE COLORS

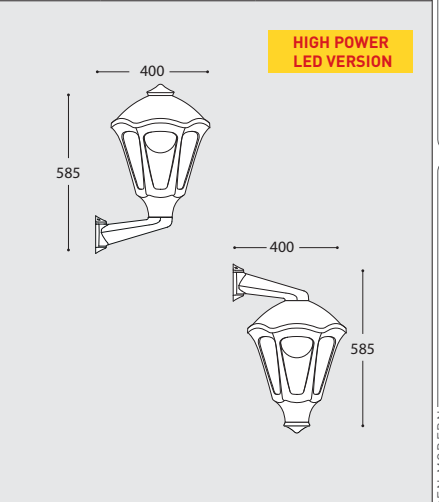
RESIN BODY			DIFFUSER	
BLACK (A)	GREY (L) NEW COLOUR	WHITE (W)	CLEAR (X)	OPAL (Y)

E27 HIGH POWER LED VERSION

15W	30W
1690 lm	3620 lm
100-240V 50/60 Hz	100-240V 50/60 Hz
4000K/3000K	4000K/3000K
= LUCA 100W INCANDESCENT	= LUCA 70W HQL-SON

IOLE/LUCA

15W LED	H35.243.R1K
30W LED	H35.243.Q1K



MAXIDISMA/LUCA

15W LED	H35.117.R1K
30W LED	H35.117.Q1K

SICAR/LUCA

15W LED	H35.126.R1K
30W LED	H35.126.Q1K




- 10 HALF LANTERN
- 16 REVIVAL
- 46 GARDEN SMALL
- 62 GARDEN MEDIUM
- 82 GARDEN LARGE
- 98 BOLLARD
- 104 BOLLARD
- 132 DOWNLIGHT
- 140 UP&DOWN
- 152 FLOODLIGHT
- 162 IN-GROUND
- 168 BRICKLIGHT
- 178 BULKHEAD
- 196 POST
- 204 SOLAR MODERN
- 212 SOLAR CLASSIC
- 214 LAMPS

LUCA RANGE

LARGE SIZE



E27 HIGH POWER LED VERSION					
LAMP	POWER	LUMINOUS FLUX UP TO	VOLTAGE RANGE	CCT SETTABLE	COMPARISON
	15W	1690 lm	100-240V 50/60 Hz	4000K/3000K	= LUCA 100W INCANDESCENT
	30W	3620 lm	100-240V 50/60 Hz	4000K/3000K	= LUCA 70W HID-SON



LARGE SIZE

LUCA RANGE

"METAL POST COVERED BY RESIN"

STEEL
RESIN
EXPANSE

ANTI RUST LIFETIME GUARANTEE
NO PAINTING REQUIRED

MADE IN ITALY

fumaTech
FUMAGALLI POLES TECHNOLOGY

ANTI CORROSION | UV-RAYS STABILIZED | NO MAINTENANCE REQUIRED | DOUBLE INSULATION | NOT AFFECTED BY CHEMICAL FERTILIZERS

DANILO/LUCA

15W LED	CCT SET	H35.305.R1K
30W LED	CCT SET	H35.305.Q1K

IP55 HIGH POWER LED VERSION

NEW Master box: 2pcs

DINO/LUCA

15W LED	CCT SET	H35.306.R1K
30W LED	CCT SET	H35.306.Q1K

IP55 HIGH POWER LED VERSION

NEW Master box: 2pcs

EMILIO/LUCA

15W LED	CCT SET	H35.307.R1K
30W LED	CCT SET	H35.307.Q1K

IP55 HIGH POWER LED VERSION

NEW Master box: 2pcs

VANNI 2500/LUCA

30W LED CCT SET H35.310.Q1K

IP55 HIGH POWER LED VERSION

NEW

VANNI 2500 IOLE/LUCA 2L

30W LED CCT SET H35.310.E20.Q1K

IP55 HIGH POWER LED VERSION

NEW

- 10 HALF LANTERN
- 16 REVIVAL
- 46 GARDEN SMALL
- 62 GARDEN MEDIUM
- 82 GARDEN LARGE
- 98 BOLLARD
- 104 BOLLARD
- 132 DOWNLIGHT
- 140 UP&DOWN
- 152 FLOODLIGHT
- 162 IN-GROUND
- 168 BRICKLIGHT
- 178 BULKHEAD
- 196 POST
- 204 SOLAR MODERN
- 212 SOLAR CLASSIC
- 214 LAMPS

ROBY RANGE

SMALL SIZE



MADE IN ITALY


NEW
GREY COLOUR AVAILABLE

6,5W 800 lm 2700 K	8,5W 920 lm 2700 K	11W 1200 lm 4000 K 6500 K
--------------------------	--------------------------	------------------------------------

More details at page 215



T20.240.E27



SMALL SIZE

ROBY RANGE

AVAILABLE COLORS		E27 CCT LED VERSION	E27 FILAMENT LED VERSION	E27 VERSION
RESIN BODY	DIFFUSER	8,5W 920 lm 100-240V 50/60 Hz 2700K/4000K/6500K	6,5W 800 lm 100-240V 50/60 Hz 2700K	
BLACK (A) NEW COLOUR GREY (L) WHITE (W)	CLEAR (X) OPAL (Y)	75W INCANDESCENT	60W INCANDESCENT	

NARDO/ROBY

6,5W FILAMENT 2700K	T20.240.F1R
8,5W CCT SET	T20.240.V1K
E27	T20.240.E27

SICAR/ROBY

6,5W FILAMENT 2700K	T20.125.F1R
8,5W CCT SET	T20.125.V1K
E27	T20.125.E27

IP55

260

275

Master box: 18pcs

IP55

200

700

Master box: 18pcs

DISMA/ROBY

6,5W FILAMENT 2700K	T20.114.F1R
8,5W CCT SET	T20.114.V1K
E27	T20.114.E27

GIAFFA/ROBY (resin)

6,5W FILAMENT 2700K	T20.242.F1R
8,5W CCT SET	T20.242.V1K
E27	T20.242.E27

IP55

200

290

120

Master box: 18pcs

IP55

200

945

140

- 10 HALF LANTERN
- 16 REVIVAL
- 46 GARDEN SMALL
- 62 GARDEN MEDIUM
- 82 GARDEN LARGE
- 98 BOLLARD
- 104 BOLLARD
- 132 DOWNLIGHT
- 140 UP&DOWN
- 152 FLOODLIGHT
- 162 IN-GROUND
- 168 BRICKLIGHT
- 178 BULKHEAD
- 196 POST
- 204 SOLAR MODERN
- 212 SOLAR CLASSIC
- 214 LAMPS

REVIVAL

DARIO RANGE

MEDIUM SIZE



MADE IN ITALY

NEW
GREY COLOUR AVAILABLE

6,5W 800 lm 2700 K	8,5W 920 lm 2700 K	11W 1200 lm 2700 K
4500K	4000K	2700K

More details at page 215



MEDIUM SIZE

DARIO RANGE

AVAILABLE COLORS		E27 CCT LED VERSION	E27 FILAMENT LED VERSION	E27 VERSION
RESIN BODY	DIFFUSER	8,5W 920 lm 100-240V 50/60 Hz 2700K/4000K/6500K	6,5W 800 lm 100-240V 50/60 Hz 2700K	
NEW COLOUR BLACK (A) GREY (L) WHITE (W)	CLEAR (X) OPAL (Y)	75W INCANDESCENT	60W INCANDESCENT	

NARDO/DARIO

6,5W FILAMENT 2700K	T24.240.F1R
8,5W CCT SET	T24.240.V1K
E27	T24.240.E27

IP55

NEW

Master box: 12pcs

SICAR/DARIO

6,5W FILAMENT 2700K	T24.125.F1R
8,5W CCT SET	T24.125.V1K
E27	T24.125.E27

IP55

NEW

Master box: 12pcs

MIDIDISMA/DARIO

6,5W FILAMENT 2700K	T24.116.F1R
8,5W CCT SET	T24.116.V1K
E27	T24.116.E27

IP55

NEW

Master box: 12pcs

GIAFFA/DARIO (resin)

6,5W FILAMENT 2700K	T24.242.F1R
8,5W CCT SET	T24.242.V1K
E27	T24.242.E27

IP55

NEW

Master box: 12pcs

- 10 HALF LANTERN
- 16 REVIVAL
- 46 GARDEN SMALL
- 62 GARDEN MEDIUM
- 82 GARDEN LARGE
- 98 BOLLARD
- 104 BOLLARD
- 132 DOWNLIGHT
- 140 UP&DOWN
- 152 FLOODLIGHT
- 162 IN-GROUND
- 168 BRICKLIGHT
- 178 BULKHEAD
- 196 POST
- 204 SOLAR MODERN
- 212 SOLAR CLASSIC
- 214 LAMPS

MADE IN ITALY



DANILO/DARIO

IP55

6,5W 2700K FILAMENT T24.305.F1R
8,5W CCT SET T24.305.V1K

LED LAMP INCLUDED

NEW

DINO/DARIO

IP55

6,5W 2700K FILAMENT T24.306.F1R
8,5W CCT SET T24.306.V1K

LED LAMP INCLUDED

NEW

DINO NARDO/DARIO 2L

IP55

6,5W 2700K FILAMENT T24.306.D20.F1R
8,5W CCT SET T24.306.D20.V1K

LED LAMP INCLUDED

NEW

DINO NARDO/DARIO 3L

IP55

6,5W 2700K FILAMENT T24.306.D30.F1R
8,5W CCT SET T24.306.D30.V1K

LED LAMP INCLUDED

NEW



AVAILABLE COLORS

RESIN BODY			DIFFUSER	
BLACK (A)	GREY (L)	WHITE (W)	CLEAR (X)	OPAL (Y)

NEW COLOUR

E27 CCT LED VERSION

8,5W
920 lm
100-240V
50/60 Hz
2700K/4000K/6500K
75W INCANDESCENT

E27 FILAMENT LED VERSION

6,5W
800 lm
100-240V
50/60 Hz
2700K
60W INCANDESCENT

EMILIO NARDO/DARIO 2L

6,5W 2700K FILAMENT T24.307.D20.F1R
8,5W CCT SET T24.307.D20.V1K

IP55

LED LAMP INCLUDED

NEW

EMILIO NARDO/DARIO 3L

6,5W 2700K FILAMENT T24.307.D30.F1R
8,5W CCT SET T24.307.D30.V1K

IP55

LED LAMP INCLUDED

NEW

10	HALF LANTERN
16	REVIVAL
46	GARDEN SMALL
62	GARDEN MEDIUM
82	GARDEN LARGE
98	BOLLARD
104	BOLLARD
132	DOWNLIGHT
140	UP&DOWN
152	FLOODLIGHT
162	IN-GROUND
168	BRICKLIGHT
178	BULKHEAD
196	POST
204	SOLAR MODERN
212	SOLAR CLASSIC
214	LAMPS

REVIVAL

SERGIO RANGE

LARGE SIZE



MADE IN ITALY

HIGH POWER LED VERSION



T33.117.Q1K

E27 HIGH POWER LED

INDOOR & OUTDOOR USE

+80°C
-30°C
90% HUMIDITY
VOLTAGE SURGE RESISTANT

15W (1690 lm)
30W (3620 lm)
50W (6550 lm)

More details at page 218



LARGE SIZE SERGIO RANGE

AVAILABLE COLORS

RESIN BODY			DIFFUSER	
BLACK (A)	GREY (L)	WHITE (W)	CLEAR (X)	OPAL (Y)

E27 HIGH POWER LED VERSION

15W	30W
1690 lm	3620 lm
100-240V 50/60 Hz	100-240V 50/60 Hz
4000K/3000K	4000K/3000K
= SERGIO 100W INCANDESCENT	= SERGIO 70W HQL-SON

IOLE/SERGIO

15W LED	T33.243.R1K
30W LED	T33.243.Q1K

HIGH POWER LED VERSION

Technical drawing dimensions: 390 (width), 585 (height)

NEW

MAXIDISMA/SERGIO

15W LED	T33.117.R1K
30W LED	T33.117.Q1K

HIGH POWER LED VERSION

Technical drawing dimensions: 330 (width), 590 (height), 160 (base diameter)

NEW

SICAR/SERGIO

15W LED	T33.126.R1K
30W LED	T33.126.Q1K

HIGH POWER LED VERSION

Technical drawing dimensions: 330 (width), 700 (height)

NEW


- 10 HALF LANTERN
- 16 REVIVAL
- 46 GARDEN SMALL
- 62 GARDEN MEDIUM
- 82 GARDEN LARGE
- 98 BOLLARD
- 104 BOLLARD
- 132 DOWNLIGHT
- 140 UP&DOWN
- 152 FLOODLIGHT
- 162 IN-GROUND
- 168 BRICKLIGHT
- 178 BULKHEAD
- 196 POST
- 204 SOLAR MODERN
- 212 SOLAR CLASSIC
- 214 LAMPS

SERGIO RANGE

LARGE SIZE



E27 HIGH POWER LED VERSION					
LAMP	POWER	LUMINOUS FLUX UP TO	VOLTAGE RANGE	CCT SETTABLE	COMPARISON
	15W	1690 lm	100-240V 50/60 Hz	4000K/3000K	= SERGIO = 100W INCANDESCENT
	30W	3620 lm	100-240V 50/60 Hz	4000K/3000K	= SERGIO = 70W HID-SOD



LARGE SIZE

SERGIO RANGE

"METAL POST COVERED BY RESIN"

STEEL
RESIN
EXPANSE

ANTI RUST
LIFETIME GUARANTEE
NO PAINTING REQUIRED

fumaTech
FUMAGALLI POLES TECHNOLOGY

MADE IN ITALY

ANTI CORROSION | UV-RAYS STABILIZED | NO MAINTENANCE | DOUBLE INSULATION | NOT AFFECTED BY CHEMICAL FERTILIZES

DANILO/SERGIO

15W LED	CCT SET	T33.305.R1K
30W LED	CCT SET	T33.305.Q1K

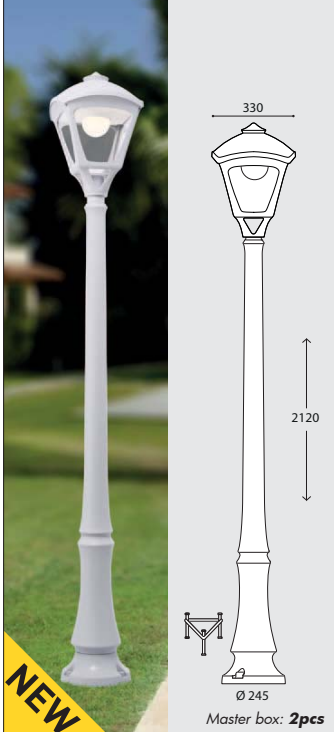
IP55 HIGH POWER LED VERSION



DINO/SERGIO

15W LED	CCT SET	T33.306.R1K
30W LED	CCT SET	T33.306.Q1K

IP55 HIGH POWER LED VERSION



EMILIO/SERGIO

15W LED	CCT SET	T33.307.R1K
30W LED	CCT SET	T33.307.Q1K

IP55 HIGH POWER LED VERSION



VANNI 2500/SERGIO

30W LED	CCT SET	T33.310.Q1K
---------	---------	-------------

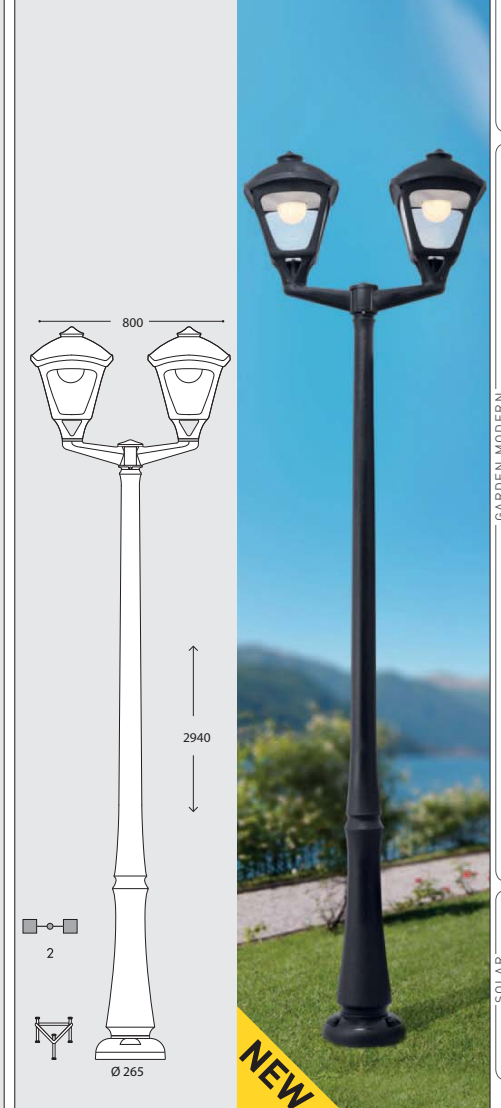
IP55 HIGH POWER LED VERSION



VANNI 2500 IOLE/SERGIO 2L

30W LED	CCT SET	T33.310.E20.Q1K
---------	---------	-----------------

IP55 HIGH POWER LED VERSION



- 10 HALF LANTERN
- 16 REVIVAL
- 46 GARDEN SMALL
- 62 GARDEN MEDIUM
- 82 GARDEN LARGE
- 98 BOLLARD
- 104 BOLLARD
- 132 DOWNLIGHT
- 140 UP&DOWN
- 152 FLOODLIGHT
- 162 IN-GROUND
- 168 BRICKLIGHT
- 178 BULKHEAD
- 196 POST
- 204 SOLAR MODERN
- 212 SOLAR CLASSIC
- 214 LAMPS

REVIVAL

GLOBE 250 RANGE MODERN



MADE IN ITALY



G26.240.E27

NEW
GREY COLOUR
AVAILABLE

CCT SET		
6,5W 800 lm 2700 K	8,5W 920 lm 2700 K	11W 1200 lm 4000 K 6500 K

More details at page 215



SMALL SIZE

GLOBE 250 MODERN

AVAILABLE COLORS			E27 CCT LED VERSION		E27 FILAMENT LED VERSION		E27 VERSION	
RESIN BODY NEW COLOUR BLACK (A) GREY (L) WHITE (W)			DIFFUSER CLEAR (X) OPAL (V) SMOKED (Z)		8,5W 920 lm 100-240V 50/60 Hz 2700K/4000K/6500K = 75W INCANDESCENT		6,5W 800 lm 100-240V 50/60 Hz 2700K = 60W INCANDESCENT	

NARDO/G250

IP55	6,5W 2700K FILAMENT	G26.240.F1R
	8,5W CCT SET	G26.240.V1K
E27		G26.240.E27

Master box: 36pcs

DISMA/G250		SICAR/G250	
6,5W 2700K FILAMENT	G26.114.F1R	6,5W 2700K FILAMENT	G26.125.F1R
8,5W CCT SET	G26.114.V1K	8,5W CCT SET	G26.125.V1K
E27	G26.114.E27	E27	G26.125.E27

Master box: 36pcs

Master box: 36pcs

- 10 HALF LANTERN
- 16 REVIVAL
- 46 GARDEN SMALL
- 62 GARDEN MEDIUM
- 82 GARDEN LARGE
- 98 BOLLARD
- 104 BOLLARD
- 132 DOWNLIGHT
- 140 UP&DOWN
- 152 FLOODLIGHT
- 162 IN-GROUND
- 168 BRICKLIGHT
- 178 BULKHEAD
- 196 POST
- 204 SOLAR MODERN
- 212 SOLAR CLASSIC
- 214 LAMPS

GLOBE 250 MODERN SMALL SIZE



AVAILABLE COLORS

RESIN BODY

NEW COLOUR

BLACK (A) GREY (L) WHITE (W)

DIFFUSER

CLEAR (X) OPAL (Y) SMOKED (Z)

E27 CCT LED VERSION

8,5W
920 lm
100-240V
50/60 Hz
2700K/4000K/6500K

CCI SET 75W INCANDESCENT

E27 FILAMENT LED VERSION

6,5W
800 lm
100-240V
50/60 Hz
2700K

CCI SET 60W INCANDESCENT

GIAFFA/G250 (resin)

IP55

6,5W 2700K FILAMENT G26.242.F1R
8,5W CCI SET G26.242.V1K

LED LAMP INCLUDED

Master box: 2pcs

DANILO/G250

IP55

6,5W 2700K FILAMENT G26.305.F1R
8,5W CCI SET G26.305.V1K

LED LAMP INCLUDED

Master box: 2pcs

DINO/G250

IP55

6,5W 2700K FILAMENT G26.306.F1R
8,5W CCI SET G26.306.V1K

LED LAMP INCLUDED

Master box: 2pcs



SMALL SIZE GLOBE 250 MODERN

"METAL POST COVERED BY RESIN"

STEEL
RESIN
EXPANSE

ANTI RUST LIFETIME GUARANTEE NO PAINTING REQUIRED

MADE IN ITALY

ANTI CORROSION UV-RAYS STABILIZED NO MAINTENANCE DOUBLE INSULATION NOT AFFECTED BY CHEMICAL FERTILIZERS

DINO NARDO/G250 2L

IP55

6,5W 2700K FILAMENT G26.306.D20.F1R
8,5W CCI SET G26.306.D20.V1K

LED LAMP INCLUDED

Master box: 2pcs

DINO NARDO/G250 3L

IP55

6,5W 2700K FILAMENT G26.306.D30.F1R
8,5W CCI SET G26.306.D30.V1K

LED LAMP INCLUDED

Master box: 2pcs

10 HALF LANTERN

16 REVIVAL

46 GARDEN SMALL

62 GARDEN MEDIUM

82 GARDEN LARGE

98 BOLLARD

104 BOLLARD

132 DOWNLIGHT

140 UP&DOWN

152 FLOODLIGHT

162 IN-GROUND

168 BRICKLIGHT

178 BULKHEAD

196 POST

204 SOLAR MODERN

212 SOLAR CLASSIC

214 LAMPS

GARDEN CLASSIC

GARDEN MODERN

SOLAR

REVIVAL

GLOBE 300 RANGE MODERN



MADE IN ITALY

CCT SET		
6,5W 800 lm 2700 K	8,5W 920 lm 2700 K	11W 1200 lm 4000 K / 6500 K

More details at page 215



NEW
GREY COLOUR
AVAILABLE

G31.116.E27



MEDIUM SIZE

GLOBE 300 MODERN

AVAILABLE COLORS			E27 CCT LED VERSION	E27 FILAMENT LED VERSION	E27 VERSION
RESIN BODY BLACK (A) NEW COLOUR GREY (L) WHITE (W)			 11W 1200 lm 100-240V 50/60 Hz 2700K/4000K/6500K CCT SET = 75W INCANDESCENT	 6,5W 800 lm 100-240V 50/60 Hz 2700K = 60W INCANDESCENT	
DIFFUSER CLEAR (X) OPAL (Y) SMOCKED (Z)					

NARDO/G300

IP55	6,5W FILAMENT 2700K	G31.240.F1R
	11W CCT SET	G31.240.T1K
	E27	G31.240.E27

Master box: 24pcs

MIDIDISMA/G300			SICAR/G300		
6,5W FILAMENT 2700K	G31.116.F1R		6,5W FILAMENT 2700K	G31.125.F1R	
11W CCT SET	G31.116.T1K		11W CCT SET	G31.125.T1K	
E27	G31.116.E27		E27	G31.125.E27	

Master box: 24pcs

Master box: 24pcs

10	HALF LANTERN
16	REVIVAL
46	GARDEN SMALL
62	GARDEN MEDIUM
82	GARDEN LARGE
98	BOLLARD
104	BOLLARD
132	DOWNLIGHT
140	UP&DOWN
152	FLOODLIGHT
162	IN-GROUND
168	BRICKLIGHT
178	BULKHEAD
196	POST
204	SOLAR MODERN
212	SOLAR CLASSIC
214	LAMPS

GLOBE 300 MODERN

MEDIUM SIZE



AVAILABLE COLORS

RESIN BODY			DIFFUSER		
BLACK (A)	GREY (L)	WHITE (W)	CLEAR (X)	OPAL (Y)	SMOKED (Z)

E27 CCT LED VERSION

	8,5W
	920 lm
	100-240V
	50/60 Hz
	2700K/4000K/6500K
	75W
	INCANDESCENT

E27 FILAMENT LED VERSION

	6,5W
	800 lm
	100-240V
	50/60 Hz
	2700K
	60W
	INCANDESCENT

GIAFFA/G300 (resin)

	6,5W 2700K FILAMENT	G31.242.F1R
	11W CCT SET	G31.242.T1K

Master box: **2pcs**

DANILO/G300

	6,5W 2700K FILAMENT	G31.305.F1R
	11W CCT SET	G31.305.T1K

Master box: **2pcs**

DINO/G300

	6,5W 2700K FILAMENT	G31.306.F1R
	11W CCT SET	G31.306.T1K

Master box: **2pcs**

EMILIO/G300

	6,5W 2700K FILAMENT	G31.307.F1R
	11W CCT SET	G31.307.T1K

Master box: **2pcs**



MEDIUM SIZE

GLOBE 300 MODERN

"METAL POST COVERED BY RESIN"

fumaTech FUMAGALLI POLES TECHNOLOGY

ANTI RUST LIFETIME GUARANTEE NO PAINTING REQUIRED

MADE IN ITALY

ANTI CORROSION | UV-RAYS STABILIZED | NO MAINTENANCE | DOUBLE INSULATION | NOT AFFECTED BY CHEMICAL FERTILIZERS

EMILIO NARDO/G300 2L

	6,5W 2700K FILAMENT	G31.307.D20.F1R
	11W CCT SET	G31.307.D20.T1K

Master box: **2pcs**

EMILIO NARDO/G300 3L

	6,5W 2700K FILAMENT	G31.307.D30.F1R
	11W CCT SET	G31.307.D30.T1K

Master box: **2pcs**

- 10 HALF LANTERN
- 16 REVIVAL
- 46 GARDEN SMALL
- 62 GARDEN MEDIUM
- 82 GARDEN LARGE
- 98 BOLLARD
- 104 BOLLARD
- 132 DOWNLIGHT
- 140 UP&DOWN
- 152 FLOODLIGHT
- 162 IN-GROUND
- 168 BRICKLIGHT
- 178 BULKHEAD
- 196 POST
- 204 SOLAR MODERN
- 212 SOLAR CLASSIC
- 214 LAMPS

ANNA RANGE

SMALL SIZE



MADE IN ITALY



E22.110.V1K

6,5W 800 lm 2700 K	8,5W 920 lm 2700 K	11W 1200 lm 4000 K / 6500 K

More details at page 215



AVAILABLE COLORS		E27 CCT LED VERSION	E27 FILAMENT LED VERSION	E27 VERSION
RESIN BODY	DIFFUSER			
BLACK (A)	WHITE (W)	8,5W 920 lm 100-240V 50/60 Hz 2700K/4000K/6500K	6,5W 800 lm 100-240V 50/60 Hz 2700K	60W INCANDESCENT
CLEAR (X)	OPAL (Y)	60W INCANDESCENT	60W INCANDESCENT	

BISSO/ANNA	
6,5W FILAMENT 2700K	E22.131.F1R
8,5W CCT SET	E22.131.V1K
E27	E22.131.E27

SICHEM/ANNA	
6,5W FILAMENT 2700K	E22.120.F1R
8,5W CCT SET	E22.120.V1K
E27	E22.120.E27

IP55

Master box: 18pcs

IP55

Master box: 18pcs

MIKROLOT/ANNA	
6,5W FILAMENT 2700K	E22.110.F1R
8,5W CCT SET	E22.110.V1K
E27	E22.110.E27

MIZAR/ANNA (resin)	
6,5W FILAMENT 2700K	E22.151.F1R
8,5W CCT SET	E22.151.V1K
E27	E22.151.E27

IP55

Master box: 18pcs

IP55

10	HALF LANTERN
16	REVIVAL
46	GARDEN SMALL
62	GARDEN MEDIUM
82	GARDEN LARGE
98	BOLLARD
104	BOLLARD
132	DOWNLIGHT
140	UP&DOWN
152	FLOODLIGHT
162	IN-GROUND
168	BRICKLIGHT
178	BULKHEAD
196	POST
204	SOLAR MODERN
212	SOLAR CLASSIC
214	LAMPS

ANNA RANGE

SMALL SIZE



AVAILABLE COLORS

RESIN BODY		DIFFUSER	
BLACK (A)	WHITE (W)	CLEAR (X)	OPAL (Y)

E27 CCT LED VERSION

8,5W
920 lm
100-240V
50/60 Hz
2700K/4000K/6500K

CCT SET = **60W** INCANDESCENT

E27 FILAMENT LED VERSION

6,5W
800 lm
100-240V
50/60 Hz
2700K

= **60W** INCANDESCENT

ALOE' R/ANNA (resin)

6,5W FILAMENT	2700K	E22.163.F1R
8,5W CCT SET		E22.163.V1K

IP55

LED LAMP INCLUDED

220
1400
Ø190

ARTU' /ANNA

6,5W FILAMENT	2700K	E22.158.F1R
8,5W CCT SET		E22.158.V1K

IP55

LED LAMP INCLUDED

220
1820
Ø245



SMALL SIZE

ANNA RANGE

"METAL POST COVERED BY RESIN"

STEEL
RESIN
EXPANSE

fumaTech
FUMAGALLI POLES TECHNOLOGY

ANTI RUST
LIFETIME GUARANTEE
NO PAINTING REQUIRED

MADE IN ITALY

ANTI CORROSION
UV-RAYS STABILIZED
NO MAINTENANCE
DOUBLE INSULATION
NOT AFFECTED BY CHEMICAL FERTILIZERS

GIGI BISSO/ANNA 2L

6,5W FILAMENT	2700K	E22.156.S20.F1R
8,5W CCT SET		E22.156.S20.V1K

IP55

LED LAMP INCLUDED

610
2090
Ø245

GIGI BISSO/ANNA 3L

6,5W FILAMENT	2700K	E22.156.S30.F1R
8,5W CCT SET		E22.156.S30.V1K

IP55

LED LAMP INCLUDED

560
2090
Ø245

10	HALF LANTERN
16	REVIVAL
46	GARDEN SMALL
62	GARDEN MEDIUM
82	GARDEN LARGE
98	BOLLARD
104	BOLLARD
132	DOWNLIGHT
140	UP&DOWN
152	FLOODLIGHT
162	IN-GROUND
168	BRICKLIGHT
178	BULKHEAD
196	POST
204	SOLAR MODERN
212	SOLAR CLASSIC
214	LAMPS

SABA RANGE

SMALL SIZE



MADE IN ITALY



K22.131.F1R

AVAILABLE COLORS		
RESIN BODY	DIFFUSER	
BLACK (A)	WHITE (W)	CLEAR (X)
		OPAL (Y)

E27 CCT LED VERSION		
6,5W	8,5W	11W
800 lm	920 lm	1200 lm
2700 K	2700 K	4000 K
		6500 K

More details at page 215



AVAILABLE COLORS				E27 CCT LED VERSION	E27 FILAMENT LED VERSION	E27 VERSION
BLACK (A)	WHITE (W)	CLEAR (X)	OPAL (Y)	8,5W	6,5W	
				920 lm	800 lm	
				100-240V	100-240V	
				50/60 Hz	50/60 Hz	
				2700K/4000K/6500K	2700K	
				60W INCANDESCENT	60W INCANDESCENT	

BISSO/SABA	
6,5W FILAMENT 2700K	K22.131.F1R
8,5W CCT SET	K22.131.V1K
E27	K22.131.E27

SICHEM/SABA	
6,5W FILAMENT 2700K	K22.120.F1R
8,5W CCT SET	K22.120.V1K
E27	K22.120.E27

IP55

275
460

275
460

Master box: 18pcs

IP55

220
810

220
810

Master box: 18pcs

MIKROLOT/SABA	
6,5W FILAMENT 2700K	K22.110.F1R
8,5W CCT SET	K22.110.V1K
E27	K22.110.E27

MIZAR/SABA (resin)	
6,5W FILAMENT 2700K	K22.151.F1R
8,5W CCT SET	K22.151.V1K
E27	K22.151.E27

IP55

220
400
Ø130

220
400
Ø130

Master box: 18pcs

IP55

220
1110
Ø150

220
1110
Ø150

10	HALF LANTERN
16	REVIVAL
46	GARDEN SMALL
62	GARDEN MEDIUM
82	GARDEN LARGE
98	BOLLARD
104	BOLLARD
132	DOWNLIGHT
140	UP&DOWN
152	FLOODLIGHT
162	IN-GROUND
168	BRICKLIGHT
178	BULKHEAD
196	POST
204	SOLAR MODERN
212	SOLAR CLASSIC
214	LAMPS

SABA RANGE

SMALL SIZE



AVAILABLE COLORS

RESIN BODY		DIFFUSER	
BLACK (A)	WHITE (W)	CLEAR (X)	OPAL (Y)

E27 CCT LED VERSION

8,5W
920 lm
100-240V
50/60 Hz
2700K/4000K/6500K

CCT SET
= **60W** INCANDESCENT

E27 FILAMENT LED VERSION

6,5W
800 lm
100-240V
50/60 Hz
2700K

60W INCANDESCENT

ALOË' R/SABA (resin)

IP55

6,5W 2700K K22.163.F1R
FILAMENT

8,5W **CCT SET** K22.163.V1K

LED LAMP INCLUDED

Ø190

ARTU' /SABA

IP55

6,5W 2700K K22.158.F1R
FILAMENT

8,5W **CCT SET** K22.158.V1K

LED LAMP INCLUDED

Ø245



SMALL SIZE

SABA RANGE

"METAL POST COVERED BY RESIN"

STEEL
RESIN
EXPANSE

fumaTech
FUMAGALLI POLES TECHNOLOGY

ANTI RUST
LIFETIME GUARANTEE
NO PAINTING REQUIRED

MADE IN ITALY

ANTI CORROSION
UV-RAYS STABILIZED
NO MAINTENANCE
DOUBLE INSULATION
NOT AFFECTED BY CHEMICAL FERTILIZES

GIGI BISSO/SABA 2L

IP55

6,5W 2700K K22.156.S20.F1R
FILAMENT

8,5W **CCT SET** K22.156.S20.V1K

LED LAMP INCLUDED

Ø245

GIGI BISSO/SABA 3L

IP55

6,5W 2700K K22.156.S30.F1R
FILAMENT

8,5W **CCT SET** K22.156.S30.V1K

LED LAMP INCLUDED

Ø245

10	HALF LANTERN
16	REVIVAL
46	GARDEN SMALL
62	GARDEN MEDIUM
82	GARDEN LARGE
98	BOLLARD
104	BOLLARD
132	DOWNLIGHT
140	UP&DOWN
152	FLOODLIGHT
162	IN-GROUND
168	BRICKLIGHT
178	BULKHEAD
196	POST
204	SOLAR MODERN
212	SOLAR CLASSIC
214	LAMPS

MARY RANGE

SMALL SIZE



MADE IN ITALY

6,5W	8,5W	11W
800 lm	920 lm	1200 lm
2700 K	2700 K	4000 K
		6500 K

More details at page 215



Q18.110.F1R



SMALL SIZE

MARY RANGE

AVAILABLE COLORS		E27 CCT LED VERSION	E27 FILAMENT LED VERSION	E27 VERSION
RESIN BODY	DIFFUSER	8,5W 920 lm 100-240V 50/60 Hz 2700K/4000K/6500K	6,5W 800 lm 100-240V 50/60 Hz 2700K	
BLACK (A)	WHITE (W)			
CLEAR (X)	OPAL (Y)			

BISSO/MARY	
6,5W FLAMENT 2700K	Q18.131.F1R
8,5W CCT SET	Q18.131.V1K
E27	Q18.131.E27

SICHEM/MARY	
6,5W FLAMENT 2700K	Q18.120.F1R
8,5W CCT SET	Q18.120.V1K
E27	Q18.120.E27

Master box: 18pcs

Master box: 18pcs

MIKROLOT/MARY	
6,5W FLAMENT 2700K	Q18.110.F1R
8,5W CCT SET	Q18.110.V1K
E27	Q18.110.E27

MIZAR/MARY (resin)	
6,5W FLAMENT 2700K	Q18.151.F1R
8,5W CCT SET	Q18.151.V1K
E27	Q18.151.E27

Master box: 18pcs

Master box: 18pcs

- 10 HALF LANTERN
- 16 REVIVAL
- 46 GARDEN SMALL
- 62 GARDEN MEDIUM
- 82 GARDEN LARGE
- 98 BOLLARD
- 104 BOLLARD
- 132 DOWNLIGHT
- 140 UP&DOWN
- 152 FLOODLIGHT
- 162 IN-GROUND
- 168 BRICKLIGHT
- 178 BULKHEAD
- 196 POST
- 204 SOLAR MODERN
- 212 SOLAR CLASSIC
- 214 LAMPS

MARY RANGE

SMALL SIZE



AVAILABLE COLORS

RESIN BODY		DIFFUSER	
BLACK (A)	WHITE (W)	CLEAR (X)	OPAL (Y)

E27 CCT LED VERSION

8,5W
920 lm
100-240V
50/60 Hz
2700K/4000K/6500K

CCT SET = **60W** INCANDESCENT

E27 FILAMENT LED VERSION

6,5W
800 lm
100-240V
50/60 Hz
2700K

CCT SET = **60W** INCANDESCENT

ARTU'BISSO/MARY 2L

6,5W FILAMENT **2700K** Q18.158.S20.F1R
8,5W **CCT SET** Q18.158.S20.V1K

IP65 **LED LAMP INCLUDED**

ARTU'BISSO/MARY 3L

6,5W FILAMENT **2700K** Q18.158.S30.F1R
8,5W **CCT SET** Q18.158.S30.V1K

IP65 **LED LAMP INCLUDED**



SMALL SIZE

MARY RANGE

"METAL POST COVERED BY RESIN"

STEEL
RESIN
EXPANSE

fumaTech FUMAGALLI POLES TECHNOLOGY

ANTI RUST
LIFETIME GUARANTEE
NO PAINTING REQUIRED

MADE IN ITALY

ANTI CORROSION
UV-RAYS STABILIZED
NO MAINTENANCE
DOUBLE INSULATION
NOT AFFECTED BY CHEMICAL FERTILIZERS

GIGI BISSO/MARY 2L

6,5W FILAMENT **2700K** Q18.156.S20.F1R
8,5W **CCT SET** Q18.156.S20.V1K

IP65 **LED LAMP INCLUDED**

GIGI BISSO/MARY 3L

6,5W FILAMENT **2700K** Q18.156.S30.F1R
8,5W **CCT SET** Q18.156.S30.V1K

IP65 **LED LAMP INCLUDED**

- 10 HALF LANTERN
- 16 REVIVAL
- 46 GARDEN SMALL
- 62 GARDEN MEDIUM
- 82 GARDEN LARGE
- 98 BOLLARD
- 104 BOLLARD
- 132 DOWNLIGHT
- 140 UP&DOWN
- 152 FLOODLIGHT
- 162 IN-GROUND
- 168 BRICKLIGHT
- 178 BULKHEAD
- 196 POST
- 204 SOLAR MODERN
- 212 SOLAR CLASSIC
- 214 LAMPS

GLOBE 250 CLASSIC

SMALL SIZE



MADE IN ITALY

CCT SET	
6,5W 800 lm 2700 K	8,5W 920 lm 2700 K
11W 1200 lm 4000 K	11W 1200 lm 6500 K

More details at page 215



G25.131.F1R



SMALL SIZE GLOBE 250 CLASSIC

AVAILABLE COLORS		E27 CCT LED VERSION	E27 FILAMENT LED VERSION	E27 VERSION
RESIN BODY 		 8,5W 920 lm 100-240V 50/60 Hz 2700K/4000K/6500K CCT SET 60W INCANDESCENT	 6,5W 800 lm 100-240V 50/60 Hz 2700K 60W INCANDESCENT	

BISSO/G250

IP55	6,5W 2700K FILAMENT	G25.131.F1R
	8,5W CCT SET	G25.131.V1K
	E27	G25.131.E27

Master box: 36pcs

MIKROLOT/G250		SICHEM/G250	
6,5W 2700K FILAMENT	G25.110.F1R	6,5W 2700K FILAMENT	G25.120.F1R
8,5W CCT SET	G25.110.V1K	8,5W CCT SET	G25.120.V1K
E27	G25.110.E27	E27	G25.120.E27

Master box: 36pcs

Master box: 36pcs

10	HALF LANTERN
16	REVIVAL
46	GARDEN SMALL
62	GARDEN MEDIUM
82	GARDEN LARGE
98	BOLLARD
104	BOLLARD
132	DOWNLIGHT
140	UP&DOWN
152	FLOODLIGHT
162	IN-GROUND
168	BRICKLIGHT
178	BULKHEAD
196	POST
204	SOLAR MODERN
212	SOLAR CLASSIC
214	LAMPS

GLOBE 250 CLASSIC SMALL SIZE



AVAILABLE COLORS

RESIN BODY		DIFFUSER		
BLACK (A)	WHITE (W)	CLEAR (X)	OPAL (Y)	SMOKED (Z)

E27 CCT LED VERSION



8,5W
920 lm
100-240V
50/60 Hz
2700K/4000K/6500K
60W INCANDESCENT

E27 FILAMENT LED VERSION

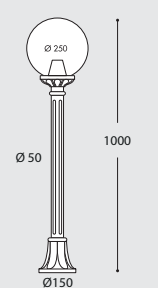


6,5W
800 lm
100-240V
50/60 Hz
2700K
60W INCANDESCENT



MIZAR/G250 (resin)

6,5W FILAMENT	2700K	G25.151.F1R
8,5W CCT SET		G25.151.V1K

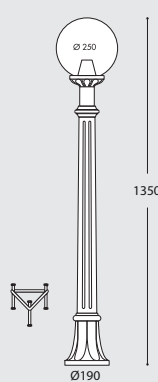


Master box: **2pcs**



ALOE'.R/G250 (resin)

6,5W FILAMENT	2700K	G25.163.F1R
8,5W CCT SET		G25.163.V1K

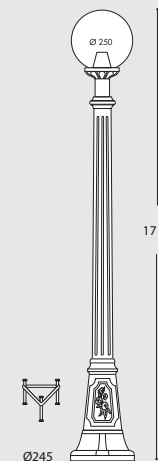


Master box: **2pcs**



ARTU'/G250

6,5W FILAMENT	2700K	G25.158.F1R
8,5W CCT SET		G25.158.V1K



Master box: **2pcs**



SMALL SIZE GLOBE 250 CLASSIC

"METAL POST COVERED BY RESIN"



fumaTech FUMAGALLI POLES TECHNOLOGY


ANTI RUST LIFETIME GUARANTEE NO PAINTING REQUIRED

MADE IN ITALY

ANTI CORROSION **UV-RAYS STABILIZED** **NO MAINTENANCE** **DOUBLE INSULATION** **NOT AFFECTED BY CHEMICAL FERTILIZERS**

GIGI BISSO/G250 2L


6,5W FILAMENT	2700K	G25.156.S20.F1R
8,5W CCT SET		G25.156.S20.V1K



Master box: **2pcs**

GIGI BISSO/G250 3L

6,5W FILAMENT	2700K	G25.156.S30.F1R
8,5W CCT SET		G25.156.S30.V1K



Master box: **2pcs**

10	HALF LANTERN
16	REVIVAL
46	GARDEN SMALL
62	GARDEN MEDIUM
82	GARDEN LARGE
98	BOLLARD
104	BOLLARD
132	DOWNLIGHT
140	UP&DOWN
152	FLOODLIGHT
162	IN-GROUND
168	BRICKLIGHT
178	BULKHEAD
196	POST
204	SOLAR MODERN
212	SOLAR CLASSIC
214	LAMPS

RUT RANGE

MEDIUM SIZE



MADE IN ITALY



E26.157.S30.F1R

6,5W 800 lm 2700 K	8,5W 920 lm 2700 K	11W 1200 lm 2700 K
CCT SET		
More details at page 215		



AVAILABLE COLORS				E27 CCT LED VERSION	E27 FILAMENT LED VERSION	E27 VERSION
RESIN BODY		DIFFUSER				
				11W 1200 lm 100-240V 50/60 Hz 2700K/4000K/6500K CCT SET = 75W INCANDESCENT	6,5W 800 lm 100-240V 50/60 Hz 2700K = 60W INCANDESCENT	

BISSO/RUT	
6,5W FILAMENT 2700K	E26.131.F1R
11W CCT SET	E26.131.T1K
E27	E26.131.E27

IP55

Master box: 12pcs

SICHEM/RUT	
6,5W FILAMENT 2700K	E26.120.F1R
11W CCT SET	E26.120.T1K
E27	E26.120.E27

IP55

Master box: 12pcs

MINILOT/RUT	
6,5W FILAMENT 2700K	E26.111.F1R
11W CCT SET	E26.111.T1K
E27	E26.111.E27

IP55

Master box: 12pcs

MIZAR/RUT (resin)	
6,5W FILAMENT 2700K	E26.151.F1R
11W CCT SET	E26.151.T1K
E27	E26.151.E27

IP55

- 10 HALF LANTERN
- 16 REVIVAL
- 46 GARDEN SMALL
- 62 GARDEN MEDIUM
- 82 GARDEN LARGE
- 98 BOLLARD
- 104 BOLLARD
- 132 DOWNLIGHT
- 140 UP&DOWN
- 152 FLOODLIGHT
- 162 IN-GROUND
- 168 BRICKLIGHT
- 178 BULKHEAD
- 196 POST
- 204 SOLAR MODERN
- 212 SOLAR CLASSIC
- 214 LAMPS

RUT RANGE

MEDIUM SIZE



AVAILABLE COLORS

RESIN BODY		DIFFUSER	
BLACK (A)	WHITE (W)	CLEAR (X)	OPAL (Y)

E27 CCT LED VERSION

8,5W	11W
920 lm	1200 lm
100-240V 50/60 Hz	100-240V 50/60 Hz
2700K/4000K/6500K	2700K/4000K/6500K
60W INCANDESCENT	75W INCANDESCENT

E27 FILAMENT LED VERSION

6,5W	6,5W
800 lm	800 lm
100-240V 50/60 Hz	100-240V 50/60 Hz
2700K	2700K
60W INCANDESCENT	60W INCANDESCENT

ALOE'.R/RUT (resin)

6,5W FILAMENT 2700K E26.163.F1R
8,5W E26.163.V1K
11W E26.163.T1K



LED LAMP INCLUDED



Dimensions: 260 (width), 1500 (height), Ø190 (base diameter)

ARTU'.R/RUT

6,5W FILAMENT 2700K E26.158.F1R
8,5W E26.158.V1K
11W E26.158.T1K



LED LAMP INCLUDED



Dimensions: 1920 (height), Ø245 (base diameter)

GIGI'/RUT

6,5W FILAMENT 2700K E26.156.F1R
8,5W E26.156.V1K
11W E26.156.T1K



LED LAMP INCLUDED



Dimensions: 260 (width), 2130 (height), Ø245 (base diameter)

RICU/RUT

6,5W FILAMENT 2700K E26.157.F1R
8,5W E26.157.V1K
11W E26.157.T1K



LED LAMP INCLUDED



Dimensions: 2410 (height), Ø245 (base diameter)



MEDIUM SIZE

RUT RANGE

"METAL POST COVERED BY RESIN"



Labels: STEEL, RESIN, EXPANSE

fumaTech FUMAGALLI POLES TECHNOLOGY

ANTI RUST LIFETIME GUARANTEE NO PAINTING REQUIRED

MADE IN ITALY

ANTI CORROSION, UV-RAYS STABILIZED, NO MAINTENANCE, DOUBLE INSULATION, NOT AFFECTED BY CHEMICAL FERTILIZERS

RICU BISSO/RUT 2L

6,5W FILAMENT 2700K E26.157.S20.F1R
8,5W E26.157.S20.V1K
11W E26.157.S20.T1K



LED LAMP INCLUDED



Dimensions: 690 (width), 2500 (height), Ø245 (base diameter)

RICU BISSO/RUT 3L

6,5W FILAMENT 2700K E26.157.S30.F1R
8,5W E26.157.S30.V1K
11W E26.157.S30.T1K



LED LAMP INCLUDED



Dimensions: 640 (width), 2500 (height), Ø245 (base diameter)

10	HALF LANTERN
16	REVIVAL
46	GARDEN SMALL
62	GARDEN MEDIUM
82	GARDEN LARGE
98	BOLLARD
104	BOLLARD
132	DOWNLIGHT
140	UP&DOWN
152	FLOODLIGHT
162	IN-GROUND
168	BRICKLIGHT
178	BULKHEAD
196	POST
204	SOLAR MODERN
212	SOLAR CLASSIC
214	LAMPS

SALEM RANGE

MEDIUM SIZE



MADE IN ITALY

6,5W 800 lm 2700 K	8,5W 920 lm 2700 K	11W 1200 lm 2700 K
CCT SET		
4000K		
2700K		

More details at page 215

K26.111.F1R



AVAILABLE COLORS		E27 CCT LED VERSION	E27 FILAMENT LED VERSION	E27 VERSION
RESIN BODY	DIFFUSER			
BLACK (A)	WHITE (W)			
CLEAR (X)	OPAL (Y)			
		11W 1200 lm 100-240V 50/60 Hz 2700K/4000K/6500K = 75W INCANDESCENT	6,5W 800 lm 100-240V 50/60 Hz 2700K = 60W INCANDESCENT	

BISSO/SALEM

6,5W FILAMENT 2700K	K26.131.F1R
11W CCT SET	K26.131.T1K
E27	K26.131.E27

SICHEM/SALEM

6,5W FILAMENT 2700K	K26.120.F1R
11W CCT SET	K26.120.T1K
E27	K26.120.E27

IP55

Master box: 12pcs

IP55

Master box: 12pcs

MINILOT/SALEM

6,5W FILAMENT 2700K	K26.111.F1R
11W CCT SET	K26.111.T1K
E27	K26.111.E27

MIZAR/SALEM (resin)

6,5W FILAMENT 2700K	K26.151.F1R
11W CCT SET	K26.151.T1K
E27	K26.151.E27

IP55

Master box: 12pcs

IP55

- 10 HALF LANTERN
- 16 REVIVAL
- 46 GARDEN SMALL
- 62 GARDEN MEDIUM
- 82 GARDEN LARGE
- 98 BOLLARD
- 104 BOLLARD
- 132 DOWNLIGHT
- 140 UP&DOWN
- 152 FLOODLIGHT
- 162 IN-GROUND
- 168 BRICKLIGHT
- 178 BULKHEAD
- 196 POST
- 204 SOLAR MODERN
- 212 SOLAR CLASSIC
- 214 LAMPS

SALEM RANGE

MEDIUM SIZE



AVAILABLE COLORS

RESIN BODY		DIFFUSER	
BLACK (A)	WHITE (W)	CLEAR (X)	OPAL (Y)

E27 CCT LED VERSION

8,5W	11W
920 lm	1200 lm
100-240V	100-240V
50/60 Hz	50/60 Hz
2700K/4000K/6500K	2700K/4000K/6500K
60W INCANDESCENT	75W INCANDESCENT

E27 FILAMENT LED VERSION

6,5W	8,5W
800 lm	1000 lm
100-240V	100-240V
50/60 Hz	50/60 Hz
2700K	2700K
60W INCANDESCENT	75W INCANDESCENT

ALO'E./SALEM (resin)

IP55

6,5W FILAMENT 2700K	K26.163.F1R
8,5W CCT SET	K26.163.V1K
11W CCT SET	K26.163.T1K

LED LAMP INCLUDED

Technical drawing shows a height of 1500 and a diameter of Ø190.

ARTU./SALEM

IP55

6,5W FILAMENT 2700K	K26.158.F1R
8,5W CCT SET	K26.158.V1K
11W CCT SET	K26.158.T1K

LED LAMP INCLUDED

Technical drawing shows a height of 1920 and a diameter of Ø245.

GIGI./SALEM

IP55

6,5W FILAMENT 2700K	K26.156.F1R
8,5W CCT SET	K26.156.V1K
11W CCT SET	K26.156.T1K

LED LAMP INCLUDED

Technical drawing shows a height of 2130 and a diameter of Ø245.

RICU./SALEM

IP55

6,5W FILAMENT 2700K	K26.157.F1R
8,5W CCT SET	K26.157.V1K
11W CCT SET	K26.157.T1K

LED LAMP INCLUDED

Technical drawing shows a height of 2450 and a diameter of Ø245.



MEDIUM SIZE

SALEM RANGE

"METAL POST COVERED BY RESIN"

STEEL, RESIN, EXPANSE

fumaTech FUMAGALLI POLES TECHNOLOGY

ANTI RUST LIFETIME GUARANTEE NO PAINTING REQUIRED

MADE IN ITALY

ANTI CORROSION, UV-RAYS STABILIZED, NO MAINTENANCE, DOUBLE INSULATION, NOT AFFECTED BY CHEMICAL FERTILIZERS

RICU BISSO/SALEM 2L

IP55

6,5W FILAMENT 2700K	K26.157.S20.F1R
8,5W CCT SET	K26.157.S20.V1K
11W CCT SET	K26.157.S20.T1K

LED LAMP INCLUDED

Technical drawing shows a height of 2500 and a diameter of Ø245.

RICU BISSO/SALEM 3L

IP55

6,5W FILAMENT 2700K	K26.157.S30.F1R
8,5W CCT SET	K26.157.S30.V1K
11W CCT SET	K26.157.S30.T1K

LED LAMP INCLUDED

Technical drawing shows a height of 2500 and a diameter of Ø245.

- 10 HALF LANTERN
- 16 REVIVAL
- 46 GARDEN SMALL
- 62 GARDEN MEDIUM
- 82 GARDEN LARGE
- 98 BOLLARD
- 104 BOLLARD
- 132 DOWNLIGHT
- 140 UP&DOWN
- 152 FLOODLIGHT
- 162 IN-GROUND
- 168 BRICKLIGHT
- 178 BULKHEAD
- 196 POST
- 204 SOLAR MODERN
- 212 SOLAR CLASSIC
- 214 LAMPS

GOLIA RANGE

MEDIUM SIZE



MADE IN ITALY

6,5W 800 lm 2700 K	8,5W 920 lm 2700 K	11W 1200 lm 4000 K	6500K
--------------------------	--------------------------	--------------------------	-------

More details at page 215



Q23.131.F1R



AVAILABLE COLORS		E27 CCT LED VERSION	E27 FILAMENT LED VERSION	E27 VERSION
RESIN BODY	DIFFUSER	8,5W 920 lm 100-240V 50/60 Hz 2700K/4000K/6500K	6,5W 800 lm 100-240V 50/60 Hz 2700K	
BLACK (A)	WHITE (W)	60W INCANDESCENT	60W INCANDESCENT	
CLEAR (X)	OPAL (Y)			

BISSO/GOLIA	
6,5W FILAMENT 2700K	Q23.131.F1R
8,5W CCT SET	Q23.131.V1K
E27	Q23.131.E27

SICHEM/GOLIA	
6,5W FILAMENT 2700K	Q23.120.F1R
8,5W CCT SET	Q23.120.V1K
E27	Q23.120.E27

IP55

Master box: 12pcs

IP55

Master box: 12pcs

MINILOT/GOLIA	
6,5W FILAMENT 2700K	Q23.111.F1R
8,5W CCT SET	Q23.111.V1K
E27	Q23.111.E27

MIZAR/GOLIA (resin)	
6,5W FILAMENT 2700K	Q23.151.F1R
8,5W CCT SET	Q23.151.V1K
E27	Q23.151.E27

IP55

Master box: 12pcs

IP55

10	HALF LANTERN
16	REVIVAL
46	GARDEN SMALL
62	GARDEN MEDIUM
82	GARDEN LARGE
98	BOLLARD
104	BOLLARD
132	DOWNLIGHT
140	UP&DOWN
152	FLOODLIGHT
162	IN-GROUND
168	BRICKLIGHT
178	BULKHEAD
196	POST
204	SOLAR MODERN
212	SOLAR CLASSIC
214	LAMPS

GOLIA RANGE

MEDIUM SIZE



AVAILABLE COLORS

RESIN BODY
 BLACK (A)
 WHITE (W)

DIFFUSER
 CLEAR (X)
 OPAL (Y)

E27 CCT LED VERSION



8,5W
920 lm
 100-240V
 50/60 Hz
 2700K/4000K/6500K

CCT SET
 60W INCANDESCENT

E27 FILAMENT LED VERSION



6,5W
800 lm
 100-240V
 50/60 Hz
 2700K

CCT SET
 60W INCANDESCENT

ALOË' R/GOLIA (resin)

IP55

6,5W 2700K Q23.163.F1R
 FILAMENT
8,5W CCT SET Q23.163.V1K

LED LAMP INCLUDED



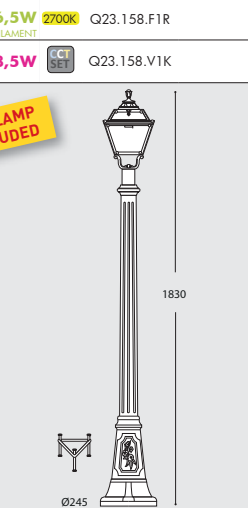

230
 1450
 Ø190

ARTU' /GOLIA

IP55

6,5W 2700K Q23.158.F1R
 FILAMENT
8,5W CCT SET Q23.158.V1K

LED LAMP INCLUDED

1830
 Ø245

GIGI/GOLIA

IP55

6,5W 2700K Q23.156.F1R
 FILAMENT
8,5W CCT SET Q23.156.V1K

LED LAMP INCLUDED




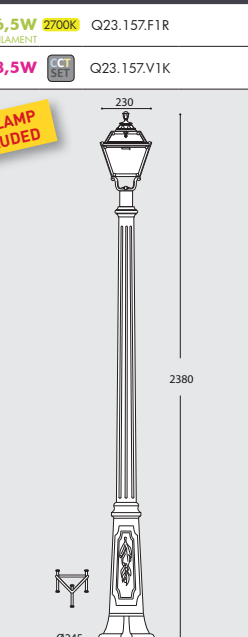

230
 2110
 Ø245

RICU/GOLIA

IP55

6,5W 2700K Q23.157.F1R
 FILAMENT
8,5W CCT SET Q23.157.V1K

LED LAMP INCLUDED

230
 2380
 Ø245



MEDIUM SIZE

GOLIA RANGE

"METAL POST COVERED BY RESIN"



STEEL
 RESIN
 EXPANSE

fumaTech
 FUMAGALLI POLES TECHNOLOGY

ANTI RUST
 LIFETIME GUARANTEE
 NO PAINTING REQUIRED

MADE IN ITALY

ANTI CORROSION
 UV-RAYS STABILIZED
 NO MAINTENANCE
 DOUBLE INSULATION
 NOT AFFECTED BY CHEMICAL FERTILIZERS

RICU BISSO/GOLIA 2L

IP55

6,5W 2700K Q23.157.S20.F1R
 FILAMENT
8,5W CCT SET Q23.157.S20.V1K

LED LAMP INCLUDED




820
 2430
 Ø245

RICU BISSO/GOLIA 3L

IP55

6,5W 2700K Q23.157.S30.F1R
 FILAMENT
8,5W CCT SET Q23.157.S30.V1K

LED LAMP INCLUDED




770
 2430
 Ø245

- 10 HALF LANTERN
- 16 REVIVAL
- 46 GARDEN SMALL
- 62 GARDEN MEDIUM
- 82 GARDEN LARGE
- 98 BOLLARD
- 104 BOLLARD
- 132 DOWNLIGHT
- 140 UP&DOWN
- 152 FLOODLIGHT
- 162 IN-GROUND
- 168 BRICKLIGHT
- 178 BULKHEAD
- 196 POST
- 204 SOLAR MODERN
- 212 SOLAR CLASSIC
- 214 LAMPS

CEFA RANGE
MEDIUM SIZE

MADE IN ITALY



6,5W 800 lm 2700 K	8,5W 920 lm 2700 K	11W 1200 lm 4000 K / 6500 K

More details at page 215



U23.120.F1R



AVAILABLE COLORS		E27 CCT LED VERSION	E27 FILAMENT LED VERSION	E27 VERSION
RESIN BODY	DIFFUSER	8,5W 920 lm 100-240V 50/60 Hz 2700K/4000K/6500K	6,5W 800 lm 100-240V 50/60 Hz 2700K	
BLACK (A)	WHITE (W)	CLEAR (X)	OPAL (Y)	
		= 60W INCANDESCENT		

6,5W FILAMENT 2700K	U23.131.F1R	6,5W FILAMENT 2700K	U23.120.F1R
8,5W CCT SET	U23.131.V1K	8,5W CCT SET	U23.120.V1K
E27	U23.131.E27	E27	U23.120.E27

IP55

Master box: **12pcs**

IP55

Master box: **12pcs**

6,5W FILAMENT 2700K	U23.111.F1R	6,5W FILAMENT 2700K	U23.151.F1R
8,5W CCT SET	U23.111.V1K	8,5W CCT SET	U23.151.V1K
E27	U23.111.E27	E27	U23.151.E27

IP55

Master box: **12pcs**

IP55

CEFA RANGE

MEDIUM SIZE



AVAILABLE COLORS

RESIN BODY		DIFFUSER	
BLACK (A)	WHITE (W)	CLEAR (X)	OPAL (Y)

E27 CCT LED VERSION

8,5W
920 lm
100-240V
50/60 Hz
2700K/4000K/6500K
CCT SET
60W INCANDESCENT

E27 FILAMENT LED VERSION

6,5W
800 lm
100-240V
50/60 Hz
2700K
60W INCANDESCENT

ALOË'.R/CEFA (resin)

IP55

6,5W 2700K U23.163.F1R
FILAMENT
8,5W CCT SET U23.163.V1K

LED LAMP INCLUDED

Technical drawing shows a height of 1470 and a top diameter of 230.

ARTU'/CEFA

IP55

6,5W 2700K U23.158.F1R
FILAMENT
8,5W CCT SET U23.158.V1K

LED LAMP INCLUDED

Technical drawing shows a height of 1865 and a top diameter of 230.

GIGI/CEFA

IP55

6,5W 2700K U23.156.F1R
FILAMENT
8,5W CCT SET U23.156.V1K

LED LAMP INCLUDED

Technical drawing shows a height of 2130 and a top diameter of 230.

RICU/CEFA

IP55

6,5W 2700K U23.157.F1R
FILAMENT
8,5W CCT SET U23.157.V1K

LED LAMP INCLUDED

Technical drawing shows a height of 2450 and a top diameter of 230.



MEDIUM SIZE

CEFA RANGE

"METAL POST COVERED BY RESIN"

Labels: STEEL, RESIN, EXPANSE

fumaTech FUMAGALLI POLES TECHNOLOGY

ANTI RUST LIFETIME GUARANTEE NO PAINTING REQUIRED MADE IN ITALY

ANTI CORROSION UV-RAYS STABILIZED NO MAINTENANCE DOUBLE INSULATION NOT AFFECTED BY CHEMICAL FERTILIZERS

RICU BISSO/CEFA 2L

IP55

6,5W 2700K U23.157.S20.F1R
FILAMENT
8,5W CCT SET U23.157.S20.V1K

LED LAMP INCLUDED

Technical drawing shows a height of 2450 and a top diameter of 820.

RICU BISSO/CEFA 3L

IP55

6,5W 2700K U23.157.S30.F1R
FILAMENT
8,5W CCT SET U23.157.S30.V1K

LED LAMP INCLUDED

Technical drawing shows a height of 2450 and a top diameter of 770.

- 10 HALF LANTERN
- 16 REVIVAL
- 46 GARDEN SMALL
- 62 GARDEN MEDIUM
- 82 GARDEN LARGE
- 98 BOLLARD
- 104 BOLLARD
- 132 DOWNLIGHT
- 140 UP&DOWN
- 152 FLOODLIGHT
- 162 IN-GROUND
- 168 BRICKLIGHT
- 178 BULKHEAD
- 196 POST
- 204 SOLAR MODERN
- 212 SOLAR CLASSIC
- 214 LAMPS

GLOBE 300 CLASSIC

MEDIUM SIZE



MADE IN ITALY

CCT SET		
6,5W 800 lm 2700 K	8,5W 920 lm 2700 K	11W 1200 lm 4000 K / 6500 K

More details at page 215



G30.111.E27



G30.162.V1K



MEDIUM SIZE GLOBE 300 CLASSIC

AVAILABLE COLORS			E27 CCT LED VERSION	E27 FILAMENT LED VERSION	E27 VERSION
RESIN BODY BLACK (A) WHITE (W)			11W 1200 lm 100-240V 50/60 Hz 2700K/4000K/6500K CCT SET	6,5W 800 lm 100-240V 50/60 Hz 2700K INCANDESCENT	75W INCANDESCENT
DIFFUSER CLEAR (X) OPAL (Y) SMOKED (Z)					

BISSO/G300

IP55	6,5W FILAMENT 2700K	G30.131.F1R
	11W CCT SET	G30.131.T1K
	E27	G30.131.E27

Master box: 24pcs

MINILOT/G300		SICHEM/G300	
6,5W FILAMENT 2700K	G30.111.F1R	6,5W FILAMENT 2700K	G30.120.F1R
11W CCT SET	G30.111.T1K	11W CCT SET	G30.120.T1K
E27	G30.111.E27	E27	G30.120.E27

Master box: 24pcs

Master box: 24pcs

GARDEN CLASSIC

- 10 HALF LANTERN
- 16 REVIVAL
- 46 GARDEN SMALL
- 62 GARDEN MEDIUM
- 82 GARDEN LARGE
- 98 BOLLARD
- 104 BOLLARD
- 132 DOWNLIGHT
- 140 UP&DOWN
- 152 FLOODLIGHT
- 162 IN-GROUND
- 168 BRICKLIGHT
- 178 BULKHEAD
- 196 POST
- 204 SOLAR MODERN
- 212 SOLAR CLASSIC
- 214 LAMPS

GARDEN MODERN

SOLAR

GLOBE 300 CLASSIC MEDIUM SIZE



AVAILABLE COLORS

RESIN BODY		DIFFUSER		
BLACK (A)	WHITE (W)	CLEAR (X)	OPAL (Y)	SMOKED (Z)

E27 CCT LED VERSION

8,5W		11W	
920 lm		1200 lm	
100-240V 50/60 Hz		100-240V 50/60 Hz	
2700K/4000K/6500K		2700K/4000K/6500K	
= 60W INCANDESCENT		= 75W INCANDESCENT	

E27 FILAMENT LED VERSION

	6,5WW
	800 lm
	100-240V 50/60 Hz
	2700K
= 60W INCANDESCENT	



MEDIUM SIZE GLOBE 300 CLASSIC

"METAL POST COVERED BY RESIN"

fumaTech FUMAGALLI POLES TECHNOLOGY

LIFETIME GUARANTEE (ANTI RUST, NO PAINTING REQUIRED)

MADE IN ITALY

ANTI CORROSION **UV-RAYS STABILIZED** **NO MAINTENANCE** **DOUBLE INSULATION** **NOT AFFECTED BY CHEMICAL FERTILIZERS**

IAFET.R/G300 (resin)

IP55

6,5W 2700K FILAMENT	G30.162.F1R
8,5W CCT SET	G30.162.V1K
11W CCT SET	G30.162.T1K

LED LAMP INCLUDED

Master box: **2pcs**

ALOE'.R/G300 (resin)

IP55

6,5W 2700K FILAMENT	G30.163.F1R
8,5W CCT SET	G30.163.V1K
11W CCT SET	G30.163.T1K

LED LAMP INCLUDED

Master box: **2pcs**

ARTU'/G300

IP55

6,5W 2700K FILAMENT	G30.158.F1R
8,5W CCT SET	G30.158.V1K
11W CCT SET	G30.158.T1K

LED LAMP INCLUDED

Master box: **2pcs**

RICU BISSO/G300 2L

IP55

6,5W 2700K FILAMENT	G30.157.S20.F1R
8,5W CCT SET	G30.157.S20.V1K
11W CCT SET	G30.157.S20.T1K

LED LAMP INCLUDED

Master box: **2pcs**

RICU BISSO/G300 3L

IP55

6,5W 2700K FILAMENT	G30.157.S30.F1R
8,5W CCT SET	G30.157.S30.V1K
11W CCT SET	G30.157.S30.T1K

LED LAMP INCLUDED

Master box: **2pcs**

GIGI/G300

IP55

6,5W 2700K FILAMENT	G30.156.F1R
8,5W CCT SET	G30.156.V1K
11W CCT SET	G30.156.T1K

LED LAMP INCLUDED

Master box: **2pcs**

RICU/G300

IP55

6,5W 2700K FILAMENT	G30.157.F1R
8,5W CCT SET	G30.157.V1K
11W CCT SET	G30.157.T1K

LED LAMP INCLUDED

Master box: **2pcs**

- 10 HALF LANTERN
- 16 REVIVAL
- 46 GARDEN SMALL
- 62 GARDEN MEDIUM
- 82 GARDEN LARGE
- 98 BOLLARD
- 104 BOLLARD
- 132 DOWNLIGHT
- 140 UP&DOWN
- 152 GARDEN MODERN FLOODLIGHT
- 162 IN-GROUND
- 168 BRICKLIGHT
- 178 BULKHEAD
- 196 POST
- 204 SOLAR MODERN
- 212 SOLAR CLASSIC
- 214 LAMPS

NOEMI RANGE

LARGE SIZE



MADE IN ITALY



HIGH POWER LED VERSION

E35.132.Q1K

E27 HIGH POWER LED

INDOOR & OUTDOOR USE

+80°C
-30°C
90% HUMIDITY
VOLTAGE SURGE RESISTANT

15W (1690 lm)
30W (3620 lm)
50W (6550 lm)

More details at page 218



AVAILABLE COLORS

RESIN BODY		DIFFUSER	
BLACK (A)	WHITE (W)	CLEAR (X)	OPAL (Y)

E27 HIGH POWER LED VERSION

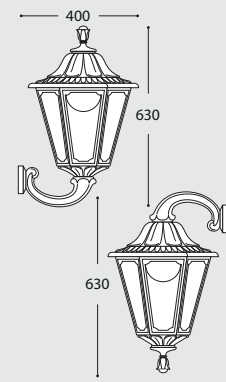
15W	30W
1690 lm	3620 lm
100-240V 50/60 Hz	100-240V 50/60 Hz
4000K/3000K	4000K/3000K
= NOEMI 100W INCANDESCENT	= NOEMI 70W HQI-SO/N

OFIR/NOEMI



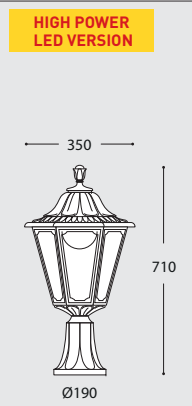
15W LED	E35.132.R1K
30W LED	E35.132.Q1K

HIGH POWER LED VERSION



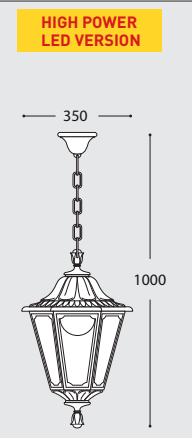
LOT/NOEMI

15W LED	E35.113.R1K
30W LED	E35.113.Q1K



SICHEM/NOEMI

15W LED	E35.121.R1K
30W LED	E35.121.Q1K



- 10 HALF LANTERN
- 16 REVIVAL
- 46 GARDEN SMALL
- 62 GARDEN MEDIUM
- 82 GARDEN LARGE
- 98 BOLLARD
- 104 BOLLARD
- 132 DOWNLIGHT
- 140 UP&DOWN
- 152 FLOODLIGHT
- 162 IN-GROUND
- 168 BRICKLIGHT
- 178 BULKHEAD
- 196 POST
- 204 SOLAR MODERN
- 212 SOLAR CLASSIC
- 214 LAMPS

E27 HIGH POWER LED VERSION					
LAMP	POWER	LUMINOUS FLUX	VOLTAGE RANGE	CCT SETTABLE	COMPARISON
<p>E27 HIGH POWER LED Ø 100</p>	15W	1690 lm	100-240V 50/60 Hz	4000K/3000K	= NOEMI = 100W INCANDESCENT
	30W	3620 lm	100-240V 50/60 Hz	4000K/3000K	= NOEMI = 70W HQL-SON

IP55

IAFET.R/NOEMI (resin)

15W LED		E35.162.R1K
30W LED		E35.162.Q1K

HIGH POWER LED VERSION

Master box: **2pcs**

IP55

ARTU'/NOEMI	GIGI/NOEMI	RICU/NOEMI
15W LED E35.158.R1K	15W LED E35.156.R1K	15W LED E35.157.R1K
30W LED E35.158.Q1K	30W LED E35.156.Q1K	30W LED E35.157.Q1K

HIGH POWER LED VERSION

Master box: **2pcs**

"METAL POST COVERED BY RESIN"

STEEL
RESIN
EXPANSE

ANTI RUST LIFETIME GUARANTEE
NO PAINTING REQUIRED

fumaTech
FUMAGALLI POLES TECHNOLOGY

MADE IN ITALY

ANTI CORROSION | UV-RAYS STABILIZED | NO MAINTENANCE | DOUBLE INSULATION | NOT AFFECTED BY CHEMICAL FERTILIZES

IP55

NEBO/NOEMI

30W LED E35.201.Q1K

HIGH POWER LED VERSION

NEBO OFIR/NOEMI 2L

30W LED E35.201.R20.Q1K

HIGH POWER LED VERSION

Master box: **2**

- 10 HALF LANTERN
- 16 REVIVAL
- 46 GARDEN SMALL
- 62 GARDEN MEDIUM
- 82 GARDEN LARGE
- 98 BOLLARD
- 104 BOLLARD
- 132 DOWNLIGHT
- 140 UP&DOWN
- 152 FLOODLIGHT
- 162 IN-GROUND
- 168 BRICKLIGHT
- 178 BULKHEAD
- 196 POST
- 204 SOLAR MODERN
- 212 SOLAR CLASSIC
- 214 LAMPS

SILOE RANGE

LARGE SIZE



MADE IN ITALY

HIGH POWER LED VERSION



K35.132.Q1K

E27 HIGH POWER LED

INDOOR & OUTDOOR USE

+80°C
-30°C

90% HUMIDITY

VOLTAGE SURGE RESISTANT

15W (1690 lm)
30W (3620 lm)
50W (6550 lm)



More details at page 218



LARGE SIZE

SILOE RANGE

AVAILABLE COLORS

RESIN BODY		DIFFUSER	
BLACK (A)	WHITE (W)	CLEAR (X)	OPAL (Y)

E27 HIGH POWER LED VERSION

15W	30W
1690 lm	3620 lm
100-240V 50/60 Hz	100-240V 50/60 Hz
4000K/3000K	4000K/3000K
= SILOE 100W INCANDESCENT	= SILOE 70W HQI-SOY

OFIR/SILOE

15W LED	CCT SET	K35.132.R1K
30W LED	CCT SET	K35.132.Q1K

HIGH POWER LED VERSION

LOT/SILOE

15W LED	CCT SET	K35.113.R1K
30W LED	CCT SET	K35.113.Q1K

HIGH POWER LED VERSION

SICHEM/SILOE

15W LED	CCT SET	K35.121.R1K
30W LED	CCT SET	K35.121.Q1K

HIGH POWER LED VERSION

- 10 HALF LANTERN
- 16 REVIVAL
- 46 GARDEN SMALL
- 62 GARDEN MEDIUM
- 82 GARDEN LARGE
- 98 BOLLARD
- 104 BOLLARD
- 132 DOWNLIGHT
- 140 UP&DOWN
- 152 FLOODLIGHT
- 162 IN-GROUND
- 168 BRICKLIGHT
- 178 BULKHEAD
- 196 POST
- 204 SOLAR MODERN
- 212 SOLAR CLASSIC
- 214 LAMPS

SILOE RANGE

LARGE SIZE



E27 HIGH POWER LED VERSION					
LAMP	POWER	LUMINOUS FLUX UP TO	VOLTAGE RANGE	CCT SETTABLE	COMPARISON
	15W	1690 lm	100-240V 50/60 Hz	4000K/3000K	= SILOE 100W INCANDESCENT
	30W	3620 lm	100-240V 50/60 Hz	4000K/3000K	= SILOE 70W HQL-SON

IAFET.R/SILOE (resin)

15W LED		K35.162.R1K
30W LED		K35.162.Q1K

HIGH POWER LED VERSION

Master box: **2pcs**

ARTU'/SILOE	GIGI/SILOE	RICU/SILOE
15W LED K35.158.R1K	15W LED K35.156.R1K	15W LED K35.157.R1K
30W LED K35.158.Q1K	30W LED K35.156.Q1K	30W LED K35.157.Q1K

HIGH POWER LED VERSION

Master box: **2pcs**



LARGE SIZE

SILOE RANGE

"METAL POST COVERED BY RESIN"

STEEL
RESIN
EXPANSE

ANTI RUST LIFETIME GUARANTEE
NO PAINTING REQUIRED

fumaTech
FUMAGALLI POLES TECHNOLOGY

MADE IN ITALY

ANTI CORROSION | UV-RAYS STABILIZED | NO MAINTENANCE | DOUBLE INSULATION | NOT AFFECTED BY CHEMICAL FERTILIZERS

NEBO/SILOE	NEBO OFIR/SILOE 2L
30W LED K35.201.Q1K	30W LED K35.201.R20.Q1K

HIGH POWER LED VERSION

Master box: **2pcs**

10	HALF LANTERN
16	REVIVAL
46	GARDEN SMALL
62	GARDEN MEDIUM
82	GARDEN LARGE
98	BOLLARD
104	BOLLARD
132	DOWNLIGHT
140	UP&DOWN
152	FLOODLIGHT
162	IN-GROUND
168	BRICKLIGHT
178	BULKHEAD
196	POST
204	SOLAR MODERN
212	SOLAR CLASSIC
214	LAMPS

TOBIA RANGE

LARGE SIZE



HIGH POWER LED VERSION

MADE IN ITALY

E27 HIGH POWER LED

INDOOR & OUTDOOR USE

+80°C
-30° HUMIDITY 90%

VOLTAGE SURGE RESISTANT

15W (1690 lm)
30W (3620 lm)
50W (6550 lm)

More details at page 218



Q33.113.Q1K



LARGE SIZE

TOBIA RANGE

AVAILABLE COLORS

RESIN BODY		DIFFUSER	
BLACK (A)	WHITE (W)	CLEAR (X)	OPAL (Y)

E27 HIGH POWER LED VERSION

15W	30W
1690 lm	3620 lm
100-240V 50/60 Hz	100-240V 50/60 Hz
4000K/3000K	4000K/3000K
= TOBIA INCANDESCENT	= TOBIA HIGI-SON

OFIR/TOBIA

15W LED	CCT SET	Q33.132.R1K
30W LED	CCT SET	Q33.132.Q1K

HIGH POWER LED VERSION

LOT/TOBIA

15W LED	CCT SET	Q33.113.R1K
30W LED	CCT SET	Q33.113.Q1K

HIGH POWER LED VERSION

SICHEM/TOBIA

15W LED	CCT SET	Q33.121.R1K
30W LED	CCT SET	Q33.121.Q1K

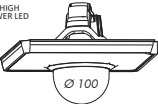


HIGH POWER LED VERSION

- 10 HALF LANTERN
- 16 REVIVAL
- 46 GARDEN SMALL
- 62 GARDEN MEDIUM
- 82 GARDEN LARGE
- 98 BOLLARD
- 104 BOLLARD
- 132 DOWNLIGHT
- 140 UP&DOWN
- 152 FLOODLIGHT
- 162 IN-GROUND
- 168 BRICKLIGHT
- 178 BULKHEAD
- 196 POST
- 204 SOLAR MODERN
- 212 SOLAR CLASSIC
- 214 LAMPS

TOBIA RANGE


LARGE SIZE



E27 HIGH POWER LED VERSION					
LAMP	POWER	LUMINOUS FLUX UP TO	VOLTAGE RANGE	CCT SETTABLE	COMPARISON
 E27 HIGH POWER LED Ø 100	15W	1690 lm	100-240V 50/60 Hz	4000K/3000K	= TOBIA  100W INCANDESCENT
	30W	3620 lm	100-240V 50/60 Hz	4000K/3000K	= TOBIA  70W HI-SOON

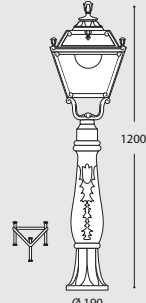
IAFET.R/TOBIA (resin)

IP55



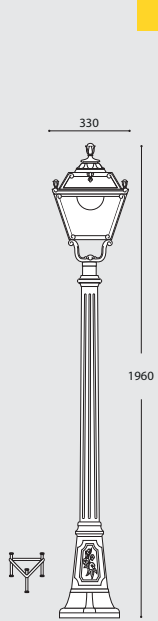
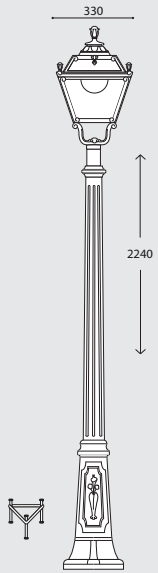
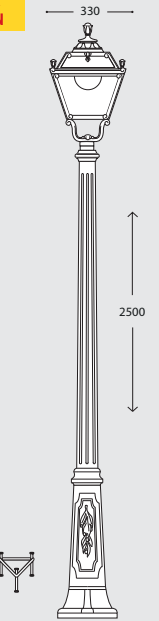
15W LED CCT SET Q33.162.R1K

30W LED CCT SET Q33.162.Q1K



HIGH POWER LED VERSION

Master box: **2pcs**

ARTU'/TOBIA	GIGI'/TOBIA	RICU'/TOBIA
<p>15W LED CCT SET Q33.158.R1K</p> <p>30W LED CCT SET Q33.158.Q1K</p>	<p>15W LED CCT SET Q33.156.R1K</p> <p>30W LED CCT SET Q33.156.Q1K</p>	<p>15W LED CCT SET Q33.157.R1K</p> <p>30W LED CCT SET Q33.157.Q1K</p>
<p>HIGH POWER LED VERSION</p>  <p>Master box: 2pcs</p>	<p>HIGH POWER LED VERSION</p>  <p>Master box: 2pcs</p>	<p>HIGH POWER LED VERSION</p>  <p>Master box: 2pcs</p>



LARGE SIZE

TOBIA RANGE

"METAL POST COVERED BY RESIN"




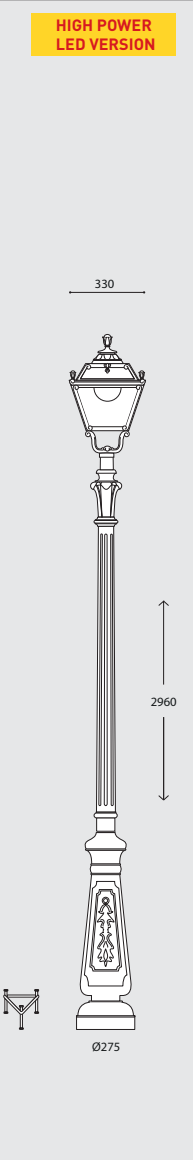
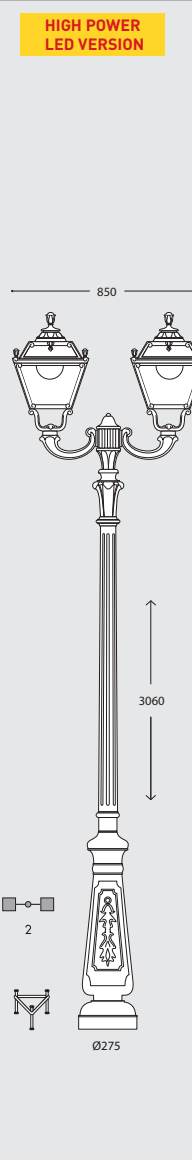
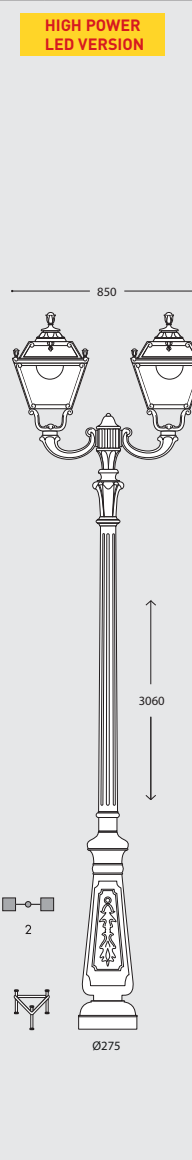
STEEL
RESIN
EXPANSE

ANTI RUST LIFETIME GUARANTEE
NO PAINTING REQUIRED

MADE IN ITALY

ANTI CORROSION | UV-RAYS STABILIZED | NO MAINTENANCE | DOUBLE INSULATION | NOT AFFECTED BY CHEMICAL FERTILIZES

fumaTech
FUMAGALLI POLES TECHNOLOGY

NEBO/TOBIA	NEBO OFIR/TOBIA 2L
<p>30W LED CCT SET Q33.201.Q1K</p> <p>IP55</p> <p>HIGH POWER LED VERSION</p>  	<p>30W LED CCT SET Q33.201.R20.Q1K</p> <p>IP55</p> <p>HIGH POWER LED VERSION</p>  

- 10 HALF LANTERN
- 16 REVIVAL
- 46 GARDEN SMALL
- 62 GARDEN MEDIUM
- 82 GARDEN LARGE
- 98 BOLLARD
- 104 BOLLARD
- 132 DOWNLIGHT
- 140 UP&DOWN
- 152 FLOODLIGHT
- 162 IN-GROUND
- 168 BRICKLIGHT
- 178 BULKHEAD
- 196 POST
- 204 SOLAR MODERN
- 212 SOLAR CLASSIC
- 214 LAMPS

SIMON RANGE

LARGE SIZE



MADE IN ITALY

HIGH POWER LED VERSION

U33.132.Q1K

E27 HIGH POWER LED

INDOOR & OUTDOOR USE

+80°C
-30°C

90% HUMIDITY

VOLTAGE SURGE RESISTANT

15W (1690 lm)
30W (3620 lm)
50W (6550 lm)

More details at page 218



LARGE SIZE

SIMON RANGE

AVAILABLE COLORS	
RESIN BODY	DIFFUSER
BLACK (A)	WHITE (W)
CLEAR (X)	OPAL (Y)

E27 HIGH POWER LED VERSION	
15W 1690 lm	30W 3620 lm
100-240V 50/60 Hz	100-240V 50/60 Hz
4000K/3000K	4000K/3000K
= SIMON 100W INCANDESCENT	= SIMON 70W INCANDESCENT

OFIR/SIMON

15W LED CCT SET	U33.132.R1K
30W LED CCT SET	U33.132.Q1K

HIGH POWER LED VERSION

LOT/SIMON

15W LED CCT SET	U33.113.R1K
30W LED CCT SET	U33.113.Q1K

HIGH POWER LED VERSION

SICHEM/SIMON

15W LED CCT SET	U33.121.R1K
30W LED CCT SET	U33.121.Q1K

HIGH POWER LED VERSION

- 10 HALF LANTERN
- 16 REVIVAL
- 46 GARDEN SMALL
- 62 GARDEN MEDIUM
- 82 GARDEN LARGE
- 98 BOLLARD
- 104 BOLLARD
- 132 DOWNLIGHT
- 140 UP&DOWN
- 152 FLOODLIGHT
- 162 IN-GROUND
- 168 BRICKLIGHT
- 178 BULKHEAD
- 196 POST
- 204 SOLAR MODERN
- 212 SOLAR CLASSIC
- 214 LAMPS

E27 HIGH POWER LED VERSION					
LAMP	POWER	LUMINOUS FLUX UP TO	VOLTAGE RANGE	CCT SETTABLE	COMPARISON
<p>E27 HIGH POWER LED Ø 100</p>	15W	1690 lm	100-240V 50/60 Hz	4000K/3000K	= SIMON INCANDESCENT 100W
	30W	3620 lm	100-240V 50/60 Hz	4000K/3000K	= SIMON HQL-SON 70W

IAFET.R/SIMON (resin)

IP55

15W LED CCT SET U33.162.R1K
30W LED CCT SET U33.162.Q1K

HIGH POWER LED VERSION

Master box: 2pcs

ARTU'/SIMON	GIGI/SIMON	RICU/SIMON
15W LED CCT SET U33.158.R1K	15W LED CCT SET U33.156.R1K	15W LED CCT SET U33.157.R1K
30W LED CCT SET U33.158.Q1K	30W LED CCT SET U33.156.Q1K	30W LED CCT SET U33.157.Q1K

HIGH POWER LED VERSION

Technical drawings with dimensions:
 ARTU'/SIMON: 330mm width, 2000mm height, Ø245mm base
 GIGI/SIMON: 330mm width, 2300mm height, Ø245mm base
 RICU/SIMON: 330mm width, 2550mm height, Ø245mm base

Master box: 2pcs

"METAL POST COVERED BY RESIN"

STEEL
RESIN
EXPANSE

ANTI RUST LIFETIME GUARANTEE NO PAINTING REQUIRED
MADE IN ITALY

ANTI CORROSION
UV-RAYS STABILIZED
NO MAINTENANCE
DOUBLE INSULATION
NOT AFFECTED BY CHEMICAL FERTILIZES

NEBO/SIMON	NEBO OFIR/SIMON 2L
30W LED CCT SET U33.201.Q1K	30W LED CCT SET U33.201.R20.Q1K

IP55

HIGH POWER LED VERSION

Technical drawings with dimensions:
 NEBO/SIMON: 330mm width, 3000mm height, Ø275mm base
 NEBO OFIR/SIMON 2L: 890mm width, 3100mm height, Ø275mm base

Master box: 2

- 10 HALF LANTERN
- 16 REVIVAL
- 46 GARDEN SMALL
- 62 GARDEN MEDIUM
- 82 GARDEN LARGE
- 98 BOLLARD
- 104 BOLLARD
- 132 DOWNLIGHT
- 140 UP&DOWN
- 152 FLOODLIGHT
- 162 IN-GROUND
- 168 BRICKLIGHT
- 178 BULKHEAD
- 196 POST
- 204 SOLAR MODERN
- 212 SOLAR CLASSIC
- 214 LAMPS


SAURO
BOLLARD



MADE IN ITALY



D15.554.E27FRA



SAURO E27

SAURO E27 VERSIONS			
	with white resin louvre		with aluminium chrome louvre

AVAILABLE COLORS			
RESIN BODY (MOULDED COLOURS)			DIFFUSER

SAURO 1100

E27 D15.555.E27

SAURO 800

E27 D15.554.E27

SAURO 500

E27 D15.553.E27

MIRELLA

E27 D15.505.E27

- 10 HALF LANTERN
- 16 REVIVAL
- 46 GARDEN SMALL
- 62 GARDEN MEDIUM
- 82 GARDEN LARGE
- 98 BOLLARD
- 104 BOLLARD
- 132 DOWNLIGHT
- 140 UP&DOWN
- 152 FLOODLIGHT
- 162 IN-GROUND
- 168 BRICKLIGHT
- 178 BULKHEAD
- 196 POST
- 204 SOLAR MODERN
- 212 SOLAR CLASSIC
- 214 LAMPS

SAURO BOLLARD



MADE IN ITALY

D15.554.D1KCRB



CCT SETTABLE

SDCM <6

3000 K 4000 K 6500 K

UV TREATED ANTI SHOCK RECYCLABLE CE CB HICK CB SCHEME IP55 CLASS II DOUBLE INSULATION



SAURO LED VERSIONS					
LAMP	POWER	LUMINOUS FLUX (Φ TOTAL)	VOLTAGE RANGE	CCT SETTABLE	
	10W	1290 lm	100-240V 50/60 Hz	6500K/4000K/3000K	=100W INCANDESCENT

AVAILABLE COLORS

RESIN BODY (MOULDED COLOURS)

BLACK (A) GREY (L) WHITE (W)

DIFFUSER

CLEAR (X) OPAL (Y)

SAURO 1100

10W CCT SET D15.555.D1KCRB

LAMP INCLUDED: GX53 LED

150
1100
Ø 245

SAURO 800

10W CCT SET D15.554.D1KCRB

LAMP INCLUDED: GX53 LED

150
800
Ø 245

SAURO 500

10W CCT SET D15.553.D1KCRB

LAMP INCLUDED: GX53 LED

150
500
Ø 245

MIRELLA

10W CCT SET D15.505.D1KCRB

LAMP INCLUDED: GX53 LED

520
240

- 10 HALF LANTERN
- 16 REVIVAL
- 46 GARDEN SMALL
- 62 GARDEN MEDIUM
- 82 GARDEN LARGE
- 98 BOLLARD
- 104 BOLLARD
- 132 DOWNLIGHT
- 140 UP&DOWN
- 152 FLOODLIGHT
- 162 IN-GROUND
- 168 BRICKLIGHT
- 178 BULKHEAD
- 196 POST
- 204 SOLAR MODERN
- 212 SOLAR CLASSIC
- 214 LAMPS



BERTA
for details see pag.181



VIRGILIO APPLIQUE
for details see pag. 107




VIRGILIO 500
for details see pag.105



PROMO GARDEN 2026 - MODERN RANGE




AMELIA 400
for details see pag. 123



FRANCY
for details see pag.151




FRANCY-OP
for details see pag.151



MINITOMMY
for details see pag.153

NEW
GU10
130
lumen/W



MARTA 90 1L
for details see pag. 147

NEW
GU10
130
lumen/W

VIRGILIO

BOLLARD



MADE IN ITALY

CCT SET

8,5W	11W
920 lm	1200 lm
2700 K	4000 K
	6500 K

More details at page 215



DS3.564.V1K

CCT SETTABLE

SDCM <6

2700 K 4000 K 6500 K

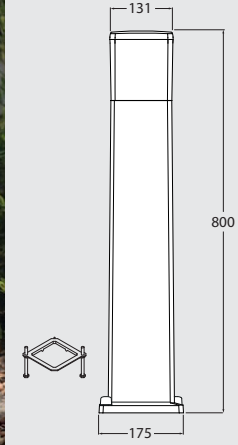


VIRGILIO E27 CCT LED VERSIONS				
LAMP	POWER	LUMINOUS FLUX UP TO	VOLTAGE RANGE	COLOUR TEMPERATURE
	8,5W	920 lm	100-240V 50/60 Hz	6500K/4000K/2700K
	11W	1200 lm	100-240V 50/60 Hz	6500K/4000K/2700K

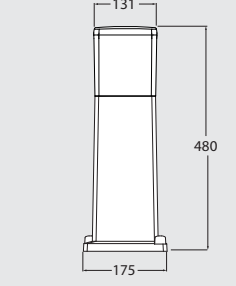
AVAILABLE COLORS	
RESIN BODY (MOULDED COLOURS)	DIFFUSER
BLACK (A) GREY (L) WHITE (W)	OPAL (V)

VIRGILIO 800	
8,5W	DS3.564.V1K
11W	DS3.564.T1K

VIRGILIO 500	
8,5W	DS3.563.V1K
11W	DS3.563.T1K



Master box: 6pcs



Master box: 12pcs



MADE IN ITALY


10	HALF LANTERN
16	REVIVAL
46	GARDEN SMALL
62	GARDEN MEDIUM
82	GARDEN LARGE
98	BOLLARD
104	BOLLARD
132	DOWNLIGHT
140	UP&DOWN
152	FLOODLIGHT
162	IN-GROUND
168	BRICKLIGHT
178	BULKHEAD
196	POST
204	SOLAR MODERN
212	SOLAR CLASSIC
214	LAMPS

VIRGILIO

BOLLARD



MADE IN ITALY



DS3.562.V1K

CCT SETTABLE

SDCM <6

2700 K 4000 K 6500 K



VIRGILIO E27 CCT LED VERSIONS

LAMP	POWER	LUMINOUS FLUX UP TO	VOLTAGE RANGE	COLOUR TEMPERATURE	
	8,5W	920 lm	100-240V 50/60 Hz	6500K/4000K/2700K	=60W INCANDESCENT
	11W	1200 lm	100-240V 50/60 Hz	6500K/4000K/2700K	=75W INCANDESCENT

AVAILABLE COLORS

RESIN BODY (MOLDED COLOURS)

BLACK (A) GREY (L) WHITE (W)

DIFFUSER

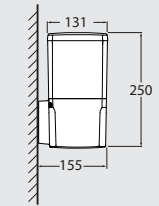
OPAL (V)

VIRGILIO APPLIQUE

8,5W		DS3.562.V1K
11W		DS3.562.T1K



NEW



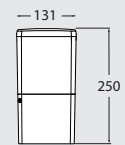
Master box: 16pcs

VIRGILIO 250

8,5W		DS3.558.V1K
11W		DS3.558.T1K



NEW



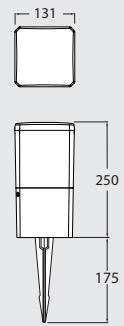
Master box: 16pcs

VIRGILIO 250 SPIKE

8,5W		DS3.559.V1K
11W		DS3.559.T1K



NEW



Master box: 16pcs

- 10 HALF LANTER
- 16 REVIVAL
- 46 GARDEN SMALL
- 62 GARDEN MEDIUM
- 82 GARDEN LARGE
- 98 BOLLARD
- 104 BOLLARD
- 132 DOWNLIGHT
- 140 UP&DOWN
- 152 FLOODLIGHT
- 162 IN-GROUND
- 168 BRICKLIGHT
- 178 BULKHEAD
- 196 POST
- 204 SOLAR MODERN
- 212 SOLAR CLASSIC
- 214 LAMPS

ESTER

BOLLARD



MADE IN ITALY



DS1.564.D1K

CCT SETTABLE

3000 K 4000 K 6500 K

SDCM <6



ESTER CCT LED VERSIONS					
LAMP	POWER	LUMINOUS FLUX (Φ TOTAL)	VOLTAGE RANGE	CCT SETTABLE	
	3W	410 lm	100-240V 50/60 Hz	6500K/4000K/3000K	=40W INCANDESCENT
	10W	1290 lm	100-240V 50/60 Hz	6500K/4000K/3000K	=100W INCANDESCENT

AVAILABLE COLORS

RESIN BODY (MOULDED COLOURS)

BLACK (A) GREY (L) WHITE (W)

DIFFUSER

CLEAR (X)

ESTER 800

	3W	DS1.564.G1K
	10W	DS1.564.D1K

Master box: **6pcs**

ESTER 500

	3W	DS1.563.G1K
	10W	DS1.563.D1K

Master box: **12pcs**

ESTER WALL

	3W	DS1.560.G1K
	10W	DS1.560.D1K

Master box: **18pcs**

ESTER SPIKE

	3W	DS1.561.G1K
	10W	DS1.561.D1K

Master box: **18pcs**

GARDEN CLASSIC

- 10 HALF LANTERN
- 16 REVIVAL
- 46 GARDEN SMALL
- 62 GARDEN MEDIUM
- 82 GARDEN LARGE
- 98 BOLLARD

GARDEN MODERN

- 104 BOLLARD
- 132 DOWNLIGHT
- 140 UP&DOWN
- 152 FLOODLIGHT
- 162 IN-GROUND
- 168 BRICKLIGHT
- 178 BULKHEAD
- 196 POST
- 204 SOLAR MODERN
- 212 SOLAR CLASSIC
- 214 LAMPS

ESTER

BOLLARD



MADE IN ITALY



DS1.558.D1K

CCT SETTABLE

SDCM <6

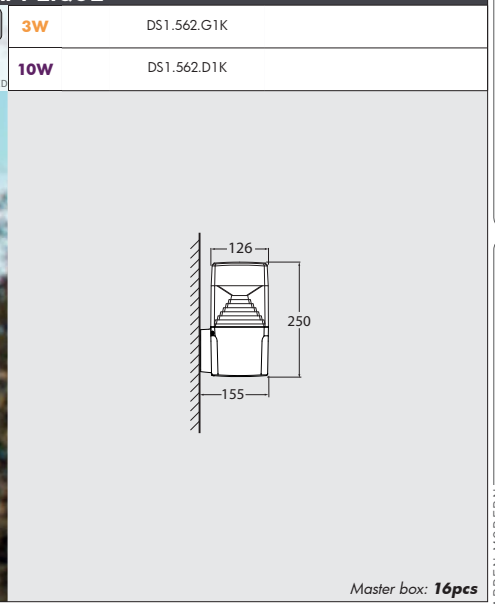
3000 K 4000 K 6500 K



ESTER CCT LED VERSIONS					
LAMP	POWER	LUMINOUS FLUX (Φ TOTAL)	VOLTAGE RANGE	CCT SETTABLE	
GX53	3W	410 lm	100-240V 50/60 Hz	6500K/4000K/3000K	=40W INCANDESCENT
GX53	10W	1290 lm	100-240V 50/60 Hz	6500K/4000K/3000K	=100W INCANDESCENT

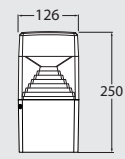
AVAILABLE COLORS		
RESIN BODY (MOULDED COLOURS)		DIFFUSER
BLACK (A)	GREY (L)	WHITE (W)
		CLEAR (X)

ESTER APPLIQUE		
CCT SET LED GX53 LAMP INCLUDED	3W	DS1.562.G1K
	10W	DS1.562.D1K



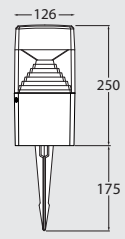

Master box: 16pcs

ESTER 250		
CCT SET LED GX53 LAMP INCLUDED	3W	DS1.558.G1K
	10W	DS1.558.D1K



Master box: 16pcs

ESTER 250 SPIKE		
CCT SET LED GX53 LAMP INCLUDED	3W	DS1.559.G1K
	10W	DS1.559.D1K



Master box: 16pcs

GARDEN CLASSIC

- 10 HALF LANTER
- 16 REVIVAL
- 46 GARDEN SMALL
- 62 GARDEN MEDIUM
- 82 GARDEN LARGE
- 98 BOLLARD

GARDEN MODERN

- 104 BOLLARD
- 132 DOWNLIGHT
- 140 UP&DOWN
- 152 FLOODLIGHT
- 162 IN-GROUND
- 168 BRICKLIGHT
- 178 BULKHEAD
- 196 POST
- 204 SOLAR MODERN
- 212 SOLAR CLASSIC
- 214 LAMPS

ELISA BOLLARD



MADE IN ITALY

DS2.564.D1K



CCT SETTABLE

3000 K 4000 K 6500 K

SDCM <6



BOLLARD

ELISA

ELISA CCT LED VERSIONS

LAMP	POWER	LUMINOUS FLUX (Φ TOTAL)	VOLTAGE RANGE	CCT SETTABLE	
	3W	410 lm	100-240V 50/60 Hz	6500K/4000K/3000K	=40W INCANDESCENT
	10W	1290 lm	100-240V 50/60 Hz	6500K/4000K/3000K	=100W INCANDESCENT

AVAILABLE COLORS

RESIN BODY (MOULDED COLOURS)			DIFFUSER
WITH WHITE RESIN REFLECTOR			

ELISA 800

CCT SET LED GX53 LAMP INCLUDED	POWER	MODEL
	3W	DS2.564.G1K
	10W	DS2.564.D1K

Master box: **6pcs**

ELISA 500

CCT SET LED GX53 LAMP INCLUDED	POWER	MODEL
	3W	DS2.563.G1K
	10W	DS2.563.D1K

Master box: **12pcs**

ELISA WALL

CCT SET LED GX53 LAMP INCLUDED	POWER	MODEL
	3W	DS2.560.G1K
	10W	DS2.560.D1K

Master box: **18pcs**

ELISA SPIKE

CCT SET LED GX53 LAMP INCLUDED	POWER	MODEL
	3W	DS2.561.G1K
	10W	DS2.561.D1K

Master box: **18pcs**

GARDEN CLASSIC

- 10 HALF LANTERN
- 16 REVIVAL
- 46 GARDEN SMALL
- 62 GARDEN MEDIUM
- 82 GARDEN LARGE
- 98 BOLLARD
- 104 BOLLARD
- 132 DOWNLIGHT
- 140 UP&DOWN
- 152 FLOODLIGHT
- 162 IN-GROUND
- 168 BRICKLIGHT
- 178 BULKHEAD
- 196 POST
- 204 SOLAR MODERN
- 212 SOLAR CLASSIC
- 214 LAMPS

GARDEN MODERN

ELISA
BOLLARD



MADE IN ITALY



DS1.564.D1K

CCT SETTABLE

3000 K 4000 K 6500 K

SDCM <6



ELISA CCT LED VERSIONS

LAMP	POWER	LUMINOUS FLUX (Φ TOTAL)	VOLTAGE RANGE	CCT SETTABLE	
GX53	3W	410 lm	100-240V 50/60 Hz	6500K/4000K/3000K	=40W INCANDESCENT
GX53	10W	1290 lm	100-240V 50/60 Hz	6500K/4000K/3000K	=100W INCANDESCENT

AVAILABLE COLORS

RESIN BODY (MOULDED COLOURS)	DIFFUSER
<p>BLACK (A) </p> <p>GREY (L) </p> <p>WHITE (W) </p>	<p>CLEAR (X) </p>

ELISA APPLIQUE

CCT SET LED GX53 LAMP INCLUDED	POWER	MODEL
3W		DS2.562.G1K
10W		DS2.562.D1K



Master box: 16pcs

ELISA 250

CCT SET LED GX53 LAMP INCLUDED	POWER	MODEL
3W		DS2.558.G1K
10W		DS2.558.D1K

Master box: 16pcs

ELISA 250 SPIKE

CCT SET LED GX53 LAMP INCLUDED	POWER	MODEL
3W		DS2.559.G1K
10W		DS2.559.D1K

Master box: 16pcs

- 10 HALF LANTER
- 16 REVIVAL
- 46 GARDEN SMALL
- 62 GARDEN MEDIUM
- 82 GARDEN LARGE
- 98 BOLLARD
- 104 BOLLARD
- 132 DOWNLIGHT
- 140 UP&DOWN
- 152 FLOODLIGHT
- 162 IN-GROUND
- 168 BRICKLIGHT
- 178 BULKHEAD
- 196 POST
- 204 SOLAR MODERN
- 212 SOLAR CLASSIC
- 214 LAMPS

GARDEN MODERN

STEVEN

BOLLARD



MADE IN ITALY



ST1.531.Z1R



BOLLARD

STEVEN

STEVEN LED VERSIONS					AVAILABLE COLORS						
LAMP	POWER	LUMINOUS FLUX UP TO	VOLTAGE RANGE	COLOUR TEMPERATURE	BODY (MOULDED COLOURS)			DIFFUSER			
	1,7W	150 lm	100-240V 50/60 Hz	4000K							
				3000K							

STEVEN

LED LAMP INCLUDED	1,7W	4000K	ST1.531.Z1L
	3000K		ST1.531.Z1R

SPIKE INSTALLATION

GROUND INSTALLATION

Master box: 10pcs

- 10 HALF LANTER
- 16 REVIVAL
- 46 GARDEN SMALL
- 62 GARDEN MEDIUM
- 82 GARDEN LARGE
- 98 BOLLARD
- 104 BOLLARD
- 132 DOWNLIGHT
- 140 UP&DOWN
- 152 FLOODLIGHT
- 162 IN-GROUND
- 168 BRICKLIGHT
- 178 BULKHEAD
- 196 POST
- 204 SOLAR MODERN
- 212 SOLAR CLASSIC
- 214 LAMPS

CARLO / CARLO DECO

BOLLARD



MADE IN ITALY



DR1.575.U1K



DR3.570.U1K



DR3.574.U1K

CCT SETTABLE

2700 K 4000 K

SDCM <3

NEW GU10 130 lumen/W



CARLO CCT LED VERSIONS

LAMP	POWER	LUMINOUS FLUX (Φ TOTAL) UP TO	VOLTAGE RANGE	CCT SETTABLE	
GU10 LED	2,9W	390 lm	100-240V 50/60 Hz	4000K/2700K	=35W HALOGEN
GU10 LED	4,8W	625 lm	100-240V 50/60 Hz	4000K/2700K	=50W HALOGEN

AVAILABLE COLORS

RESIN BODY (MOULDED COLOURS)

BLACK (A) GREY (L) WHITE (W)

DIFFUSER

CLEAR (X)

CARLO 800 **CARLO 800 DECO**

2,9W	DR1.575.U1K
4,8W	DR1.575.L1K
2,9W	DR3.575.U1K
4,8W	DR3.575.L1K

NEW GU10 130 lumen/W

Master box: **6pcs**

CARLO 400 **CARLO 400 DECO**

2,9W	DR1.574.U1K
4,8W	DR1.574.L1K
2,9W	DR3.574.U1K
4,8W	DR3.574.L1K

NEW GU10 130 lumen/W

Master box: **12pcs**

- 10 HALF LANTERN
- 16 REVIVAL
- 46 GARDEN SMALL
- 62 GARDEN MEDIUM
- 82 GARDEN LARGE
- 98 BOLLARD
- 104 BOLLARD
- 132 DOWNLIGHT
- 140 UP&DOWN
- 152 FLOODLIGHT
- 162 IN-GROUND
- 168 BRICKLIGHT
- 178 BULKHEAD
- 196 POST
- 204 SOLAR MODERN
- 212 SOLAR CLASSIC
- 214 LAMPS

CARLO / CARLO DECO

BOLLARD



CARLO CCT LED VERSIONS					
LAMP	POWER	LUMINOUS FLUX (9 TOTAL) UP TO	VOLTAGE RANGE	CCT SETTABLE	
GU10 LED	2,9W	390 lm	100-240V 50/60 Hz	4000K/2700K	= 35W HALOGEN
GU10 LED	4,8W	625 lm	100-240V 50/60 Hz	4000K/2700K	= 50W HALOGEN



CARLO 250

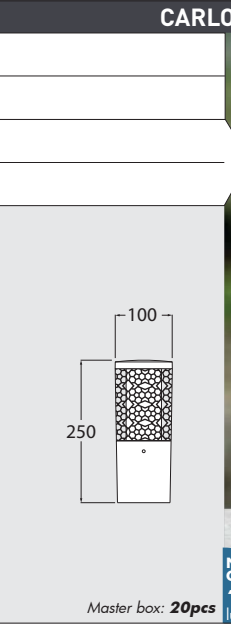
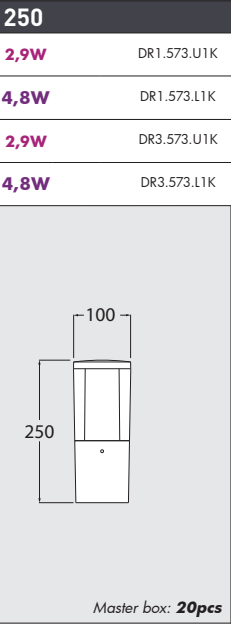
CCT SET LED GU10 LAMP INCLUDED

2,9W	DR1.573.U1K
4,8W	DR1.573.L1K
2,9W	DR3.573.U1K
4,8W	DR3.573.L1K




NEW GU10 130 lumen/W

Master box: **20pcs**



CARLO 250 DECO

CCT SET LED GU10 LAMP INCLUDED

2,9W	DR1.573.U1K
4,8W	DR1.573.L1K
2,9W	DR3.573.U1K
4,8W	DR3.573.L1K




NEW GU10 130 lumen/W

Master box: **20pcs**

CARLO SPIKE

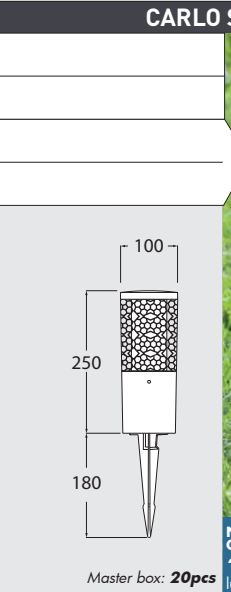
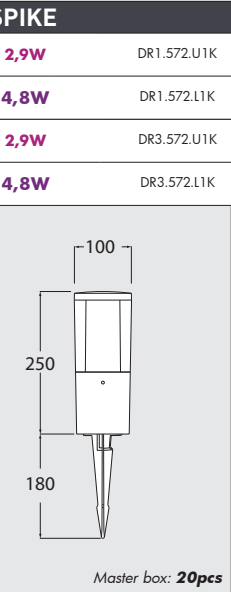
CCT SET LED GU10 LAMP INCLUDED

2,9W	DR1.572.U1K
4,8W	DR1.572.L1K
2,9W	DR3.572.U1K
4,8W	DR3.572.L1K




NEW GU10 130 lumen/W

Master box: **20pcs**



CARLO SPIKE DECO

CCT SET LED GU10 LAMP INCLUDED

2,9W	DR1.572.U1K
4,8W	DR1.572.L1K
2,9W	DR3.572.U1K
4,8W	DR3.572.L1K




NEW GU10 130 lumen/W

Master box: **20pcs**



BOLLARD

CARLO / CARLO DECO

CARLO CCT LED VERSIONS					
LAMP	POWER	LUMINOUS FLUX (9 TOTAL) UP TO	VOLTAGE RANGE	CCT SETTABLE	
GU10 LED	2,9W	390 lm	100-240V 50/60 Hz	4000K/2700K	= 35W HALOGEN
GU10 LED	4,8W	625 lm	100-240V 50/60 Hz	4000K/2700K	= 50W HALOGEN

AVAILABLE COLORS		
RESIN BODY (MOULDED COLOURS)		
BLACK (A)	GREY (L)	WHITE (W)
DIFFUSER		
CLEAR (X)		

CARLO WALL

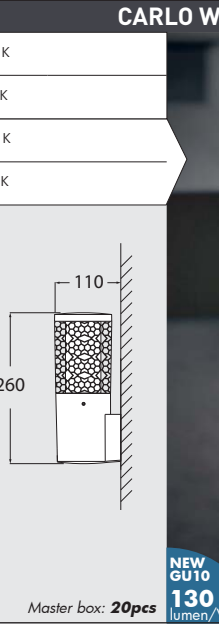
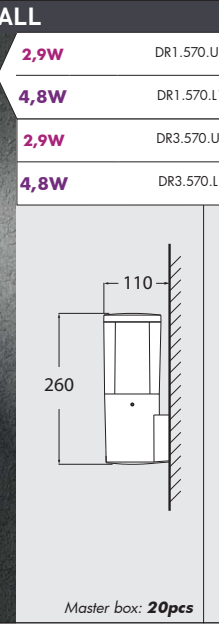
CCT SET LED GU10 LAMP INCLUDED

2,9W	DR1.570.U1K
4,8W	DR1.570.L1K
2,9W	DR3.570.U1K
4,8W	DR3.570.L1K




NEW GU10 130 lumen/W

Master box: **20pcs**



CARLO WALL DECO

CCT SET LED GU10 LAMP INCLUDED

2,9W	DR1.570.U1K
4,8W	DR1.570.L1K
2,9W	DR3.570.U1K
4,8W	DR3.570.L1K




NEW GU10 130 lumen/W

Master box: **20pcs**

CARLO-FS

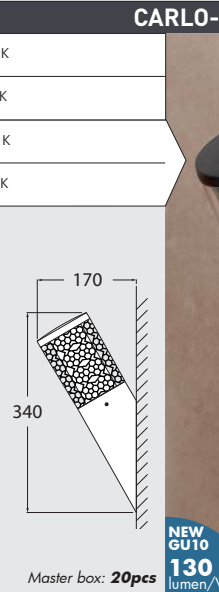
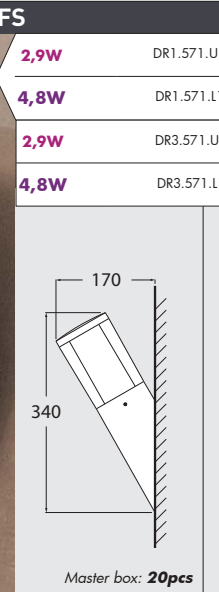
CCT SET LED GU10 LAMP INCLUDED

2,9W	DR1.571.U1K
4,8W	DR1.571.L1K
2,9W	DR3.571.U1K
4,8W	DR3.571.L1K




NEW GU10 130 lumen/W

Master box: **20pcs**



CARLO-FS DECO

CCT SET LED GU10 LAMP INCLUDED

2,9W	DR1.571.U1K
4,8W	DR1.571.L1K
2,9W	DR3.571.U1K
4,8W	DR3.571.L1K




NEW GU10 130 lumen/W

Master box: **20pcs**

10	HALF LANTERN
16	REVIVAL
46	GARDEN SMALL
62	GARDEN MEDIUM
82	GARDEN LARGE
98	BOLLARD
104	BOLLARD
132	DOWNLIGHT
140	UP&DOWN
152	FLOODLIGHT
162	IN-GROUND
168	BRICKLIGHT
178	BULKHEAD
196	POST
204	SOLAR MODERN
212	SOLAR CLASSIC
214	LAMPS

AMELIA BOLLARD



MADE IN ITALY

CCT SET

8,5W	11W
920 lm	1200 lm
2700 K	4000 K
	6500 K

More details at page 215



DR2.575.V1K

CCT SETTABLE

SDCM <6

2700 K 4000 K 6500 K



AMELIA

AMELIA CCT LED VERSIONS				
LAMP	POWER	LUMINOUS FLUX UP TO	VOLTAGE RANGE	COLOUR TEMPERATURE
	8,5W	920 lm	100-240V 50/60 Hz	6500K/4000K/2700K
	=60W			INCANDESCENT
	11W	1200 lm	100-240V 50/60 Hz	6500K/4000K/2700K
	=75W			INCANDESCENT

AVAILABLE COLORS

RESIN BODY (MOULDED COLOURS)

BLACK (A) GREY (L) WHITE (W)

DIFFUSER

OPAL (V)

AMELIA 800	
8,5W	DR2.575.V1K
11W	DR2.575.T1K

AMELIA 400	
8,5W	DR2.574.V1K
11W	DR2.574.T1K

Master box: **6pcs**

Master box: **12pcs**

AMELIA 250	
8,5W	DR2.573.V1K
11W	DR2.573.T1K

AMELIA SPIKE	
8,5W	DR2.572.V1K
11W	DR2.572.T1K

Master box: **20pcs**

Master box: **20pcs**

GARDEN CLASSIC

- 10 HALF LANTERN
- 16 REVIVAL
- 46 GARDEN SMALL
- 62 GARDEN MEDIUM
- 82 GARDEN LARGE
- 98 BOLLARD
- 104 BOLLARD
- 132 DOWNLIGHT
- 140 UP&DOWN
- 152 FLOODLIGHT
- 162 IN-GROUND
- 168 BRICKLIGHT
- 178 BULKHEAD
- 196 POST
- 204 SOLAR MODERN
- 212 SOLAR CLASSIC
- 214 LAMPS

GARDEN MODERN

AMELIA WALL LAMP



MADE IN ITALY



DR2.570.V1K

CCT SETTABLE

SDCM <6

2700 K 4000 K 6500 K



AMELIA CCT LED VERSIONS					
LAMP	POWER	LUMINOUS FLUX UP TO	VOLTAGE RANGE	COLOUR TEMPERATURE	
	8,5W	920 lm	100-240V 50/60 Hz	6500K/4000K/2700K	=60W INCANDESCENT
	11W	1200 lm	100-240V 50/60 Hz	6500K/4000K/2700K	=75W INCANDESCENT

AVAILABLE COLORS

RESIN BODY (MOULDED COLOURS)

BLACK (A) GREY (L) WHITE (W)

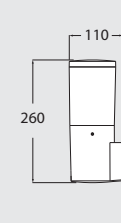
DIFFUSER

OPAL (V)

AMELIA WALL



8,5W		DR2.570.V1K
11W		DR2.570.T1K



Master box: **20pcs**

AMELIA-FS



8,5W		DR2.571.V1K
11W		DR2.571.T1K



Master box: **20pcs**

GARDEN CLASSIC

- 10 HALF LANTERN
- 16 REVIVAL
- 46 GARDEN SMALL
- 62 GARDEN MEDIUM
- 82 GARDEN LARGE
- 98 BOLLARD
- 104 BOLLARD
- 132 DOWNLIGHT
- 140 UP&DOWN
- 152 FLOODLIGHT
- 162 IN-GROUND
- 168 BRICKLIGHT
- 178 BULKHEAD
- 196 POST
- 204 SOLAR MODERN
- 212 SOLAR CLASSIC
- 214 LAMPS

GABRI-MINIGABRI REMI/LUCIA

BOLLARD



MADE IN ITALY

NEW GX53 LED Ø160

WATT SETTABLE
15 W 9 W

CCT SETTABLE
2700 K 4000 K

15W 1940 lm

More details at page 211



1R3.613.X10.E27

NEW GX53 144 lumen/W

POWER SETTABLE
15W 9W

CCT SETTABLE
2700 K 4000 K

SDCM <6



GABRI-MINIGABRI REMI/LUCIA

NEW LED BULKHEAD GX53-CCT & WATT SETTABLE

LAMP	POWER SETTABLE	LUMINOUS FLUX UP TO	VOLTAGE RANGE	CCT SETTABLE
	15W WATT SET	1940 lm	100-240V 50/60 Hz	4000K/2700K CCT SET
	9W eco mode	1300 lm		=150W INCANDESCENT =100W INCANDESCENT

AVAILABLE COLORS

RESIN BODY (MOULDED COLOURS)	DIFFUSER
BLACK (A)	ORAL (V)
GREY (L)	
WHITE (W)	

GABRI REMI/LUCIA 1L

	LUCIA 1R3	LUCIA-EL 2R3	LUCIA-GD 3R3
E27	1R3.613.X10.E27	2R3.613.X10.E27	3R3.613.X10.E27
	1R3.613.X10.E1P	2R3.613.X10.E1P	3R3.613.X10.E1P

NEW VERSION

GABRI REMI/LUCIA 2L

	LUCIA 1R3	LUCIA-EL 2R3	LUCIA-GD 3R3
E27	1R3.613.X20.E27	2R3.613.X20.E27	3R3.613.X20.E27
	1R3.613.X20.E1P	2R3.613.X20.E1P	3R3.613.X20.E1P

NEW VERSION

MINIGABRI REMI/LUCIA 1L

	LUCIA 1R3	LUCIA-EL 2R3	LUCIA-GD 3R3
E27	1R3.612.X10.E27	2R3.612.X10.E27	3R3.612.X10.E27
	1R3.612.X10.E1P	2R3.612.X10.E1P	3R3.612.X10.E1P

NEW VERSION

MINIGABRI REMI/LUCIA 2L

	LUCIA 1R3	LUCIA-EL 2R3	LUCIA-GD 3R3
E27	1R3.612.X20.E27	2R3.612.X20.E27	3R3.612.X20.E27
	1R3.612.X20.E1P	2R3.612.X20.E1P	3R3.612.X20.E1P

NEW VERSION

MADE IN ITALY

- 10 HALF LANTERN
- 16 REVIVAL
- 46 GARDEN SMALL
- 62 GARDEN MEDIUM
- 82 GARDEN LARGE
- 98 BOLLARD
- 104 BOLLARD
- 132 DOWNLIGHT
- 140 UP&DOWN
- 152 FLOODLIGHT
- 162 IN-GROUND
- 168 BRICKLIGHT
- 178 BULKHEAD
- 196 POST
- 204 SOLAR MODERN
- 212 SOLAR CLASSIC
- 214 LAMPS

GABRI-MINIGABRI REMI/MADDI

BOLLARD



NEW GX53 LED Ø160

WATT SETTABLE
15 W 9 W

CCT SETTABLE
2700 K 4000 K

15W 1940 lm

More details at page 211



MADE IN ITALY



1V3.613.X20.E27

POWER SETTABLE
15W 9W

CCT SETTABLE
2700 K 4000 K

NEW GX53 144 lumen/W



GABRI-MINIGABRI REMI/MADDI

NEW LED BULKHEAD GX53-CCT & WATT SETTABLE

LAMP	POWER SETTABLE	LUMINOUS FLUX UP TO	VOLTAGE RANGE	CCT SETTABLE	
	15W WATT SET	1940 lm	100-240V 50/60 Hz	4000K/2700K CCT SET	=150W INCANDESCENT
	9W eco mode	1300 lm			=100W INCANDESCENT

AVAILABLE COLORS

RESIN BODY (MOULDED COLOURS)	DIFFUSER				
<table border="1"> <tr> <td>BLACK (A)</td> <td>GREY (L)</td> <td>WHITE (W)</td> </tr> </table>	BLACK (A)	GREY (L)	WHITE (W)	<table border="1"> <tr> <td>ORAL (V)</td> </tr> </table>	ORAL (V)
BLACK (A)	GREY (L)	WHITE (W)			
ORAL (V)					

GABRI REMI/MADDI 1L

	MADDI 1V3	MADDIVE 2V3	MADDIHL 3V3
E27	1V3.613.X10.E27	2V3.613.X10.E27	3V3.613.X10.E27
NEW VERSION	1V3.613.X10.E1P	2V3.613.X10.E1P	3V3.613.X10.E1P

NEW VERSION GX53 LED 15W CCT SET WATT SET

GABRI REMI/MADDI 2L

	MADDI 1V3	MADDIVE 2V3	MADDIHL 3V3
E27	1V3.613.X20.E27	2V3.613.X20.E27	3V3.613.X20.E27
NEW VERSION	1V3.613.X20.E1P	2V3.613.X20.E1P	3V3.613.X20.E1P

NEW VERSION GX53 LED 15W CCT SET WATT SET

MINIGABRI REMI/MADDI 1L

	MADDI 1V3	MADDIVE 2V3	MADDIHL 3V3
E27	1V3.612.X10.E27	2V3.612.X10.E27	3V3.612.X10.E27
NEW VERSION	1V3.612.X10.E1P	2V3.612.X10.E1P	3V3.612.X10.E1P

NEW VERSION GX53 LED 15W CCT SET WATT SET

MINIGABRI REMI/MADDI 2L

	MADDI 1V3	MADDIVE 2V3	MADDIHL 3V3
E27	1V3.612.X20.E27	2V3.612.X20.E27	3V3.612.X20.E27
NEW VERSION	1V3.612.X20.E1P	2V3.612.X20.E1P	3V3.612.X20.E1P

NEW VERSION GX53 LED 15W CCT SET WATT SET

GARDEN CLASSIC

- 10 HALF LANTERN
- 16 REVIVAL
- 46 GARDEN SMALL
- 62 GARDEN MEDIUM
- 82 GARDEN LARGE
- 98 BOLLARD
- 104 BOLLARD
- 132 DOWNLIGHT
- 140 UP&DOWN
- 152 FLOODLIGHT
- 162 IN-GROUND
- 168 BRICKLIGHT
- 178 BULKHEAD
- 196 POST
- 204 SOLAR MODERN
- 212 SOLAR CLASSIC
- 214 LAMPS

GARDEN MODERN

PINELA-MINIPINELA

BOLLARD



MADE IN ITALY



2N1.613.010.P27

CCT SETTABLE

3000 K 4000 K 6500 K

SDCM <6



GERMANA LED VERSIONS				
LAMP	POWER	LUMINOUS FLUX (Φ TOTAL)	VOLTAGE RANGE	CCT SETTABLE
2x Øx56	2x3W 6W	820 lm	100-240V 50/60 Hz	6500K/4000K/3000K =75W INCANDESCENT
2x Øx56	2x10W 20W	2570 lm	100-240V 50/60 Hz	6500K/4000K/3000K =150W INCANDESCENT

AVAILABLE COLORS		
RESIN BODY (MOULDED COLOURS)		DIFFUSER
BLACK (A)	GREY (L)	WHITE (W)
		OPAL (Y)

PINELA 1L

E27		2N1.613.010.P27
2x3W 6W	CCT SET	2N1.613.010.G2K
2x10W 20W	CCT SET	2N1.613.010.D2K

PINELA 2L

E27		2N1.613.020.P27
2x3W 6W	CCT SET	2N1.613.020.G2K
2x10W 20W	CCT SET	2N1.613.020.D2K

MINIPINELA 1L

E27		2N1.612.010.P27
2x3W 6W	CCT SET	2N1.612.010.G2K
2x10W 20W	CCT SET	2N1.612.010.D2K

MINIPINELA 2L

E27		2N1.612.020.P27
2x3W 6W	CCT SET	2N1.612.020.G2K
2x10W 20W	CCT SET	2N1.612.020.D2K

GARDEN CLASSIC

- 10 HALF LANTERN
- 16 REVIVAL
- 46 GARDEN SMALL
- 62 GARDEN MEDIUM
- 82 GARDEN LARGE
- 98 BOLLARD
- 104 BOLLARD
- 132 DOWNLIGHT
- 140 UP&DOWN
- 152 FLOODLIGHT
- 162 IN-GROUND
- 168 BRICKLIGHT
- 178 BULKHEAD
- 196 POST
- 204 SOLAR MODERN
- 212 SOLAR CLASSIC
- 214 LAMPS

TERESA RANGE

DOWNLIGHT / DECKLIGHT



MADE IN ITALY



NEW GU10 130 lumen/W

NEW GX53 144 lumen/W

TERESA 50
G9

TERESA 90
GU10

TERESA 160
GX53

TERESA 260
GX53 **NEW VERSION**
E27
E27+SENSOR



TERESA 50 LED VERSIONS				AVAILABLE COLORS					
LAMP	POWER	LUMINOUS FLUX UP TO	VOLTAGE RANGE	COVER (MOULDED COLOURS)			DIFFUSER		
	1,7W	150 lm	100-240V 50/60 Hz	4000K	BLACK (A)	GREY (L)	WHITE (W)	FROSTED (X)	BLUE (U)
				3000K			GREEN (N)	ORANGE (R)	

TERESA 50

4000K	210.000.Z1L
3000K	210.000.Z1R

IP67 LED G9 LAMP INCLUDED

Master box: **75pcs**

TERESA 50 SQUARE

4000K	214.000.Z1L
3000K	214.000.Z1R

IP67 LED G9 LAMP INCLUDED

Master box: **75pcs**

TERESA 50 1L

4000K	211.000.Z1L
3000K	211.000.Z1R

IP67 LED G9 LAMP INCLUDED

Master box: **75pcs**

TERESA 50 2L

4000K	212.000.Z1L
3000K	212.000.Z1R

IP67 LED G9 LAMP INCLUDED

Master box: **75pcs**

- 10 HALF LANTERN
- 16 REVIVAL
- 46 GARDEN SMALL
- 62 GARDEN MEDIUM
- 82 GARDEN LARGE
- 98 BOLLARD
- 104 BOLLARD
- 132 DOWNLIGHT
- 140 UP&DOWN
- 152 FLOODLIGHT
- 162 IN-GROUND
- 168 BRICKLIGHT
- 178 BULKHEAD
- 196 POST
- 204 SOLAR MODERN
- 212 SOLAR CLASSIC
- 214 LAMPS

TERESA 90 LED VERSIONS					
LAMP	POWER	LUMINOUS FLUX (Φ TOTAL) UP TO	VOLTAGE RANGE	CCT SETTABLE	
GU10 LED	2,9W	390 lm	100-240V 50/60 Hz	4000K/2700K	= 35W HALOGEN
GU10 LED	4,8W	625 lm	100-240V 50/60 Hz	4000K/2700K	= 50W HALOGEN

AVAILABLE COLORS			DIFFUSER
RESIN BODY (MOLDED COLOURS)			
BLACK (A)	GREY (L)	WHITE (W)	OPAL (Y)

NEW GU10
130 lumen/W

TERESA 90		
GU10 lampholder	3L1.000.GU1	SMART PACK
CCT SET LED GU10 LAMP INCLUDED	2,9W	3L0.000.U1K
	4,8W	3L0.000.L1K

Standard Master box: **40pcs**
Smart Pack Master box: **100pcs**

TERESA 90 - AVAILABLE VERSIONS

TERESA 90 SINGLE BOX - LAMP INCLUDED

+

GU10 LAMP INCLUDED

cbm: **0,09**
Master box: **40 pcs**

TERESA 90 GU10 SMART PACK

5x TERESA 90 GU10

SAVE 37% VOLUME

- Save **37%** volume
- ECO-friendly packaging
- Film wrapped items

cbm: **0,14**
Master box: **5X20=100 pcs**

TERESA 160 CCT LED VERSIONS				
LAMP	POWER	LUMINOUS FLUX (Φ TOTAL)	VOLTAGE RANGE	CCT SETTABLE
GX53	3W	410 lm	100-240V 50/60 Hz	6500K/4000K/3000K = 40W INCANDESCENT
GX53	10W	1290 lm	100-240V 50/60 Hz	6500K/4000K/3000K = 100W INCANDESCENT

NEW LED BULKHEAD GX53-CCT & WATT SETTABLE				
LAMP	POWER SETTABLE	LUMINOUS FLUX UP TO	VOLTAGE RANGE	CCT SETTABLE
GX53 LED	15W	1940 lm	100-240V 50/60 Hz	4000K/2700K
WATT SET	9W	1300 lm		

IP55

TERESA 160		
3W		4L0.000.G1K
10W	CCT SET	4L0.000.D1K

Master box: **18pcs**

IP55

TERESA 260		
E27 lampholder		5L0.000.P27
NEW VERSION GX53 LED 15W	CCT SET	5L0.000.E1P

Master box: **16pcs**

SUPPLIED FULLY PRE-WIRED

NEW

GX53 LED

NEW GX53 144 lumen/W

NEW VERSION

E27

E27+SENSOR

WITH SENSOR (E27) 220-240V (ES7)

10	HALF LANTERN
16	REVIVAL
46	GARDEN SMALL
62	GARDEN MEDIUM
82	GARDEN LARGE
98	BOLLARD
104	BOLLARD
132	DOWNLIGHT
140	UP&DOWN
152	FLOODLIGHT
162	IN-GROUND
168	BRICKLIGHT
178	BULKHEAD
196	POST
204	SOLAR MODERN
212	SOLAR CLASSIC
214	LAMPS

LIVIA RANGE DOWNLIGHT



MADE IN ITALY



1A9.000.Z1L

AVAILABLE COLORS			
RESIN BODY <small>(MOULDED COLOURS)</small>			DIFFUSER
BLACK (A)	GREY (L)	WHITE (W)	FROSTED (X)



DOWNLIGHT

LIVIA RANGE

LIVIA 60 LED VERSIONS					NEW VERSION	LIVIA 90 CCT LED VERSIONS				
LAMP	POWER	LUMINOUS FLUX UP TO	VOLTAGE RANGE	COLOUR TEMPERATURE		LAMP	POWER	LUMINOUS FLUX (ID TOTAL) UP TO	VOLTAGE RANGE	CCT SETTABLE
	1,7W	150 lm	100-240V 50/60 Hz	4000K		2,9W	390 lm	100-240V 50/60 Hz	4000K/2700K	=35W HALOGEN
				3000K						

LIVIA 60

	1,7W	4000K	1A9.000.Z1L
	3000K	1A9.000.Z1R	

Master box: **75pcs**

LIVIA 90

	2,9W	2A9.000.U1K
	4,8W	2A9.000.L1K

Master box: **30pcs**

NEW GU10
130
lumen/W

GARDEN CLASSIC

- 10 HALF LANTERN
- 16 REVIVAL
- 46 GARDEN SMALL
- 62 GARDEN MEDIUM
- 82 GARDEN LARGE
- 98 BOLLARD
- 104 BOLLARD
- 132 DOWNLIGHT
- 140 UP&DOWN

GARDEN MODERN

- 152 FLOODLIGHT
- 162 IN-GROUND
- 168 BRICKLIGHT
- 178 BULKHEAD
- 196 POST
- 204 SOLAR MODERN
- 212 SOLAR CLASSIC
- 214 LAMPS

LIVIA RANGE

DOWNLIGHT



MADE IN ITALY



3A9.000.G1K

AVAILABLE COLORS			
RESIN BODY <small>(MOULDED COLOURS)</small>		DIFFUSER	
BLACK (A)	GREY (L)	WHITE (W)	FROSTED (X)



LIVIA 160 CCT LED VERSIONS					LIVIA 180 CCT LED VERSIONS				
LAMP	POWER	LUMINOUS FLUX (Φ TOTAL)	VOLTAGE RANGE	CCT SETTABLE	LAMP	POWER	LUMINOUS FLUX UP TO	VOLTAGE RANGE	CCT SETTABLE
	3W	410 lm	100-240V 50/60 Hz	6500K/4000K/3000K =40W INCANDESCENT		15W	1690 lm	100-240V 50/60 Hz	3000K/ 4000K =50W HIGI-SON
	10W	1290 lm	100-240V 50/60 Hz	6500K/4000K/3000K =100W INCANDESCENT		30W	3620 lm	100-240V 50/60 Hz	3000K/ 4000K =70W HIGI-SON

LIVIA 160

	3W	3A9.000.G1K
	10W	3A9.000.D1K

Master box: **18pcs**

LIVIA 180

	15W	4A9.000.R1K
	30W	4A9.000.Q1K

Master box: **12pcs**

CCT SETTABLE

SDCM <6

3000 K 4000 K

- 10 HALF LANTER
- 16 REVIVAL
- 46 GARDEN SMALL
- 62 GARDEN MEDIUM
- 82 GARDEN LARGE
- 98 BOLLARD
- 104 BOLLARD
- 132 DOWNLIGHT
- 140 UP&DOWN
- 152 FLOODLIGHT
- 162 IN-GROUND
- 168 BRICKLIGHT
- 178 BULKHEAD
- 196 POST
- 204 SOLAR MODERN
- 212 SOLAR CLASSIC
- 214 LAMPS

MAMETE

UP & DOWN



MADE IN ITALY



WALL INSTALLATION

2A3.000.Z1L




1A3.000.Z1L

GROUND INSTALLATION



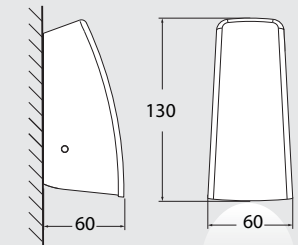
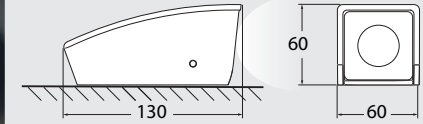
MAMETE LED VERSIONS				AVAILABLE COLORS							
LAMP	POWER	LUMINOUS FLUX UP TO	VOLTAGE RANGE	BODY (MOULDED COLOURS)			DIFFUSER				
	1,7W	150 lm	100-240V 50/60 Hz	4000K							
				3000K							

MAMETE SQUARE



LED LAMP INCLUDED

4000K 1A3.000.Z1L
3000K 1A3.000.Z1R



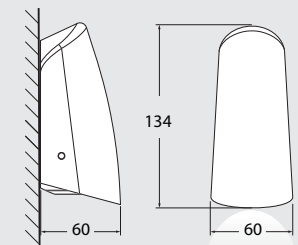
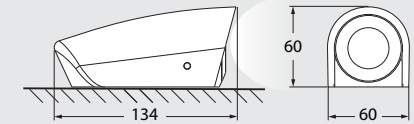
Master box: 50pcs

MAMETE ROUND



LED LAMP INCLUDED

4000K 2A3.000.Z1L
3000K 2A3.000.Z1R



Master box: 50pcs

- 10 HALF LANTER
- 16 REVIVAL
- 46 GARDEN SMALL
- 62 GARDEN MEDIUM
- 82 GARDEN LARGE
- 98 BOLLARD
- 104 BOLLARD
- 132 DOWNLIGHT
- 140 UP&DOWN
- 152 FLOODLIGHT
- 162 IN-GROUND
- 168 BRICKLIGHT
- 178 BULKHEAD
- 196 POST
- 204 SOLAR MODERN
- 212 SOLAR CLASSIC
- 214 LAMPS

ABRAM RANGE

UP&DOWN



MADE IN ITALY



AB1.000.J1K

CCT SETTABLE

2700 K 4000 K 6500 K

SDCM <6



ABRAM LED VERSIONS			
LAMP	POWER	LUMINOUS FLUX UP TO	VOLTAGE RANGE
R7s LED	3,5W	365 lm	100-240V 50/60 Hz
R7s LED	7,5W	790 lm	100-240V 50/60 Hz
R7s LED	10,5W	1160 lm	100-240V 50/60 Hz

RESIN BODY (MOULDED COLOURS)			DIFFUSER
BLACK (A)	GREY (L)	WHITE (W)	CLEAR (X)

ABRAM 150

CCT SET LED R7s LAMP INCLUDED **3,5W** AB1.000.J1K

Master box: **30pcs**

ABRAM 190

CCT SET LED R7s LAMP INCLUDED **7,5W** AB2.000.K1K

Master box: **30pcs**

ABRAM 270

CCT SET LED R7s LAMP INCLUDED **10,5W** AB3.000.P1K

Master box: **14pcs**

- 10 HALF LANTER
- 16 REVIVAL
- 46 GARDEN SMALL
- 62 GARDEN MEDIUM
- 82 GARDEN LARGE
- 98 BOLLARD
- 104 BOLLARD
- 132 DOWNLIGHT
- 140 UP&DOWN
- 152 FLOODLIGHT
- 162 IN-GROUND
- 168 BRICKLIGHT
- 178 BULKHEAD
- 196 POST
- 204 SOLAR MODERN
- 212 SOLAR CLASSIC
- 214 LAMPS

FRANCA 90

UP&DOWN



MADE IN ITALY



CCT SETTABLE

NEW GU10 130 lumen/W

2700 K 4000 K

SDCM <3



UP&DOWN

FRANCA 90

FRANCA 90 CCT LED VERSIONS

LAMP	POWER	LUMINOUS FLUX (Φ TOTAL UP TO)	VOLTAGE RANGE	CCT SETTABLE	
FRANCA 90 1L	2,9W	390 lm	100-240V 50/60 Hz	4000K/2700K	=35W HALOGEN
FRANCA 90 1L	4,8W	625 lm	100-240V 50/60 Hz	4000K/2700K	=50W HALOGEN
FRANCA 90 2L	2x 2,9W 5,8W	780 lm	100-240V 50/60 Hz	4000K/2700K	=2 x 35W HALOGEN
FRANCA 90 2L	2x 4,8W 9,6W	1250 lm	100-240V 50/60 Hz	4000K/2700K	=2 x 50W HALOGEN

AVAILABLE COLORS

BODY (MOULDED COLOURS)

BLACK (A) GREY (L) WHITE (W)

DIFFUSER

FROSTED (X) BLUE (U)
GREEN (N) ORANGE (R)

FRANCA 90

CCT SET LED GU10 LAMP INCLUDED	POWER	MODEL
2,9W	3A7.000.U1K	
4,8W	3A7.000.L1K	

NEW GU10 130 lumen/W

Master box: 30pcs

FRANCA 90 SPIKE

CCT SET LED GU10 LAMP INCLUDED	POWER	MODEL
2,9W	3A7.001.U1K	
4,8W	3A7.001.L1K	

NEW GU10 130 lumen/W

Master box: 30pcs

FRANCA 90-1L WALL

CCT SET LED GU10 LAMP INCLUDED	POWER	MODEL
2,9W	3A7.002.U1K	
4,8W	3A7.002.L1K	

NEW GU10 130 lumen/W

Master box: 30pcs

FRANCA 90-2L WALL

CCT SET LED GU10 LAMP INCLUDED	POWER	MODEL
2x2,9W 5,8W	3A7.003.U2K	
2x4,8W 9,6W	3A7.003.L2K	

NEW GU10 130 lumen/W

Master box: 20pcs

- 10 HALF LANTER
- 16 REVIVAL
- 46 GARDEN SMALL
- 62 GARDEN MEDIUM
- 82 GARDEN LARGE
- 98 BOLLARD
- 104 BOLLARD
- 132 DOWNLIGHT
- 140 UP&DOWN
- 152 FLOODLIGHT
- 162 IN-GROUND
- 168 BRICKLIGHT
- 178 BULKHEAD
- 196 POST
- 204 SOLAR MODERN
- 212 SOLAR CLASSIC
- 214 LAMPS

MARTA 90

UP&DOWN



MADE IN ITALY



1A4.000.U1K

CCT SETTABLE

NEW GU10 130 lumen/W

SDCM < 3

2700 K 4000 K



MARTA 90 CCT LED VERSIONS

LAMP	POWER	LUMINOUS FLUX (Ø TOTAL LUP TO)	VOLTAGE RANGE	CCT SETTABLE	
MARTA 90 1L	2,9W	390 lm	100-240V 50/60 Hz	4000K/2700K	=35W HALOGEN
	4,8W	625 lm	100-240V 50/60 Hz	4000K/2700K	=50W HALOGEN
MARTA 90 2L	2x 2,9W 5,8W	780 lm	100-240V 50/60 Hz	4000K/2700K	=2 x 35W HALOGEN
	2x 4,8W 9,6W	1250 lm	100-240V 50/60 Hz	4000K/2700K	=2 x 50W HALOGEN

AVAILABLE COLORS

BODY (MOULDED COLOURS)

BLACK (A) GREY (L) WHITE (W)

DIFFUSER

FROSTED (X) BLUE (U)

GREEN (N) ORANGE (R)

MARTA90 1L

CCT SET LED GU10 LAMP INCLUDED

2,9W	1A4.000.U1K
4,8W	1A4.000.L1K

Master box: **36pcs**

MARTA90 2L

CCT SET LED GU10 LAMP INCLUDED

2x2,9W 5,8W	2A4.000.U2K
2x4,8W 9,6W	2A4.000.L2K

Master box: **36pcs**

- 10 HALF LANTER
- 16 REVIVAL
- 46 GARDEN SMALL
- 62 GARDEN MEDIUM
- 82 GARDEN LARGE
- 98 BOLLARD
- 104 BOLLARD
- 132 DOWNLIGHT
- 140 UP&DOWN
- 152 FLOODLIGHT
- 162 IN-GROUND
- 168 BRICKLIGHT
- 178 BULKHEAD
- 196 POST
- 204 SOLAR MODERN
- 212 SOLAR CLASSIC
- 214 LAMPS

MARTA 160

UP&DOWN



MADE IN ITALY



1A6.000.G1K

CCT SETTABLE

SDCM <6

3000 K 4000 K 6500 K



MARTA 160 CCT LED VERSIONS				
LAMP	POWER	LUMINOUS FLUX (Φ TOTAL)	VOLTAGE RANGE	CCT SETTABLE
MARTA160 1L 	3W	410 lm	100-240V 50/60 Hz	6500K/4000K/3000K =40W INCANDESCENT
	10W	1290 lm	100-240V 50/60 Hz	6500K/4000K/3000K =100W INCANDESCENT
MARTA160 2L 	2x3W 6W	820 lm	100-240V 50/60 Hz	6500K/4000K/3000K =2x40W INCANDESCENT
	2x10W 20W	2580 lm	100-240V 50/60 Hz	6500K/4000K/3000K =2x100W INCANDESCENT

AVAILABLE COLORS

BODY (MOULDED COLOURS)

BLACK (A) GREY (L) WHITE (W)

DIFFUSER

FROSTED (X) BLUE (U)

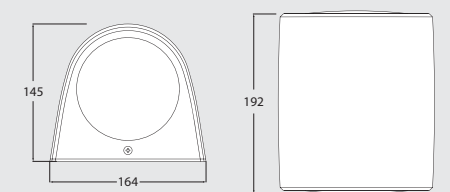
GREEN (N) ORANGE (R)

MARTA160 1L



E27	1A6.000.E27
3W	1A6.000.G1K
10W	1A6.000.D1K

CCT SET
LED
GX53
LAMP
INCLUDED



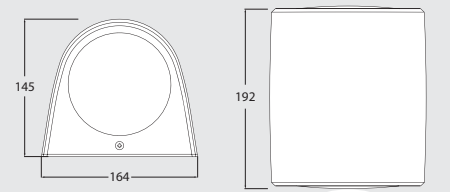
Master box: 18pcs

MARTA160 2L



2x3W 6W	2A6.000.G2K
2x10W 20W	2A6.000.D2K

CCT SET
LED
GX53
LAMP
INCLUDED



Master box: 18pcs

GARDEN CLASSIC

10 HALF LANTERN

16 REVIVAL

46 GARDEN SMALL

62 GARDEN MEDIUM

82 GARDEN LARGE

98 BOLLARD

GARDEN MODERN

104 BOLLARD

132 DOWNLIGHT

140 UP&DOWN

152 FLOODLIGHT

162 IN-GROUND

168 BRICKLIGHT

178 BULKHEAD

196 POST

204 SOLAR MODERN

212 SOLAR CLASSIC

214 LAMPS

FRANCY

UP&DOWN



MADE IN ITALY

6,5W	8,5W	11W
800 lm	920 lm	1200 lm
2700 K	2700 K	4000 K
		6500 K

More details at page 215



1A1.000.F1R

SMART PACK AVAILABLE

- Save 40% volume
- ECO-friendly packaging
- Film wrapped items

SAVE 40% VOLUME

cbm: 0,14 Master box: 24 pcs	cbm: 0,15 Master box: 42 pcs
---------------------------------	---------------------------------

SUPPLIED FULLY PRE-WIRED

2X GX53 LED	FILAMENT LED	CCT LED	E27	E27 + SENSOR

WITH SENSOR)) 220-240V (E27)



FRANCY LED VERSIONS					
LAMP	POWER	LUMINOUS FLUX UP TD	VOLTAGE RANGE	COLOUR TEMPERATURE	
	6,5W	800 lm	100-240V 50/60 Hz	2700K	=60W INCANDESCENT
	8,5W	920 lm	100-240V 50/60 Hz	6500K/4000K/2700K	=60W INCANDESCENT
2x	2x3W 6W	820 lm (Ø TOTAL)	100-240V 50/60 Hz	6500K/4000K/3000K	=75W INCANDESCENT

AVAILABLE COLORS			
RESIN BODY (MOULDED COLOURS)			DIFFUSER
BLACK (A)	GREY (L)	WHITE (W)	OPAL (Y)

FRANCY

E27	1A2.000.E27	SMART PACK
E27	1A1.000.E27	SINGLE BOX
LED E27 LAMP INCLUDED	6,5W FILAMENT LED 2700K	1A1.000.F1R SINGLE BOX
	8,5W CCT SET	1A1.000.V1K SINGLE BOX

Standard Master box: **24pcs**
Smart Pack Master box: **42pcs**

FRANCY-OP

E27	2A2.000.E27	SMART PACK
E27	2A1.000.E27	SINGLE BOX
LED LAMP INCLUDED	6,5W FILAMENT LED 2700K	2A1.000.F1R SINGLE BOX
	2x3W 6W CCT SET	2A1.000.G2K SINGLE BOX

Standard Master box: **24pcs**
Smart Pack Master box: **42pcs**

GARDEN CLASSIC

- 10 HALF LANTER
- 16 REVIVAL
- 46 GARDEN SMALL
- 62 GARDEN MEDIUM
- 82 GARDEN LARGE
- 98 BOLLARD
- 104 BOLLARD
- 132 DOWNLIGHT
- 140 UP&DOWN
- 152 FLOODLIGHT
- 162 IN-GROUND
- 168 BRICKLIGHT
- 178 BULKHEAD
- 196 POST
- 204 SOLAR MODERN
- 212 SOLAR CLASSIC
- 214 LAMPS

MINITOMMY FLOODLIGHT



MADE IN ITALY



1M1.001.U1K

CCT SETTABLE

NEW GU10 130 lumen/W

2700 K 4000 K

SDCM <3



NEW VERSION	MINITOMMY LED VERSIONS					AVAILABLE COLORS				
	LAMP	POWER	LUMINOUS FLUX (P TOTAL LUP TO)	VOLTAGE RANGE	CCT SETTABLE	COVER (MOULDED COLOURS)			DIFFUSER	
MINITOMMY TL	GU10 LED	2,9W	390 lm	100-240V 50/60 Hz	4000K/2700K	BLACK (A)	GREY (L)	WHITE (W)	FROSTED (X)	BLUE (U)
MINITOMMY TL	GU10 LED	4,8W	625 lm	100-240V 50/60 Hz	4000K/2700K				GREEN (N)	ORANGE (R)
MINITOMMY FL	2X GU10 LED	2x 2,9W 5,8W	780 lm	100-240V 50/60 Hz	4000K/2700K					
MINITOMMY FL	2X GU10 LED	2x 4,8W 9,6W	1250 lm	100-240V 50/60 Hz	4000K/2700K					

	MINITOMMY	MINITOMMY SPIKE
NEW GU10 130 lumen/W	2,9W 1M1.000.U1K 4,8W 1M1.000.L1K	2,9W 1M1.001.U1K 4,8W 1M1.001.L1K
	Master box: 30pcs	Master box: 30pcs

	MINITOMMY-EL	MINITOMMY-EL SPIKE
NEW GU10 130 lumen/W	2,9W 1M2.000.U1K 4,8W 1M2.000.L1K	2,9W 1M2.001.U1K 4,8W 1M2.001.L1K
	Master box: 30pcs	Master box: 30pcs

	MINITOMMY 2L	MINITOMMY 2L SPIKE
NEW GU10 130 lumen/W	2x 2,9W 3M1.000.U2K 2x 4,8W 3M1.000.L2K	2x 2,9W 3M1.001.U2K 2x 4,8W 3M1.001.L2K
	Master box: 18pcs	Master box: 18pcs

	MINITOMMY-EL 2L	MINITOMMY-EL 2L SPIKE
NEW GU10 130 lumen/W	2x 2,9W 3M2.000.U2K 2x 4,8W 3M2.000.L2K	2x 2,9W 3M2.001.U2K 2x 4,8W 3M2.001.L2K
	Master box: 18pcs	Master box: 18pcs

GARDEN CLASSIC

- 10 HALF LANTERN
- 16 REVIVAL
- 46 GARDEN SMALL
- 62 GARDEN MEDIUM
- 82 GARDEN LARGE
- 98 BOLLARD
- 104 BOLLARD
- 132 DOWNLIGHT
- 140 UP&DOWN
- 152 FLOODLIGHT
- 162 IN-GROUND
- 168 BRICKLIGHT
- 178 BULKHEAD
- 196 POST
- 204 SOLAR MODERN
- 212 SOLAR CLASSIC
- 214 LAMPS

GARDEN MODERN

TOMMY FLOODLIGHT



MADE IN ITALY



2M1.000.D1K

CCT SETTABLE

SDCM <6

3000 K 4000 K 6500 K



TOMMY CCT LED VERSIONS						AVAILABLE COLORS				
LAMP	POWER	LUMINOUS FLUX (Φ TOTAL)	VOLTAGE RANGE	CCT SETTABLE		COVER (MOULDED COLOURS)			DIFFUSER	
	3W	410 lm	100-240V 50/60 Hz	6500K/4000K/3000K	=40W INCANDESCENT	BLACK (A)	GREY (L)	WHITE (W)	FROSTED (X)	BLUE (U)
	10W	1290 lm	100-240V 50/60 Hz	6500K/4000K/3000K	=100W INCANDESCENT				GREEN (N)	ORANGE (R)

	TOMMY-SQ		TOMMY-SQ SPIKE	
	3W	5M1.000.G1K	3W	5M1.001.G1K
	10W	5M1.000.D1K	10W	5M1.001.D1K
	Master box: 18pcs		Master box: 18pcs	

	TOMMY		TOMMY SPIKE	
	3W	2M1.000.G1K	3W	2M1.001.G1K
	10W	2M1.000.D1K	10W	2M1.001.D1K
	Master box: 18pcs		Master box: 18pcs	

	TOMMY-EL		TOMMY-EL SPIKE	
	3W	2M2.000.G1K	3W	2M2.001.G1K
	10W	2M2.000.D1K	10W	2M2.001.D1K
	Master box: 18pcs		Master box: 18pcs	

GARDEN CLASSIC

- 10 HALF LANTERN
- 16 REVIVAL
- 46 GARDEN SMALL
- 62 GARDEN MEDIUM
- 82 GARDEN LARGE
- 98 BOLLARD
- 104 BOLLARD
- 132 DOWNLIGHT
- 140 UP&DOWN
- 152 FLOODLIGHT
- 162 IN-GROUND
- 168 BRICKLIGHT
- 178 BULKHEAD
- 196 POST
- 204 SOLAR MODERN
- 212 SOLAR CLASSIC
- 214 LAMPS

TOMMY 2L FLOODLIGHT



MADE IN ITALY



4M1.001.D2K

CCT SETTABLE

3000 K 4000 K 6500 K

SDCM <6



TOMMY 2L LED VERSIONS						AVAILABLE COLORS				
LAMP	POWER	LUMINOUS FLUX (Φ TOTAL)	VOLTAGE RANGE	CCT SETTABLE		COVER (MOULDED COLOURS)			DIFFUSER	
2x GX53	2x3W 6W	820 lm	100-240V 50/60 Hz	6500K/4000K/3000K	=75W INCANDESCENT	BLACK (A)	GREY (L)	WHITE (W)	FROSTED (X)	BLUE (U)
2x GX53 LED	2x10W 20W	2570 lm	100-240V 50/60 Hz	6500K/4000K/3000K	=150W INCANDESCENT				GREEN (N)	ORANGE (R)

	TOMMY-SQ 2L	TOMMY-SQ 2L SPIKE
CCT SET LED GX53 LAMP INCLUDED	2x3W 6W	2x3W 6W
	6M1.000.G2K	6M1.001.G2K
	2x10W 20W	2x10W 20W
	6M1.000.D2K	6M1.001.D2K
	Master box: 8pcs	Master box: 8pcs

	TOMMY 2L	TOMMY 2L SPIKE
CCT SET LED GX53 LAMP INCLUDED	2x3W 6W	2x3W 6W
	4M1.000.G2K	4M1.001.G2K
	2x10W 20W	2x10W 20W
	4M1.000.D2K	4M1.001.D2K
	Master box: 8pcs	Master box: 8pcs

	TOMMY-EL 2L	TOMMY-EL 2L SPIKE
CCT SET LED GX53 LAMP INCLUDED	2x3W 6W	2x3W 6W
	4M2.000.G2K	4M2.001.G2K
	2x10W 20W	2x10W 20W
	4M2.000.D2K	4M2.001.D2K
	Master box: 8pcs	Master box: 8pcs

- 10 HALF LANTERN
- 16 REVIVAL
- 46 GARDEN SMALL
- 62 GARDEN MEDIUM
- 82 GARDEN LARGE
- 98 BOLLARD
- 104 BOLLARD
- 132 DOWNLIGHT
- 140 UP&DOWN
- 152 FLOODLIGHT
- 162 IN-GROUND
- 168 BRICKLIGHT
- 178 BULKHEAD
- 196 POST
- 204 SOLAR MODERN
- 212 SOLAR CLASSIC
- 214 LAMPS

GERMANA FLOODLIGHT



MADE IN ITALY



2N1.000.P27

CCT SETTABLE

SDCM <6

3000 K 4000 K 6500 K

SUPPLIED FULLY PRE-WIRED

2x GX53 LED	E27	E27 + SENSOR
		WITH SENSOR ») 220-240V (.P57)



GERMANA LED VERSIONS					
LAMP	POWER	LUMINOUS FLUX (Φ TOTAL)	VOLTAGE RANGE	CCT SETTABLE	
2x GX53	2x3W 6W	820 lm	100-240V 50/60 Hz	6500K/4000K/3000K	=75W INCANDESCENT
2x GX53 LED	2x10W 20W	2570 lm	100-240V 50/60 Hz	6500K/4000K/3000K	=150W INCANDESCENT

AVAILABLE COLORS			
RESIN BODY (MOULDED COLOURS)			DIFFUSER
BLACK (A)	GREY (L)	WHITE (W)	OPAL (Y)

GERMANA

E27	2N1.000.P27
CCT SET LED GX53 LAMP INCLUDED 2x3W 6W	2N1.000.G2K
2x10W 20W	2N1.000.D2K

Master box: **18pcs**

GIOVA/GERMANA

E27	2N1.702.P27
CCT SET LED GX53 LAMP INCLUDED 2x3W 6W	2N1.702.G2K
2x10W 20W	2N1.702.D2K

Master box: **18pcs**

- 10 HALF LANTERN
- 16 REVIVAL
- 46 GARDEN SMALL
- 62 GARDEN MEDIUM
- 82 GARDEN LARGE
- 98 BOLLARD
- 104 BOLLARD
- 132 DOWNLIGHT
- 140 UP&DOWN
- 152 FLOODLIGHT
- 162 IN-GROUND
- 168 BRICKLIGHT
- 178 BULKHEAD
- 196 POST
- 204 SOLAR MODERN
- 212 SOLAR CLASSIC
- 214 LAMPS

GIUSEPPE FLOODLIGHT



NEW GX53 LED Ø160

WATT SETTABLE
15 W 9 W

CCT SETTABLE
2700 K 4000 K

15W 1940 lm

More details at page 211



4P2.000.E28

SUPPLIED FULLY PRE-WIRED

NEW GX53 LED **NEW GX53 144 lumen/W**

	WITH SENSOR))) (220-240V)			WITH SENSOR))) (220-240V (.ES8))
	15W-9W CCT (.ESP)			



GIORGIO LED VERSIONS				
LAMP	POWER	LUMINOUS FLUX UP TO	VOLTAGE RANGE	CCT SETTABLE
NEW GX53 LED	15W WATT SETTABLE 9W eco mode	1940 lm 1300 lm	100-240V 50/60 Hz	4000K/2700K CCT SET
4x GX53	4x10W 40W	5160 lm	100-240V 50/60 Hz	6500K/4000K/3000K =100W HIGI-SON

AVAILABLE COLORS			
RESIN BODY (MOULDED COLOURS)			DIFFUSER
BLACK (A)	GREY (L)	WHITE (W)	OPAL (Y)

GIUSEPPE

2x E27	4P2.000.E28
4x10W 40W CCT SET	4P2.000.D4K
NEW VERSION GX53 LED 15W CCT SET WATT SET	4P1.000.E1P NEW VERSION

Master box: **10pcs**

GIOVA/GIUSEPPE

2x E27	4P2.702.E28
4x10W 40W CCT SET	4P2.702.D4K
NEW VERSION GX53 LED 15W CCT SET WATT SET	4P1.702.E1P NEW VERSION

Master box: **10pcs**

GARDEN CLASSIC

- 10 HALF LANTER
- 16 REVIVAL
- 46 GARDEN SMALL
- 62 GARDEN MEDIUM
- 82 GARDEN LARGE
- 98 BOLLARD
- 104 BOLLARD
- 132 DOWNLIGHT
- 140 UP&DOWN
- 152 FLOODLIGHT
- 162 IN-GROUND
- 168 BRICKLIGHT
- 178 BULKHEAD
- 196 POST
- 204 SOLAR MODERN
- 212 SOLAR CLASSIC
- 214 LAMPS

ALDO
IN-GROUND / RECESSED



MADE IN ITALY



1L1.000.Z1L



ALDO LED VERSIONS					AVAILABLE COLORS				
LAMP	POWER	LUMINOUS FLUX UP TO	VOLTAGE RANGE	COLOUR TEMPERATURE	COVER (MOULDED COLOURS)			DIFFUSER	
	1,7W	150 lm	100-240V 50/60 Hz	4000K 3000K	BLACK (A)	GREY (L)	WHITE (W)	FROSTED (X)	BLUE (U)
								GREEN (N)	ORANGE (R)

ALDO

IN GROUND	<p>Ø50 110 47</p>	<p>1,7W</p> <p>4000K 110.000.Z1L 3000K 110.000.Z1R</p> <p>LED G3 LAMP INCLUDED</p> <p>Master box: 75pcs</p>	<p>Ø50 70</p>	RECESSED
-----------	---------------------------	---	-------------------	----------

ALDO 1L

IN GROUND	<p>Ø50 110 47</p>	<p>1,7W</p> <p>4000K 111.000.Z1L 3000K 111.000.Z1R</p> <p>LED G3 LAMP INCLUDED</p> <p>Master box: 75pcs</p>	<p>Ø50 70</p>	RECESSED
-----------	---------------------------	---	-------------------	----------

ALDO 2L

IN GROUND	<p>Ø50 110 47</p>	<p>1,7W</p> <p>4000K 112.000.Z1L 3000K 112.000.Z1R</p> <p>LED G3 LAMP INCLUDED</p> <p>Master box: 75pcs</p>	<p>Ø50 70</p>	RECESSED
-----------	---------------------------	---	-------------------	----------

ALDO SQUARE

IN GROUND	<p>Ø50 110 47</p>	<p>1,7W</p> <p>4000K 114.000.Z1L 3000K 114.000.Z1R</p> <p>LED G3 LAMP INCLUDED</p> <p>Master box: 75pcs</p>	<p>Ø50 70</p>	RECESSED
-----------	---------------------------	---	-------------------	----------

GARDEN CLASSIC

- 10 HALF LANTERN
- 16 REVIVAL
- 46 GARDEN SMALL
- 62 GARDEN MEDIUM
- 82 GARDEN LARGE
- 98 BOLLARD
- 104 BOLLARD
- 132 DOWNLIGHT
- 140 UP&DOWN
- 152 FLOODLIGHT
- 162 IN-GROUND
- 168 BRICKLIGHT
- 178 BULKHEAD
- 196 POST
- 204 SOLAR MODERN
- 212 SOLAR CLASSIC
- 214 LAMPS

GARDEN MODERN

CECI
IN-GROUND



MADE IN ITALY



1F2.000.U1K

CCT SETTABLE

NEW GU10 130 lumen/W

2700 K 4000 K

SDCM <3



NEW VERSION

CECI 90 CCT LED VERSIONS

LAMP	POWER	LUMINOUS FLUX (Φ TOTAL) UP TO	VOLTAGE RANGE	CCT SETTABLE	
GU10 LED	2,9W	390 lm	100-240V 50/60 Hz	4000K/2700K	=35W HALOGEN
GU10 LED	4,8W	625 lm	100-240V 50/60 Hz	4000K/2700K	=50W HALOGEN

AVAILABLE COLORS

BODY (MOULDED COLOURS)		DIFFUSER	
BLACK (A)	GREY (L)	FROSTED (X)	BLUE (U)
		GREEN (N)	ORANGE (R)

CECI 90

CCT SET	LED GU10 LAMP INCLUDED	SKU
2,9W		1F1.000.U1K
4,8W		1F1.000.L1K

Master box: 40pcs

CECI 90-2L

CCT SET	LED GU10 LAMP INCLUDED	SKU
2,9W		1F2.000.U1K
4,8W		1F2.000.L1K

Master box: 40pcs

CECI 90-3L

CCT SET	LED GU10 LAMP INCLUDED	SKU
2,9W		1F3.000.U1K
4,8W		1F3.000.L1K

Master box: 40pcs

CECI 90-SQ

CCT SET	LED GU10 LAMP INCLUDED	SKU
2,9W		1F4.000.U1K
4,8W		1F4.000.L1K

Master box: 40pcs

- 10 HALF LANTER
- 16 REVIVAL
- 46 GARDEN SMALL
- 62 GARDEN MEDIUM
- 82 GARDEN LARGE
- 98 BOLLARD
- 104 BOLLARD
- 132 DOWNLIGHT
- 140 UP&DOWN
- 152 FLOODLIGHT
- 162 IN-GROUND
- 168 BRICKLIGHT
- 178 BULKHEAD
- 196 POST
- 204 SOLAR MODERN
- 212 SOLAR CLASSIC
- 214 LAMPS

AVAILABLE COLORS

COVER (MOULDED COLOURS)

BLACK (A) GREY (L)

DIFFUSER

FROSTED (X)

BLUE (U) GREEN (N) ORANGE (R)

CE, CB, CB SCHEME, DOUBLE PROTECT GLASS, ANTI-SHOCK, RECYCLABLE, UNTREATED, IP66, IP67

CECI 120 LED VERSIONS					
LAMP	POWER	LUMINOUS FLUX (Φ TOTAL)	VOLTAGE RANGE	CCT SETTABLE	
GXS3	3W	410 lm	100-240V 50/60 Hz	6500K/4000K/3000K	= 40W INCANDESCENT

CECI 120

LED GXS3 LAMP INCLUDED

3W 2F1.000.G1K

Master box: **36pcs**

CECI 120-2L

LED GXS3 LAMP INCLUDED

3W 2F2.000.G1K

Master box: **36pcs**

CECI 120-3L

LED GXS3 LAMP INCLUDED

3W 2F3.000.G1K

Master box: **36pcs**

CECI 120-SQ

LED GXS3 LAMP INCLUDED

3W 2F4.000.G1K

Master box: **36pcs**

TUV SUD, IECCE CB SCHEME

CECI 160 LED VERSIONS					
LAMP	POWER	LUMINOUS FLUX (Φ TOTAL)	VOLTAGE RANGE	CCT SETTABLE	
GXS3	10W	1290 lm	100-240V 50/60 Hz	6500K/4000K/3000K	= 100W INCANDESCENT

CECI 160

LED GXS3 LAMP INCLUDED

10W 3F1.000.D1K

Master box: **18pcs**

CECI 160-2L

LED GXS3 LAMP INCLUDED

10W 3F2.000.D1K

Master box: **18pcs**

CECI 160-3L

LED GXS3 LAMP INCLUDED

10W 3F3.000.D1K

Master box: **18pcs**

CECI 160-SQ

LED GXS3 LAMP INCLUDED

10W 3F4.000.D1K

Master box: **18pcs**

- 10 HALF LANTER
- 16 REVIVAL
- 46 GARDEN SMALL
- 62 GARDEN MEDIUM
- 82 GARDEN LARGE
- 98 BOLLARD
- 104 BOLLARD
- 132 DOWNLIGHT
- 140 UP&DOWN
- 152 FLOODLIGHT
- 162 IN-GROUND
- 168 BRICKLIGHT
- 178 BULKHEAD
- 196 POST
- 204 SOLAR MODERN
- 212 SOLAR CLASSIC
- 214 LAMPS

NINA RANGE BRICKLIGHT



MADE IN ITALY



6C1.000.J1K

CCT SETTABLE

2700 K 4000 K 6500 K

SDCM <6



NINA LED VERSIONS			
LAMP	POWER	LUMINOUS FLUX UP TO	VOLTAGE RANGE
R7s LED	3,5W	365 lm	100-240V 50/60 Hz
R7s LED	7,5W	790 lm	100-240V 50/60 Hz
R7s LED	10,5W	1160 lm	100-240V 50/60 Hz

AVAILABLE COLORS			
RESIN BODY (MOULDED COLOURS)			DIFFUSER
BLACK (A)	GREY (L)	WHITE (W)	OPAL (Y)

NINA 150

LED R7s LAMP INCLUDED **3,5W** 6C1.000.J1K

Master box: **50pcs**

NINA 190

LED R7s LAMP INCLUDED **7,5W** 7C1.000.K1K

Master box: **50pcs**

NINA 270

LED R7s LAMP INCLUDED **10,5W** 8C1.000.P1K

Master box: **30pcs**

- 10 HALF LANTER
- 16 REVIVAL
- 46 GARDEN SMALL
- 62 GARDEN MEDIUM
- 82 GARDEN LARGE
- 98 BOLLARD
- 104 BOLLARD
- 132 DOWNLIGHT
- 140 UP&DOWN
- 152 FLOODLIGHT
- 162 IN-GROUND
- 168 BRICKLIGHT
- 178 BULKHEAD
- 196 POST
- 204 SOLAR MODERN
- 212 SOLAR CLASSIC
- 214 LAMPS

LORENZA RANGE

BRICKLIGHT



MADE IN ITALY



AS1.000.J1K

CCT SETTABLE

2700 K 4000 K 6500 K

SOCM <6



LORENZA LED VERSIONS			
LAMP	POWER	LUMINOUS FLUX UP TO	VOLTAGE RANGE
R7s LED	3,5W	365 lm	100-240V 50/60 Hz
R7s LED	7,5W	790 lm	100-240V 50/60 Hz
R7s LED	10,5W	1160 lm	100-240V 50/60 Hz

AVAILABLE COLORS		
RESIN BODY (MOULDED COLOURS)	DIFFUSER	
BLACK (A)	GREY (L)	WHITE (W)

LORENZA 150

LED R7s LAMP INCLUDED 3,5W AS1.000.J1K

Technical drawing dimensions: 150x150x45

Master box: **24pcs**

LORENZA 190

LED R7s LAMP INCLUDED 7,5W AS2.000.K1K

Technical drawing dimensions: 190x150x45

Master box: **24pcs**

LORENZA 270

LED R7s LAMP INCLUDED 10,5W AS3.000.P1K

Technical drawing dimensions: 260x150x45

Master box: **14pcs**

GARDEN CLASSIC

- 10 HALF LANTERN
- 16 REVIVAL
- 46 GARDEN SMALL
- 62 GARDEN MEDIUM
- 82 GARDEN LARGE
- 98 BOLLARD
- 104 BOLLARD
- 132 DOWNLIGHT

GARDEN MODERN

- 140 UP&DOWN
- 152 FLOODLIGHT
- 162 IN-GROUND
- 168 BRICKLIGHT
- 178 BULKHEAD
- 196 POST
- 204 SOLAR MODERN
- 212 SOLAR CLASSIC
- 214 LAMPS

LETI RANGE BRICKLIGHT



MADE IN ITALY

2C1.000.G1K



CCT SETTABLE

SDCM <6

3000 K 4000 K 6500 K



LETI/EXTRALETI 100 CCT LED VERSIONS				
LAMP	POWER	LUMINOUS FLUX (Φ TOTAL)	VOLTAGE RANGE	CCT SETTABLE
	3W	410 lm	100-240V 50/60 Hz	6500K/4000K/3000K
				≈40W INCANDESCENT

AVAILABLE COLORS			
COVER (MOULDED COLOURS)		DIFFUSER	
BLACK (A)	GREY (L)	WHITE (W)	OPAL (Y)

LETI 100 ROUND

CCT SET LED GX53 LAMP INCLUDED 3W 2C1.000.G1K

Master box: 48pcs

EXTRALETI 100 ROUND

CCT SET LED GX53 LAMP INCLUDED 3W 2S1.000.G1K

Master box: 48pcs

LETI 100 ROUND-GR

CCT SET LED GX53 LAMP INCLUDED 3W 2C2.000.G1K

Master box: 48pcs

EXTRALETI 100 ROUND-GR

CCT SET LED GX53 LAMP INCLUDED 3W 2S2.000.G1K

Master box: 48pcs

LETI 100 ROUND-EL

CCT SET LED GX53 LAMP INCLUDED 3W 2C3.000.G1K

Master box: 48pcs

EXTRALETI 100 ROUND-EL

CCT SET LED GX53 LAMP INCLUDED 3W 2S3.000.G1K

Master box: 48pcs

LETI 100 ROUND-ST

CCT SET LED GX53 LAMP INCLUDED 3W 2C4.000.G1K

Master box: 48pcs

EXTRALETI 100 ROUND-ST

CCT SET LED GX53 LAMP INCLUDED 3W 2S4.000.G1K

Master box: 48pcs

- 10 HALF LANTER
- 16 REVIVAL
- 46 GARDEN SMALL
- 62 GARDEN MEDIUM
- 82 GARDEN LARGE
- 98 BOLLARD
- 104 BOLLARD
- 132 DOWNLIGHT
- 140 UP&DOWN
- 152 FLOODLIGHT
- 162 IN-GROUND
- 168 BRICKLIGHT
- 178 BULKHEAD
- 196 POST
- 204 SOLAR MODERN
- 212 SOLAR CLASSIC
- 214 LAMPS

LETI/EXTRALETI 100 LED VERSIONS					
LAMP	POWER	LUMINOUS FLUX (Φ TOTAL)	VOLTAGE RANGE	CCT SETTABLE	
	3W	410 lm	100-240V 50/60 Hz	6500K/4000K/3000K	=40W INCANDESCENT

AVAILABLE COLORS			
COVER	DIFFUSER		
(MOULDED COLOURS)			
BLACK (A)	GREY (L)	WHITE (W)	OPAL (Y)

LETI 100 SQUARE

CCT SET LED GX53 LAMP INCLUDED 3W 3C1.000.G1K

Master box: 48pcs

EXTRALETI 100 SQUARE

CCT SET LED GX53 LAMP INCLUDED 3W 3S1.000.G1K

Master box: 48pcs

LETI 100 SQUARE-GR

CCT SET LED GX53 LAMP INCLUDED 3W 3C2.000.G1K

Master box: 48pcs

EXTRALETI 100 SQUARE-GR

CCT SET LED GX53 LAMP INCLUDED 3W 3S2.000.G1K

Master box: 48pcs

LETI 100 SQUARE-EL

CCT SET LED GX53 LAMP INCLUDED 3W 3C3.000.G1K

Master box: 48pcs

EXTRALETI 100 SQUARE-EL

CCT SET LED GX53 LAMP INCLUDED 3W 3S3.000.G1K

Master box: 48pcs

LETI 100 SQUARE-ST

CCT SET LED GX53 LAMP INCLUDED 3W 3C4.000.G1K

Master box: 48pcs

EXTRALETI 100 SQUARE-ST

CCT SET LED GX53 LAMP INCLUDED 3W 3S4.000.G1K

Master box: 48pcs

LETI/EXTRALETI 200 CCT LED VERSIONS					
LAMP	POWER	LUMINOUS FLUX (Φ TOTAL)	VOLTAGE RANGE	CCT SETTABLE	
	3W	410 lm	100-240V 50/60 Hz	6500K/4000K/3000K	=40W INCANDESCENT

AVAILABLE COLORS			
COVER	DIFFUSER		
(MOULDED COLOURS)			
BLACK (A)	GREY (L)	WHITE (W)	OPAL (Y)

LETI 200

CCT SET LED GX53 LAMP INCLUDED 3W 4C1.000.G1K

Master box: 36pcs

EXTRALETI 200

CCT SET LED GX53 LAMP INCLUDED 3W 4S1.000.G1K

Master box: 36pcs

LETI 200-GL

CCT SET LED GX53 LAMP INCLUDED 3W 4C2.000.G1K

Master box: 36pcs

EXTRALETI 200-GL

CCT SET LED GX53 LAMP INCLUDED 3W 4S2.000.G1K

Master box: 36pcs

LETI 200-RS

CCT SET LED GX53 LAMP INCLUDED 3W 4C3.000.G1K

Master box: 36pcs

EXTRALETI 200-RS

CCT SET LED GX53 LAMP INCLUDED 3W 4S3.000.G1K

Master box: 36pcs

LETI 200-HS

CCT SET LED GX53 LAMP INCLUDED 3W 4C4.000.G1K

Master box: 36pcs

EXTRALETI 200-HS

CCT SET LED GX53 LAMP INCLUDED 3W 4S4.000.G1K

Master box: 36pcs

LETI 200-VP

CCT SET LED GX53 LAMP INCLUDED 3W 4C5.000.G1K

Master box: 36pcs

EXTRALETI 200-VP

CCT SET LED GX53 LAMP INCLUDED 3W 4S5.000.G1K

Master box: 36pcs

- 10 HALF LANTERN
- 16 REVIVAL
- 46 GARDEN SMALL
- 62 GARDEN MEDIUM
- 82 GARDEN LARGE
- 98 BOLLARD
- 104 BOLLARD
- 132 DOWNLIGHT
- 140 UP&DOWN
- 152 FLOODLIGHT
- 162 IN-GROUND
- 168 BRICKLIGHT
- 178 BULKHEAD
- 196 POST
- 204 SOLAR MODERN
- 212 SOLAR CLASSIC
- 214 LAMPS

LETI 300/EXTRALETI 300

BRICKLIGHT



MADE IN ITALY




5S1.000.G2K

NEW SLIMMER BODY VERSION

CCT SETTABLE

3000 K 4000 K 6500 K

SDCM <6



LETI/EXTRALETI 300 LED VERSIONS					
LAMP	POWER	LUMINOUS FLUX (Φ TOTAL)	VOLTAGE RANGE	CCT SETTABLE	
2x GX53	2x 3W 6W	820 lm	100-240V 50/60 Hz	6500K/4000K/3000K	=75W INCANDESCENT

AVAILABLE COLORS			
COVER (MOULDED COLOURS)		DIFFUSER	
BLACK (A)	GREY (L)	WHITE (W)	OPAL (Y)

LETI 300

CCT SET LED GX53 LAMP INCLUDED 2x3W 6W 5C1.000.G2K

E27 5C1.000.E27

Master box: 24pcs

EXTRALETI 300

CCT SET LED GX53 LAMP INCLUDED 2x3W 6W 5S1.000.G2K

Master box: 20pcs

LETI 300-GL

CCT SET LED GX53 LAMP INCLUDED 2x3W 6W 5C2.000.G2K

E27 5C2.000.E27

Master box: 24pcs

EXTRALETI 300-GL

CCT SET LED GX53 LAMP INCLUDED 2x3W 6W 5S2.000.G2K

Master box: 20pcs

LETI 300-RS

CCT SET LED GX53 LAMP INCLUDED 2x3W 6W 5C3.000.G2K

E27 5C3.000.E27

Master box: 24pcs

EXTRALETI 300-RS

CCT SET LED GX53 LAMP INCLUDED 2x3W 6W 5S3.000.G2K

Master box: 20pcs

LETI 300-HS

CCT SET LED GX53 LAMP INCLUDED 2x3W 6W 5C4.000.G2K

E27 5C4.000.E27

Master box: 24pcs

EXTRALETI 300-HS

CCT SET LED GX53 LAMP INCLUDED 2x3W 6W 5S4.000.G2K

Master box: 20pcs

LETI 300-VP

CCT SET LED GX53 LAMP INCLUDED 2x3W 6W 5C5.000.G2K

E27 5C5.000.E27

Master box: 24pcs

EXTRALETI 300-VP

CCT SET LED GX53 LAMP INCLUDED 2x3W 6W 5S5.000.G2K

Master box: 20pcs

GARDEN CLASSIC

- 10 HALF LANTER
- 16 REVIVAL
- 46 GARDEN SMALL
- 62 GARDEN MEDIUM
- 82 GARDEN LARGE
- 98 BOLLARD

GARDEN MODERN

- 104 BOLLARD
- 132 DOWNLIGHT
- 140 UP&DOWN
- 152 FLOODLIGHT
- 162 IN-GROUND
- 168 BRICKLIGHT
- 178 BULKHEAD
- 196 POST
- 204 SOLAR MODERN
- 212 SOLAR CLASSIC
- 214 LAMPS

BERTINA BULKHEAD



MADE IN ITALY



1B1.000

NO SCREWS AT SIGHT

NEW

SINGLE BOX

cbm: 0,19
Master box: 45 pcs

SMART PACK AVAILABLE

- Save 30% volume
- ECO-friendly packaging
- Film wrapped items

SAVE 30% VOLUME

cbm: 0,09
Master box: 32 pcs

CCT SETTABLE

SDCM <6

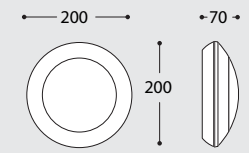
3000 K 4000 K 6500 K



BERTINA CCT LED VERSIONS				
LAMP	POWER	LUMINOUS FLUX (Φ TOTAL)	VOLTAGE RANGE	CCT SETTABLE
	3W	410 lm	100-240V 50/60 Hz	=40W INCANDESCENT
	10W	1290 lm	100-240V 50/60 Hz	=100W INCANDESCENT

AVAILABLE COLORS			
RESIN BODY (MOULDED COLOURS)			DIFFUSER
BLACK (A)	GREY (L)	WHITE (W)	OPAL (Y)

BERTINA			
NEW VERSION	GX53 lampholder	2B1.000.G53	SMART PACK
	GX53 lampholder	1B1.000.G53	SINGLE BOX
CCT SET LED GX53 LAMP INCLUDED	3W	2B1.000.G1K	SMART PACK
	3W	1B1.000.G1K	SINGLE BOX
	10W	1B1.000.D1K	SINGLE BOX



Standard Master box: **45pcs**
Smart Master box: **32pcs**

AVAILABLE VERSIONS

GX53 LAMPHOLDER	GX53 LED - CCT SETTABLE
	3W 10W

TUV 800

GARDEN CLASSIC

- 10 HALF LANTERN
- 16 REVIVAL
- 46 GARDEN SMALL
- 62 GARDEN MEDIUM
- 82 GARDEN LARGE
- 98 BOLLARD
- 104 BOLLARD
- 132 DOWNLIGHT
- 140 UP&DOWN
- 152 FLOODLIGHT
- 162 IN-GROUND
- 168 BRICKLIGHT
- 178 BULKHEAD
- 196 POST
- 204 SOLAR MODERN
- 212 SOLAR CLASSIC
- 214 LAMPS

GARDEN MODERN

BERTA

BULKHEAD



NEW GX53 LED Ø160

WATT SETTABLE
15 W 9 W

CCT SETTABLE
2700 K 4000 K

15W 1940 lm
More details at page 211



1B2.000

SINGLE BOX

cbm: 0,19
Master box: 16 pcs

SMART PACK AVAILABLE

- ✓ Save 21% volume
- ✓ ECO-friendly packaging
- ✓ Film wrapped items

SAVE 21% VOLUME

cbm: 0,15
Master box: 16 pcs



NEW LED BULKHEAD GX53-CCT & WATT SETTABLE

LAMP	POWER SETTABLE	LUMINOUS FLUX UP TO	VOLTAGE RANGE	CCT SETTABLE	
	15W WATT SET	1940 lm	100-240V 50/60 Hz	4000K/2700K CCT SET	=150W INCANDESCENT
	9W eco mode	1300 lm			=100W INCANDESCENT

AVAILABLE COLORS

RESIN BODY (MOULDED COLOURS)	DIFFUSER
<p>BLACK (A)</p>	<p>OPAL (Y)</p>
<p>GREY (L)</p>	
<p>WHITE (W)</p>	

BERTA E27

E27	2B2.000.P27	SMART PACK
E27	1B2.000.P27	SINGLE BOX

E27

SENSOR VERSION AVAILABLE 220-240V.(P57)

Master box: **16pcs**

BERTA GX53 LED

NEW VERSION GX53 LED 15W CCT SET WATT SET

1B2.000.E1P

GX53 LED

NEW GX53 144 lumen/W

Master box: **16pcs**

POWER SETTABLE
15W 9W

CCT SETTABLE
2700 K 4000 K

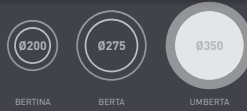
SDCM <6

GARDEN CLASSIC

- 10 HALF LANTERN
- 16 REVIVAL
- 46 GARDEN SMALL
- 62 GARDEN MEDIUM
- 82 GARDEN LARGE
- 98 BOLLARD
- 104 BOLLARD
- 132 DOWNLIGHT
- 140 UP&DOWN
- 152 FLOODLIGHT
- 162 IN-GROUND
- 168 BRICKLIGHT
- 178 BULKHEAD
- 196 POST
- 204 SOLAR MODERN
- 212 SOLAR CLASSIC
- 214 LAMPS

GARDEN MODERN

UMBERTA BULKHEAD



NEW GX53 LED Ø160

WATT SETTABLE
15 W 9 W

CCT SETTABLE
2700 K 4000 K

15W 1940 lm

More details at page 211



MADE IN ITALY

1B3.000

SMART PACK AVAILABLE

- Save 20% volume
- ECO-friendly packaging
- Film wrapped items

SAVE 20% VOLUME

cbm: 0,21
Master box: 16 pcs



NEW LED BULKHEAD GX53-CCT & WATT SETTABLE

LAMP	POWER SETTABLE	LUMINOUS FLUX UP TO	VOLTAGE RANGE	CCT SETTABLE	
	15W WATT SET	1940 lm	100-240V 50/60 Hz	4000K/2700K CCT SET	=150W INCANDESCENT
	9W eco made	1300 lm			=100W INCANDESCENT

AVAILABLE COLORS

RESIN BODY (MOULDED COLOURS)			DIFFUSER
BLACK (A)	GREY (L)	WHITE (W)	OPAL (Y)

UMBERTA E27

E27	2B3.000.E27	SMART PACK
E27	1B3.000.E27	SINGLE BOX
2x E27	2B3.000.E28	SMART PACK
2x E27	1B3.000.E28	SINGLE BOX

Standard Master box: **12pcs**
Smart Master box: **16pcs**

UMBERTA GX53 LED

NEW VERSION GX53 LED 15W CCT SET WATT SET 1B3.000.E1P

Master box: **12pcs**

NEW GX53 144 lumen/W

POWER SETTABLE
15W 9W

CCT SETTABLE
2700 K 4000 K

SDCM <6

GARDEN CLASSIC

10 HALF LANTER

16 REVIVAL

46 GARDEN SMALL

62 GARDEN MEDIUM

82 GARDEN LARGE

98 BOLLARD

GARDEN MODERN

104 BOLLARD

132 DOWNLIGHT

140 UP&DOWN

152 FLOODLIGHT

162 IN-GROUND

168 BRICKLIGHT

178 BULKHEAD

196 POST

SOLAR MODERN

204 SOLAR MODERN


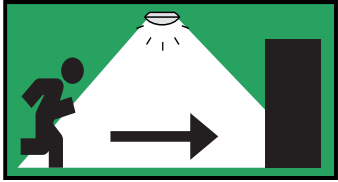
SOLAR CLASSIC

212 SOLAR CLASSIC

LAMPS

214 LAMPS

EMERGENCY


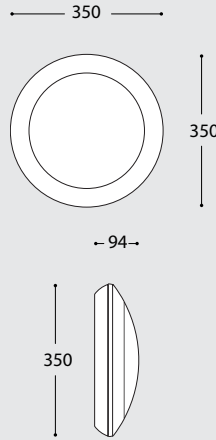


UMBERTA EMERGENCY - LED VERSIONS					
EMERGENCY KIT	MODE	POWER	LUMINOUS FLUX (Φ TOTAL) UP TO	VOLTAGE RANGE	COLOR TEMPERATURE
	NORMAL	15W	2000 lm	220-240V 50/60 Hz	4000K
	EMERGENCY (min 3 hours)	2,4W	250 lm	220-240V 50/60 Hz	4000K

UMBERTA LED MAINTAINED EMERGENCY

LED 4000K 1B3.000.EM1

PRODUCT TYPE	Wall and Ceiling bulkhead with Emergency kit
OPERATING VOLTAGE	220~240 vAC
LUMINOUS FLUX & POWER	2000 lumen (Normal mode), 15W 250 lumen (Emergency mode), 2.4W
LED TYPE	Edison SMD 2835, 4000 K
CRI	>80Ra
PF (POWER FACTOR)	>0.95
BEAM ANGLE	120°
OPERATING TEMPERATURE	0~50°C
BATTERY	Ni-MH, BK370Ah3.6V, Panasonic (3.5Ah, 3.6V)
BATTERY OPERATING TIME	min 3 hours (250 lumen)
BATTERY CHARGING TIME	24 hours
Drivers Standards	EN 61347-1, EN 61347-2-7, EN 61347-2-13, EN 62384, EN 60598-2-22 EN 55015, EN61547, EN 61000-3-2, EN 61000-3-3
Battery Standards	EN 5501-1, EN 61000, EN 55014-2



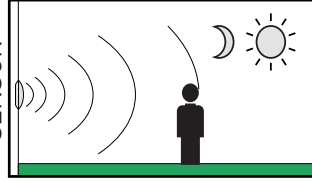
Provided with built-in test button to check battery status.

HOW IT WORKS
In case of blackout, the emergency kit turns on. The Bulkhead switches from Normal mode to Emergency mode and keeps on working.



Green Led: identifies the emergency light and shows that the system is operating correctly.

SENSOR




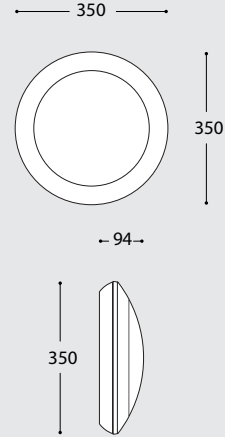
LED BULKHEAD GX53-CCT & WATT SETTABLE					
LAMP	POWER SETTABLE	LUMINOUS FLUX UP TO	VOLTAGE RANGE	CCT SETTABLE	
	15W	1940 lm	100-240V 50/60 Hz	4000K/2700K	=150W INCANDESCENT
	9W	1300 lm			=100W INCANDESCENT

UMBERTA MOTION & DAYLIGHT SENSOR

E27 WITH SENSOR	1B3.000.ES7
2x E27 WITH SENSOR	1B3.000.ES8
GX53 LED 15W GX53 WITH SENSOR	1B3.000.ESP NEW VERSION

NEW VERSION

Product Type	Wall and Ceiling bulkhead with Motion&Daylight sensor
Sensor operating voltage	220-240 vAC (120v version available on demand)
Version	GX53 LED, E27, 2xE27
Sensor Operating Temperature	-10° +60°C
Detection angle	30° - 150°
Fields of detection	1 - up to 5 mt (adjustable)



E27 VERSION

2xE27 VERSION

GX53 LED VERSION

15/9W GX53 LED module

10 HALF LANTER
16 REVIVAL
46 GARDEN SMALL
62 GARDEN MEDIUM
82 GARDEN LARGE
98 BOLLARD
104 BOLLARD
132 DOWNLIGHT
140 UP&DOWN
152 FLOODLIGHT
162 IN-GROUND
168 BRICKLIGHT
178 BULKHEAD
196 POST
204 SOLAR MODERN
212 SOLAR CLASSIC
214 LAMPS

GELMI BULKHEAD



NEW GX53 LED Ø160

WATT SETTABLE
15 W 9 W

CCT SETTABLE
2700 K 4000 K

15W 1940 lm

More details at page 211



1G3.000

POWER SETTABLE
15W 9W

CCT SETTABLE
2700 K 4000 K

SDCM ≤ 6

NEW GX53 144 lumen/W

SUPPLIED FULLY PRE-WIRED

GX53 LED	E27	E27 + SENSOR

WITH SENSOR)))) 220-240V (.E57)



NEW LED BULKHEAD GX53-CCT & WATT SETTABLE

LAMP	POWER SETTABLE	LUMINOUS FLUX UP TO	VOLTAGE RANGE	CCT SETTABLE	
	15W WATT SET	1940 lm	100-240V 50/60 Hz	4000K/2700K CCT SET	=150W INCANDESCENT
	9W eco mode	1300 lm			=100W INCANDESCENT

AVAILABLE COLORS

RESIN BODY (MOULDED COLOURS)			DIFFUSER
BLACK (A)	GREY (L)	WHITE (W)	OPAL (Y)

GELMI

	E27	1G3.000.E27	
NEW VERSION	GX53 LED 15W	CCT SET WATT SET	1G3.000.E1P NEW VERSION

Master box: **16pcs**

GELMI-EL

	E27	2G3.000.E27	
NEW VERSION	GX53 LED 15W	CCT SET WATT SET	2G3.000.E1P NEW VERSION

Master box: **16pcs**

GELMI-GR

	E27	3G3.000.E27	
NEW VERSION	GX53 LED 15W	CCT SET WATT SET	3G3.000.E1P NEW VERSION


Master box: **16pcs**

10	HALF LANTER
16	REVIVAL
46	GARDEN SMALL
62	GARDEN MEDIUM
82	GARDEN LARGE
98	BOLLARD
104	BOLLARD
132	DOWNLIGHT
140	UP&DOWN
152	FLOODLIGHT
162	IN-GROUND
168	BRICKLIGHT
178	BULKHEAD
196	POST
204	SOLAR MODERN
212	SOLAR CLASSIC
214	LAMPS

DANZI BULKHEAD



NEW GX53 LED Ø160



15W 1940 lm
More details at page 211



1D3.000

POWER SETTABLE
15W 9W

CCT SETTABLE
2700 K 4000 K

SDCM <6

NEW GX53 144 lumen/W

SUPPLIED FULLY PRE-WIRED

GX53 LED E27 E27 + SENSOR

WITH SENSOR 220-240V (.E57)



NEW LED BULKHEAD GX53-CCT & WATT SETTABLE

LAMP	POWER SETTABLE	LUMINOUS FLUX UP TO	VOLTAGE RANGE	CCT SETTABLE	
	15W WATT SET	1940 lm	100-240V 50/60 Hz	4000K/2700K CCT SET	=150W INCANDESCENT
	9W eco mode	1300 lm			=100W INCANDESCENT

AVAILABLE COLORS

RESIN BODY (MOULDED COLOURS)	DIFFUSER
BLACK (A)	OPAL (Y)
GREY (L)	
WHITE (W)	

DANZI

	E27	1D3.000.E27	
NEW VERSION	GX53 LED 15W	CCT SET WATT SET	1D3.000.E1P NEW VERSION

Master box: **16pcs**

DANZI-VE

	E27	2D3.000.E27	
NEW VERSION	GX53 LED 15W	CCT SET WATT SET	2D3.000.E1P NEW VERSION

Master box: **16pcs**

DANZI-GR

	E27	3D3.000.E27	
NEW VERSION	GX53 LED 15W	CCT SET WATT SET	3D3.000.E1P NEW VERSION

Master box: **16pcs**

GARDEN CLASSIC

- 10 HALF LANTER
- 16 REVIVAL
- 46 GARDEN SMALL
- 62 GARDEN MEDIUM
- 82 GARDEN LARGE
- 98 BOLLARD
- 104 BOLLARD
- 132 DOWNLIGHT

GARDEN MODERN

- 140 UP&DOWN
- 152 FLOODLIGHT
- 162 IN-GROUND
- 168 BRICKLIGHT
- 178 BULKHEAD
- 196 POST
- 204 SOLAR MODERN
- 212 SOLAR CLASSIC
- 214 LAMPS

STUCCHI BULKHEAD



NEW GX53 LED Ø160

WATT SETTABLE
15 W 9 W

CCT SETTABLE
2700 K 4000 K

15W 1940 lm

More details at page 211



1U3.000

NEW GX53 144 lumen/W

POWER SETTABLE
15W 9W

CCT SETTABLE
2700 K 4000 K

SDCM <6

SUPPLIED FULLY PRE-WIRED

GX53 LED	E27	E27 + SENSOR

WITH SENSOR ») 220-240V (.E57)

BACKLIT COLOURS AVAILABLE

*To order the backlit version, add the following suffixes at the end of the code.

CLEAR	PINK	BLUE	GREEN	ORANGE
.CL1	.PK1	.BU1	.GN1	.OR1



NEW LED BULKHEAD GX53-CCT & WATT SETTABLE

LAMP	POWER SETTABLE	LUMINOUS FLUX UP TO	VOLTAGE RANGE	CCT SETTABLE	
	15W WATT SET	1940 lm	100-240V 50/60 Hz	4000K/2700K CCT SET	=150W INCANDESCENT
	9W eco mode	1300 lm			=100W INCANDESCENT

AVAILABLE COLORS

RESIN BODY (MOULDED COLOURS)	DIFFUSER
BLACK (A)	OPAL (Y)
GREY (L)	
WHITE (W)	

STUCCHI

E27	1U3.000.E27
NEW VERSION GX53 LED 15W	1U3.000.E1P NEW VERSION

310 90

Master box: 16pcs

BACKLIT COLOURS VERSION CLEAR .CL1 PINK .PK1 BLUE .BU1 GREEN .GN1 ORANGE .OR1

*To order the backlit version, add the following suffixes at the end of the code.

CECCHI

E27	1H3.000.E27
NEW VERSION GX53 LED 15W	1H3.000.E1P NEW VERSION

245 90 338

Master box: 16pcs

BACKLIT COLOURS VERSION CLEAR .CL1 PINK .PK1 BLUE .BU1 GREEN .GN1 ORANGE .OR1

*To order the backlit version, add the following suffixes at the end of the code.

RITA

E27	1T3.000.E27
NEW VERSION GX53 LED 15W	1T3.000.E1P NEW VERSION

Ø355 90

Master box: 12pcs

MOULDED COLOURS	PAINTED COLOURS
ANTIQUE BLACK (A)	ANTIQUE GREEN (V)
ANTIQUE WHITE (W)	ANTIQUE BRONZE (B)

*To order the painted colour version add, the following suffixes at the end of the code.

GARDEN CLASSIC

10 HALF LANTERN

16 REVIVAL

46 GARDEN SMALL

62 GARDEN MEDIUM

82 GARDEN LARGE

98 BOLLARD

104 BOLLARD

132 DOWNLIGHT

140 UP&DOWN

152 FLOODLIGHT

162 IN-GROUND

168 BRICKLIGHT

178 BULKHEAD

196 POST

204 SOLAR MODERN

212 SOLAR CLASSIC

214 LAMPS

LUCIA BULKHEAD



NEW GX53 LED Ø160

WATT SETTABLE
15 W 9 W

CCT SETTABLE
2700 K 4000 K

15W 1940 lm

More details at page 211



1R3.000

BACKLIT COLOURS AVAILABLE

*To order the backlit version, add the following suffixes at the end of the code.



SUPPLIED FULLY PRE-WIRED



SMART PACK AVAILABLE

- Save 21% volume
- ECO-friendly packaging
- Film wrapped items



cbm: **0,15**
Master box: **16 pcs**



LAMP	POWER SETTABLE	LUMINOUS FLUX UP TO	VOLTAGE RANGE	CCT SETTABLE	
	15W WATT SET	1940 lm	100-240V 50/60 Hz	4000K/2700K CCT SET	=150W INCANDESCENT
	9W eco mode	1300 lm			=100W INCANDESCENT

AVAILABLE COLORS			
RESIN BODY (MOULDED COLOURS)			DIFFUSER
BLACK (A)	GREY (L)	WHITE (W)	OPAL (Y)

SMART PACK *

E27 1R4.000.E27

NEW VERSION

LUCIA

E27 1R3.000.E27 SINGLE BOX

GX53 LED 15W

1R3.000.E1P

REMI/LUCIA

E27 1R3.602.E27 SINGLE BOX

GX53 LED 15W

1R3.602.E1P

cbm: **0,19**
Master box: **16pcs**

SMART PACK *

E27 2R4.000.E27

NEW VERSION

LUCIA-EL

E27 2R3.000.E27 SINGLE BOX

GX53 LED 15W

2R3.000.E1P

REMI/LUCIA-EL

E27 2R3.602.E27 SINGLE BOX

GX53 LED 15W

2R3.602.E1P

cbm: **0,19**
Master box: **16pcs**

SMART PACK *

E27 3R4.000.E27

NEW VERSION

LUCIA-GD

E27 3R3.000.E27 SINGLE BOX

GX53 LED 15W

3R3.000.E1P

REMI/LUCIA-GD

E27 3R3.602.E27 SINGLE BOX

GX53 LED 15W

3R3.602.E1P

cbm: **0,19**
Master box: **16pcs**

10	HALF LANTER
16	REVIVAL
46	GARDEN SMALL
62	GARDEN MEDIUM
82	GARDEN LARGE
98	BOLLARD
104	BOLLARD
132	DOWNLIGHT
140	UP&DOWN
152	FLOODLIGHT
162	IN-GROUND
168	BRICKLIGHT
178	BULKHEAD
196	POST
204	SOLAR MODERN
212	SOLAR CLASSIC
214	LAMPS

MADDI BULKHEAD



NEW GX53 LED Ø160

WATT SETTABLE
15 W 9 W

CCT SETTABLE
2700 K 4000 K

15W 1940 lm

More details at page 211



1V4.000



BACKLIT COLOURS AVAILABLE

*To order the backlit version, add the following suffixes at the end of the code.
CLEAR .CL1 PINK .PK1 BLUE .BU1 GREEN .GN1 ORANGE .OR1

SUPPLIED FULLY PRE-WIRED

NEW GX53 144 lumen/W

GX53 LED E27 E27 + SENSOR

WITH SENSOR ») 220-240V (.E57)

SMART PACK AVAILABLE

- Save 21% volume
- ECO-friendly packaging
- Film wrapped items

SAVE 21% VOLUME

cbm: 0,15
Master box: 16 pcs



NEW LED BULKHEAD GX53-CCT & WATT SETTABLE						AVAILABLE COLORS			
LAMP	POWER SETTABLE	LUMINOUS FLUX UP TO	VOLTAGE RANGE	CCT SETTABLE		RESIN BODY (MOULDED COLOURS)			DIFFUSER
	15W 9W	1940 lm 1300 lm	100-240V 50/60 Hz	4000K/2700K CCT SET	=150W INCANDESCENT =100W INCANDESCENT	BLACK (A)	GREY (L)	WHITE (W)	OPAL (Y)

SMART PACK *	MADDI	REMI/MADDI
E27 1V4.000.E27	E27 1V3.000.E27 SINGLE BOX NEW VERSION GX53 LED 15W CCT SET WATT SET	E27 1V3.602.E27 SINGLE BOX NEW VERSION GX53 LED 15W CCT SET WATT SET
	cbm: 0,19 Master box: 16pcs	cbm: 0,19 Master box: 16pcs

SMART PACK *	MADDI-VE	REMI/MADDI-VE
E27 2V4.000.E27	E27 2V3.000.E27 SINGLE BOX NEW VERSION GX53 LED 15W CCT SET WATT SET	E27 2V3.602.E27 SINGLE BOX NEW VERSION GX53 LED 15W CCT SET WATT SET
	cbm: 0,19 Master box: 16pcs	cbm: 0,19 Master box: 16pcs

SMART PACK *	MADDI-HL	REMI/MADDI-HL
E27 3V4.000.E27	E27 3V3.000.E27 SINGLE BOX NEW VERSION GX53 LED 15W CCT SET WATT SET	E27 3V3.602.E27 SINGLE BOX NEW VERSION GX53 LED 15W CCT SET WATT SET
	cbm: 0,19 Master box: 16pcs	cbm: 0,19 Master box: 16pcs

- 10 HALF LANTER
- 16 REVIVAL
- 46 GARDEN SMALL
- 62 GARDEN MEDIUM
- 82 GARDEN LARGE
- 98 BOLLARD
- 104 BOLLARD
- 132 DOWNLIGHT
- 140 UP&DOWN
- 152 FLOODLIGHT
- 162 IN-GROUND
- 168 BRICKLIGHT
- 178 BULKHEAD
- 196 POST
- 204 SOLAR MODERN
- 212 SOLAR CLASSIC
- 214 LAMPS

GIORGIO / ROSA

POST



MADE IN ITALY



AVAILABLE COLORS			AVAILABLE VERSIONS		
RESIN BODY (MOULDED COLOURS)			DIFFUSER		
BLACK (A)	GREY (L)	WHITE (W)	OPAL (Y)		
NEW	NEW VERSION				
GX53 LED	4x GX53	2x E27			



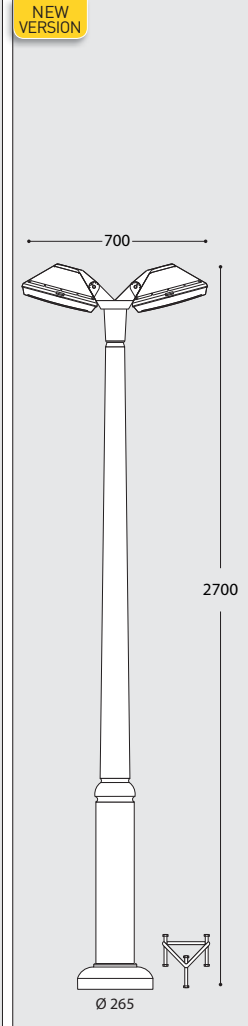
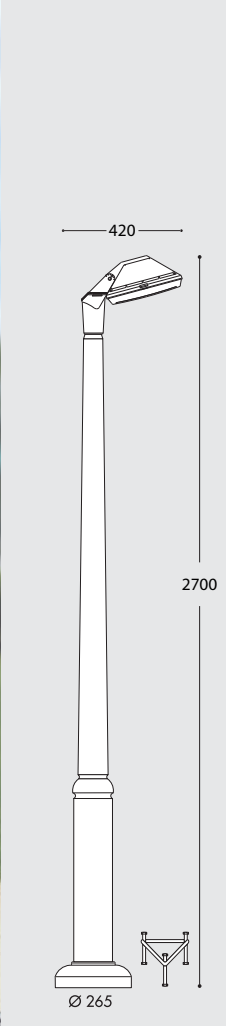
POST EKTOR / GIORGIO - ROSA

GIORGIO LED VERSIONS					
LAMP	POWER	LUMINOUS FLUX UP TO	VOLTAGE RANGE	CCT SETTABLE	
NEW 	15W WATT SET	1940 lm	100-240V 50/60 Hz	4000K/2700K CCT SET	=100W INCANDESCENT
	9W WATT SET <small>eco mode</small>	1300 lm			
4x GX53	4x10W 40W	5160 lm	100-240V 50/60 Hz	6500K/4000K/3000K	=100W HQI-SOR

ROSA LED VERSIONS					
LAMP	POWER	LUMINOUS FLUX UP TO	VOLTAGE RANGE	CCT SETTABLE	
NEW 	2x 15W WATT SET	1940 lm	100-240V 50/60 Hz	4000K/2700K CCT SET	=100W INCANDESCENT
	2x 9W WATT SET <small>eco mode</small>	1300 lm			
	2x40W 80W	10320 lm	100-240V 50/60 Hz	6500K/4000K/3000K	=2x100W HQI-SOR

EKTOR 2500 /GIORGIO	
E27	4P2.361.G10.E28
4x10W 40W	CCT SET 4P2.361.G10.D4K
GX53 LED 15W	WATT SET 4P1.361.G10.E1P NEW VERSION

EKTOR 2500 /ROSA	
2x E27	4P2.361.G20.E28
2x 40W	CCT SET 4P2.361.G20.D4K
GX53 LED 2x 15W	WATT SET 4P1.361.G20.E1P NEW VERSION



MADE IN ITALY

- 10 HALF LANTER
- 16 REVIVAL
- 46 GARDEN SMALL
- 62 GARDEN MEDIUM
- 82 GARDEN LARGE
- 98 BOLLARD
- 104 BOLLARD
- 132 DOWNLIGHT
- 140 UP&DOWN
- 152 FLOODLIGHT
- 162 IN-GROUND
- 168 BRICKLIGHT
- 178 BULKHEAD
- 196 POST
- 204 SOLAR MODERN
- 212 SOLAR CLASSIC
- 214 LAMPS

BEPPE 400/VIVI 400

POST



MADE IN ITALY



NEW HIGH POWER LED

INDOOR & OUTDOOR USE

+80°C
-30°C

90% HUMIDITY

VOLTAGE SURGE RESISTANT

30W (3620 lm)

50W (6550 lm)

More details at page 218



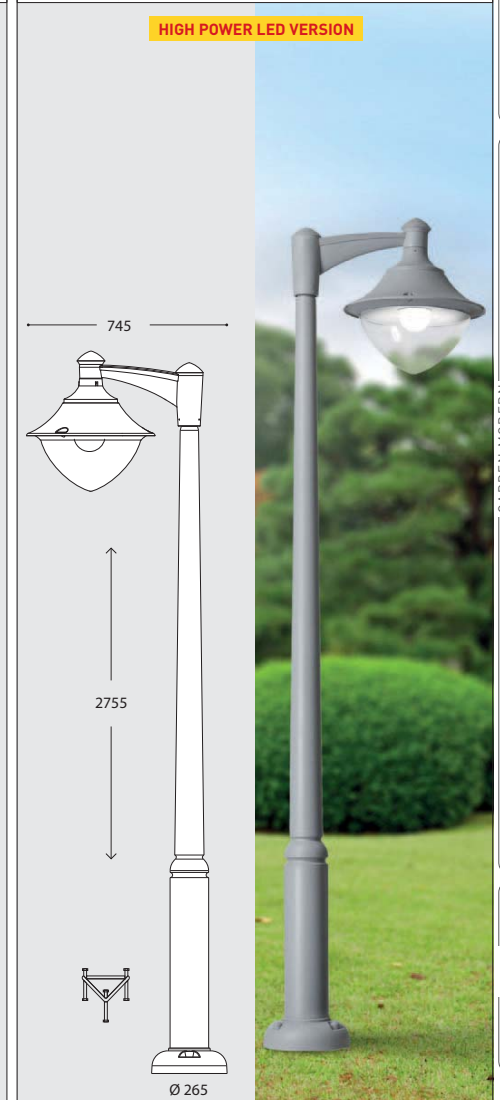

POST EKTOR / BEPPE-VIVI 400

BEPPE-VIVI 400 HIGH POWER LED					
LAMP	POWER	LUMINOUS FLUX UP TD	VOLTAGE RANGE	COLOUR TEMPERATURE	
HIGH POWER LED E27	30W	3620 lm	100-240V 50/60 Hz	3000K/ 4000K	=70W HQI-SOI
HIGH POWER LED E27	50W	6550 lm	100-240V 50/60 Hz	4000K 3000K	=70W HQI-SOI

AVAILABLE COLORS					
RESIN BODY (MOULDED COLOURS)			DIFFUSER		
BLACK (A)	GREY (L)	WHITE (W)	CLEAR (X)	OPAL (Y)	

EKTOR 2500 / BEPPE400		
30W LED	CCT SET	P50.361.Q1K
50W LED	4000K 3000K	P50.361.H1L P50.361.H1R

EKTOR 2500 MIDIPILAR / VIVI400 1L		
30W LED	CCT SET	V50.361.A10.Q1K
50W LED	4000K 3000K	V50.361.A10.H1L V50.361.A10.H1R



MADE IN ITALY

- 10 HALF LANTER
- 16 REVIVAL
- 46 GARDEN SMALL
- 62 GARDEN MEDIUM
- 82 GARDEN LARGE
- 98 BOLLARD
- 104 BOLLARD
- 132 DOWNLIGHT
- 140 UP&DOWN
- 152 FLOODLIGHT
- 162 IN-GROUND
- 168 BRICKLIGHT
- 178 BULKHEAD
- 196 POST
- 204 SOLAR MODERN
- 212 SOLAR CLASSIC
- 214 LAMPS

FORTUNATO
for details see pag.207



BISSO/ROSETTA
for details see pag. 213

FELICE 200
for details see pag.209



FELICE 400
for details see pag.209



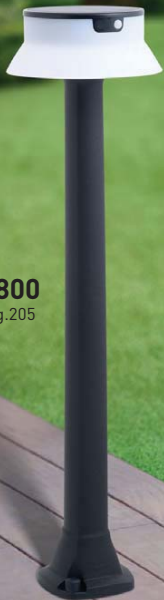

fumagalli®
s i n c e 1 9 7 3



PROMO GARDEN 2026 - SOLAR RANGE

**SOLAR MODULE
NEW VERSION**

JOSEPHA 800
for details see pag.205



FIORINA
for details see pag. 207



MINILOT/ROSETTA
for details see pag.213



JOSEPHA 160
for details see pag.205



TÜV CERTIFIED LED MODULES




SWITCH FOR ON/OFF and BATTERY ACTIVATION

SOLAR PANEL

- Panel 2W/5V
- Monocrystalline
- High resistant tempered glass



- MATERIAL**
- PC material suitable for outdoor use
 - UV rays stabilized
 - Anti shock



REPLACEABLE BATTERY

- Quick and easy battery replacement
- LiFePO4 IFR 26650 3,4Ah-3,2V
- No risk of explosion



PIR SENSOR

- Detection angle 120°
- Fields of detection up to 5m
- Active for 25 sec.



- LENS**
- Frosted color lens reducing dazzle.
 - Made of UV rays stabilized resin material to avoid yellowing process.
 - Very compact and slim design for a better light distribution and for improving the light efficiency.

- LED**
- Power absorption of the led plate 2,7W (at 100% light)
 - LED chips connected by pure **gold wires** able to withstand at the highest and lowest temperatures and granting a **lumens maintenance factor > 80%**.
 - SMD 2835 LED.
 - 4000K CRI>80



NEW VERSION



- SOLAR PANEL COVER IN HIGH RESISTANT TEMPERED GLASS
- IMPROVED IP PROTECTION
- SAME SWITCH FOR ON/OFF AND BATTERY ACTIVATION
- VERY SIMPLE USE

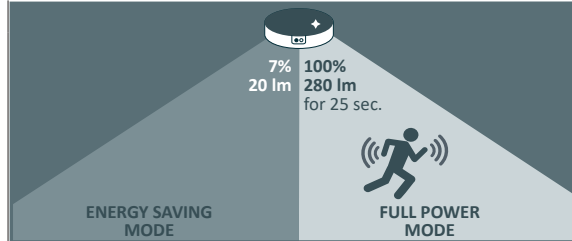
IP65

BATTERY ACTIVATION BOTTON



ON/OFF

SELF-ADJUSTING WORKING MODE



OFF MODE TO PRESERVE THE BATTERY

AUTONOMY
46h
(at fully charged battery)

CHARGING TIME 6h
at 60.000 Lux (full sunny day)

REPLACEABLE BATTERY



- LiFePO4 IFR 26650E3400, 3,2V
- No risk of explosion
- Longer Lifetime



NO WIRES NEEDED

MOTION SENSOR



- PIR Sensor control
- Detection angle 120°
- Fields of detection up to 5mt
- Active for 25 sec.



120°
5mt

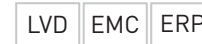
SOLAR PANEL



- 5V/2W
- Monocrystalline
- High resistant tempered glass




ANTI SHOCK



SOLAR

JOSEPHA

SOLAR MODERN



JS1.242.S3IOP2



REFLECTOR - OPTIONAL COLOURS



SOLAR MODERN

JOSEPHA

JOSEPHA SOLAR				
SOLAR MODULE NEW VERSION	BATTERY LIFE/POK	SOLAR PANEL	LUMINOUS FLUX	COLOUR TEMPERATURE
	3,4Ah 3,2V	5V/2W	max 280Lm	4000K



AVAILABLE COLORS			
RESIN BODY (MOULDED COLOURS)			REFLECTOR (STANDARD VERSION)
BLACK (A)	GREY (L)	WHITE (W)	OPAL (.OP2)

JOSEPHA 160



SOLAR MODULE NEW VERSION

JS1.114.S3IOP2
OPAL REFLECTOR

Master box: 18pcs

JOSEPHA 800



SOLAR MODULE NEW VERSION

JS1.242.S3IOP2
OPAL REFLECTOR

- 10 HALF LANTERN
- 16 REVIVAL
- 46 GARDEN SMALL
- 62 GARDEN MEDIUM
- 82 GARDEN LARGE
- 98 BOLLARD
- 104 BOLLARD
- 132 DOWNLIGHT
- 140 UP&DOWN
- 152 FLOODLIGHT
- 162 IN-GROUND
- 168 BRICKLIGHT
- 178 BULKHEAD
- 196 POST
- 204 SOLAR MODERN
- 212 SOLAR CLASSIC
- 214 LAMPS

SOLAR

FIORINA

SOLAR MODERN



F11.542.S3L



SOLAR MODERN

FIORINA/FORTUNATO

FIORINA/FORTUNATO SOLAR				
SOLAR MODULE NEW VERSION	BATTERY LIFE/POK	SOLAR PANEL	LUMINOUS FLUX	COLOUR TEMPERATURE
	3,4Ah 3,2V	5V/2W	max 280Lm	4000K



AVAILABLE COLORS		
RESIN BODY (MOULDED COLOURS)		
BLACK (A)	GREY (L)	WHITE (W)

FIORINA

F11.542.S3L

SPIKE INSTALLATION

GROUND INSTALLATION

DUAL USE

Master box: **6pcs**

FORTUNATO

FO1.000.S3L


Master box: **12pcs**

- 10 HALF LANTERN
- 16 REVIVAL
- 46 GARDEN SMALL
- 62 GARDEN MEDIUM
- 82 GARDEN LARGE
- 98 BOLLARD
- 104 BOLLARD
- 132 DOWNLIGHT
- 140 UP&DOWN
- 152 FLOODLIGHT
- 162 IN-GROUND
- 168 BRICKLIGHT
- 178 BULKHEAD
- 196 POST
- 204 SOLAR MODERN
- 212 SOLAR CLASSIC
- 214 LAMPS

SOLAR

FELICE

SOLAR MODERN



FE1.575.S3LOP2



REFLECTOR - OPTIONAL COLOURS


CLEAR	BLUE	GREEN
HX.SOL.RFL	HU.SOL.RFL	HN.SOL.RFL



SOLAR MODERN

FELICE

FELICE SOLAR				
SOLAR MODULE NEW VERSION	BATTERY LIFE/POK	SOLAR PANEL	LUMINOUS FLUX	COLOUR TEMPERATURE
	3,4Ah 3,2V	5V/2W	max 280Lm	4000K



AVAILABLE COLORS			REFLECTOR (STANDARD VERSION)
RESIN BODY (MOULDED COLOURS)			OPAL (OP2)
BLACK (A)	GREY (L)	WHITE (W)	

FELICE 800

FE1.575.S3LOP2
OPAL REFLECTOR

SOLAR MODULE NEW VERSION

Master box: **4pcs**

FELICE 400

FE1.574.S3LOP2
OPAL REFLECTOR

SOLAR MODULE NEW VERSION

Master box: **12pcs**

FELICE 200

FE1.573.S3LOP2
OPAL REFLECTOR

SOLAR MODULE NEW VERSION

Master box: **18pcs**

FELICE 200 SPIKE

FE1.572.S3LOP2
OPAL REFLECTOR

SOLAR MODULE NEW VERSION

Master box: **18pcs**

MADE IN ITALY

- 10 HALF LANTERN
- 16 REVIVAL
- 46 GARDEN SMALL
- 62 GARDEN MEDIUM
- 82 GARDEN LARGE
- 98 BOLLARD
- 104 BOLLARD
- 132 DOWNLIGHT
- 140 UP&DOWN
- 152 FLOODLIGHT
- 162 IN-GROUND
- 168 BRICKLIGHT
- 178 BULKHEAD
- 196 POST
- 204 SOLAR MODERN
- 212 SOLAR CLASSIC
- 214 LAMPS



SOLAR

SANTINA

SOLAR MODERN



MADE IN ITALY



SL1.257.S3LOP2

REFLECTOR - OPTIONAL COLOURS



SOLAR MODERN

SANTINA

SANTINA SOLAR				
SSOLAR MODULE NEW VERSION	BATTERY LIFE/POK	SOLAR PANEL	LUMINOUS FLUX	COLOUR TEMPERATURE
	3,4Ah 3,2V	5V/2W	max 280Lm	4000K



AVAILABLE COLORS	
RESIN BODY (MOULDED COLOURS)	REFLECTOR (STANDARD VERSION)

	SANTINA 800	SANTINA 500	SANTINA 300
	SL1.257.S3LOP2 OPAL REFLECTOR	SL1.256.S3LOP2 OPAL REFLECTOR	SL1.255.S3LOP2 OPAL REFLECTOR

	SANTINA 800 SPIKE	SANTINA 500 SPIKE	SANTINA 300 SPIKE
	SL1.260.S3LOP2 OPAL REFLECTOR	SL1.259.S3LOP2 OPAL REFLECTOR	SL1.258.S3LOP2 OPAL REFLECTOR

- 10 HALF LANTERN
- 16 REVIVAL
- 46 GARDEN SMALL
- 62 GARDEN MEDIUM
- 82 GARDEN LARGE
- 98 BOLLARD
- 104 BOLLARD
- 132 DOWNLIGHT
- 140 UP&DOWN
- 152 FLOODLIGHT
- 162 IN-GROUND
- 168 BRICKLIGHT
- 178 BULKHEAD
- 196 POST
- 204 SOLAR MODERN
- 212 SOLAR CLASSIC
- 214 LAMPS

SOLAR

ROSETTA

SOLAR CLASSIC



MADE IN ITALY



R22.151.S3L



SOLAR CLASSIC

ROSETTA

ROSETTA SOLAR				
SOLAR MODULE NEW VERSION	BATTERY LIFE/POK	SOLAR PANEL	LUMINOUS FLUX	COLOUR TEMPERATURE
	3,4Ah 3,2V	5V/2W	max 280Lm	4000K



AVAILABLE COLORS	
RESIN BODY	DIFFUSER
 BLACK (A)	 FROSTED (F)

BISSO/ROSETTA

R22.131.S3L

SOLAR MODULE NEW VERSION

Master box: 12pcs

SENSOR

MINILOT/ROSETTA

R22.111.S3L

SOLAR MODULE NEW VERSION

Master box: 12 pcs

SENSOR

MIZAR/ROSETTA

R22.151.S3L

SOLAR MODULE NEW VERSION

SENSOR

IAFET/ROSETTA

R22.162.S3L

SOLAR MODULE NEW VERSION

SENSOR

MADE IN ITALY

- 10 HALF LANTERN
- 16 REVIVAL
- 46 GARDEN SMALL
- 62 GARDEN MEDIUM
- 82 GARDEN LARGE
- 98 BOLLARD
- 104 BOLLARD
- 132 DOWNLIGHT
- 140 UP&DOWN
- 152 FLOODLIGHT
- 162 IN-GROUND
- 168 BRICKLIGHT
- 178 BULKHEAD
- 196 POST
- 204 SOLAR MODERN
- 212 SOLAR CLASSIC
- 214 LAMPS



TÜV CERTIFIED LED MODULES



TÜV CERTIFIED LED MODULES



Power surges resistant

- **Wide voltage range (100-240V)** to protect the driver both from voltage droop and voltage overshoot, which are quite frequent in case of outdoor installations.
- **Double 400V capacitors** and multiple resistances to withstand power surges.
- **Silicone paste** to avoid – in case of voltage swings - the vibration of the electronic components of the driver and the consequent risk of components unsoldering.



Heat resistant - Working temperature -30°+80°C

- **Gold wire bonding:** Chips connected by pure gold wires, which are able to withstand at the highest and lowest temperatures and at temperature fluctuations between day and night. The gold wire bonding can grant a lumens maintenance factor > 80%.
- **Silicone paste:** Thermoconductive silicone paste with metal powder inside for helping heat dissipation and avoid overheating problems and for protecting the electronic components in case of high and low temperatures.

Humidity resistant - Weatherproof driver for a longer lifetime

- **Silicone paste:** The driver is fully enclosed in a special silicone paste, which ensures the highest driver protection against moisture and humidity up to 90%, both unavoidable in outdoor installations.

LVD TESTED	LVD Certificate: Fumagalli lamps fulfil the Low Voltage Directive 2014/35/EU, therefore are CE marked and comply with safety requirements like protection against electrical shock, moisture and heat resistance, resistance to flame and ignition.
EMC TESTED	EMC Certificate: Fumagalli lamps meet the Electromagnetic Compatibility Directive 2014/30/EU and its amendments.
NEW ERP	New ERP Attestation of conformity: Fumagalli lamps fulfil the NEW European Ecodesign Directive EU 2019/2020, which sets stricter energy efficiency requirements, new verification tolerances and other factors such as bulb lifetime and warm-up time.
CB	IECEE CB Certificate: Fumagalli lamps meet the International System for Conformity and Certification of Electrotechnical Equipment allowing direct market access in more than 50 countries all over the world.
RoHS REACH COMPLIANT	RoHS REACH compliant: Fumagalli lamps fulfil the RoHS (Restriction of Hazardous Substances) directive 2011/65/EU and its amendments and the REACH regulation (EC) No. 1907/2006, regarding the concentration of Very High Concern Substances (SVHC).

Tested according to:
EN 62560:2012/A1: 2019
IEC/TR 62778:2014
EN 62493:2015/A1:2022



Fumagalli lamps meet the Saudi energy efficiency and functionality requirements according to SASO Directive 2870:2018/ADM1:2021. A SASO version packaging with Energy Efficiency label, according to 6.000 hours EEL test report, is available upon request.

E27 LED A60- CCT SETTABLE

POWER		8,5 W	11 W
LUMINOUS FLUX (Φ TOTAL)	2700 K	840 lm	1100 lm
	4000 K	920 lm	1200 lm
	6500 K	920 lm	1200 lm

VOLTAGE 100-240V

VOLTAGE	100-240 V	100-240 V
FREQUENCY	50/60 Hz	50/60 Hz
DISPLACEMENT FACTOR	>0,5	>0,7
PSTLM (NO FLICKER)	< 1	< 1
SVM	0,4	0,4
CRI	> 80	> 80
SDCM	<6	<6
LIFETIME	25.000 h	25.000 h
EFFICIENCY CLASS	F	F
REF. CODE	H.LED.A60.CCT	H2.LED.A60.CCT

86% savings ≈60W
85% savings ≈75W

*SASO version available upon request

E27 LED FILAMENT A60

POWER		6,5 W
LUMINOUS FLUX (Φ TOTAL)	2700 K	800 lm

VOLTAGE 100-240V

VOLTAGE	100-240 V
FREQUENCY	50/60 Hz
DISPLACEMENT FACTOR	>0,5
CRI	> 80
SWITCHING CYCLE	>100.000
WARM UP TIME	≤ 0,5"
LIFETIME	25.000 h
EFFICIENCY CLASS	E
REF. CODE	H.LED.FIL.3K

90% savings ≈60W

- 10 HALF LANTERN
- 16 REVIVAL
- 46 GARDEN SMALL
- 62 GARDEN MEDIUM
- 82 GARDEN LARGE
- 98 BOLLARD
- 104 BOLLARD
- 132 DOWNLIGHT
- 140 UP&DOWN
- 152 FLOODLIGHT
- 162 IN-GROUND
- 168 BRICKLIGHT
- 178 BULKHEAD
- 196 POST
- 204 SOLAR MODERN
- 212 SOLAR CLASSIC
- 214 LAMPS

TÜV CERTIFIED LED MODULES



TÜV CERTIFIED LED MODULES

GX53 LED Ø75mm- CCT SETTABLE

	POWER	3 W	
	LUMINOUS FLUX (Ø TOTAL)	3000 K	405 lm
		4000 K	410 lm
	6500 K	410 lm	
	SIZE & SOCKET	 GX53	
	LUMINOUS FLUX (Ø USE 120°)	335 lm	
	VOLTAGE	100-240 V	
	FREQUENCY	50/60 Hz	
	PSTLM (NO FLICKER)	<1	
	SVM	0,4	
	CRI	> 80	
	SDCM	<6	
	BEAM ANGLE	112°	
	SWITCHING CYCLE	> 30.000	
	WARM UP TIME	0s	
	LIFETIME	25.000 h	
	EFFICIENCY CLASS	E	
	REF. CODE	H.LED.G53.CCT	

GX53 LED Ø100mm - CCT SETTABLE

	POWER	10W	
	LUMINOUS FLUX (Ø TOTAL)	3000 K	1190 lm
		4000 K	1290 lm
	6500 K	1210 lm	
	SIZE & SOCKET	 GX53	
	LUMINOUS FLUX (Ø USE 120°)	975 lm	
	VOLTAGE	100-240 V	
	FREQUENCY	50/60 Hz	
	DISPLACEMENT FACTOR	>0,5	
	PSTLM (NO FLICKER)	< 1	
	SVM	0,4	
	CRI	> 80	
	SDCM	<6	
	BEAM ANGLE	112°	
	SWITCHING CYCLE	> 30.000	
	WARM UP TIME	0s	
	LIFETIME	25.000 h	
	EFFICIENCY CLASS	E	
	REF. CODE	H3.LED.G53.CCT	

GX53 LED Ø160mm- POWER SETTABLE / CCT SETTABLE

	POWER	15W / 9 W eco mode	
	LUMINOUS FLUX (Ø TOTAL)	2700 K	1780 lm
		4000 K	1200 lm
		1940 lm	1300 lm
	SIZE & SOCKET	 GX53	
	VOLTAGE	100-240 V	
	FREQUENCY	50/60 Hz	
	DISPLACEMENT FACTOR	>0,9	
	PSTLM (NO FLICKER)	<0,1	
	SVM	0,4	
	CRI	> 80	
	SDCM	<6	
	SWITCHING CYCLE	> 15.000	
	WARM UP TIME	≤ 0,5"	
	LIFETIME	25.000 h	
	EFFICIENCY CLASS	E	
	REF. CODE	H7.LED.G53.CCT	

POWER SETTABLE

- Switch settable in two different positions, to select the desired power.
- Full Power mode or eco mode settable.

LENS

- Lens designed to widen the lamp beam angle and avoid shadows on the diffuser.
- Frosted color lens reducing dazzle.
- Made of UV stabilized resin material to avoid yellowing process.

DRIVER 100-240V

- IC isolated driver technology.
- Wide voltage range: 100-240V +/- 10% tolerance to protect the driver both from voltage droop and voltage overshoot.
- Double 400V capacitors and multiple resistances to withstand power surges.

CCT SETTABLE

- Switch settable in two different positions, to select the desired Kelvin temperature (2700K, 4000K) and get a customized ambience.
- 2700K and 4000K led chips on 2 separate circuits to grant SDCM < 6.

GOLD WIRE BONDING

- LED chips connected by pure gold wires able to withstand at the highest and lowest temperatures and granting a lumens maintenance factor > 80%.
- SMD 2835 LED.
- LM80 STANDARD

GX53 LAMP HOLDER

- Quick and easy lamp replacement and version upgrade.
- Made of PBT material resisting up to 180° and 250V.
- ENEC certified.

- 10 HALF LANTERN
- 16 REVIVAL
- 46 GARDEN CLASSIC SMALL
- 62 GARDEN MEDIUM
- 82 GARDEN LARGE
- 98 BOLLARD
- 104 BOLLARD
- 132 DOWNLIGHT
- 140 UP&DOWN
- 152 FLOODLIGHT
- 162 IN-GROUND
- 168 BRICKLIGHT
- 178 BULKHEAD
- 196 POST
- 204 SOLAR MODERN
- 212 SOLAR CLASSIC
- 214 LAMPS

TÜV CERTIFIED LED MODULES



TÜV CERTIFIED LED MODULES

E27 HIGH POWER LED

<p>VOLTAGE 100-240V</p>	POWER		15 W	30W
	LUMINOUS FLUX (Φ TOTAL)	3000 K 4000 K	1545 lm 1690 lm	3325lm 3620 lm
SIZE & SOCKET				
<p>CCT SETTABLE 3000 K 4000 K</p> <p>SILICONE PROTECTION DRIVER</p> <p>INDOOR & OUTDOOR USE</p> <p>-30 +80 °C 90% HUMIDITY</p> <p>VOLTAGE SURGE RESISTANT</p>				
<p>VOLTAGE</p>		100-240 V		100-240 V
<p>FREQUENCY</p>		50/60 Hz		50/60 Hz
<p>DISPLACEMENT FACTOR</p>		>0,7		>0,9
<p>PSTLM (NO FLICKER)</p>		<1		<1
<p>SVM</p>		0,4		0,4
<p>CRI</p>		> 80		> 80
<p>SDCM</p>		<6		<6
<p>SWITCHING CYCLE</p>		30.000		30.000
<p>WARM UP TIME</p>		< 0,5"		< 1"
<p>LIFETIME</p>		25.000 h		25.000 h
<p>EFFICIENCY CLASS</p>		F		E
<p>REF. CODE</p>		H3.LED.HIP.CCT		H2.LED.HIP.CCT

E27 HIGH POWER LED

<p>VOLTAGE 100-240V</p>	POWER		50 W	60W	
	LUMINOUS FLUX (Φ TOTAL)	3000 K 4000 K	5850 lm 6550 lm	6800 lm 7600 lm	
SIZE & SOCKET					
<p>CCT SETTABLE 3000 K 4000 K</p> <p>SILICONE PROTECTION DRIVER</p> <p>INDOOR & OUTDOOR USE</p> <p>-30 +80 °C 90% HUMIDITY</p> <p>VOLTAGE SURGE RESISTANT</p>					
<p>VOLTAGE</p>		100-240 V		100-240 V	
<p>FREQUENCY</p>		50/60 Hz		50/60 Hz	
<p>DISPLACEMENT FACTOR</p>		>0,9		>0,9	
<p>PSTLM (NO FLICKER)</p>		<1		<1	
<p>SVM</p>		0,4		0,4	
<p>CRI</p>		> 80		> 80	
<p>SDCM</p>		<6		<6	
<p>SWITCHING CYCLE</p>		30.000		30.000	
<p>WARM UP TIME</p>		< 1"		< 0,5"	
<p>LIFETIME</p>		25.000 h		25.000 h	
<p>KELVIN</p>		3000 K	4000 K	3000 K	4000 K
<p>EFFICIENCY CLASS</p>		E	E	E	E
<p>REF. CODE</p>		H.LED.HIP.3K	H.LED.HIP.4K	H4.LED.HIP.3K	H4.LED.HIP.4K

GU10 LED - CCT SETTABLE

<p>VOLTAGE 100-240V</p>	POWER		2,9 W
	LUMINOUS FLUX (Φ TOTAL)	2700 K 4000 K	360 lm 390 lm
SIZE & SOCKET			
<p>CCT SETTABLE 2700 K 4000 K</p> <p>SILICONE PROTECTION DRIVER</p> <p>INDOOR & OUTDOOR USE</p> <p>-30 +80 °C 90% HUMIDITY</p> <p>VOLTAGE SURGE RESISTANT</p>			
<p>VOLTAGE</p>		100-240 V	
<p>FREQUENCY</p>		50/60 Hz	
<p>DISPLACEMENT FACTOR</p>		>0,95	
<p>PSTLM (NO FLICKER)</p>		<1	
<p>SVM</p>		0,4	
<p>CRI</p>		> 80	
<p>SDCM</p>		<5	
<p>BEAM ANGLE</p>		48°	
<p>SWITCHING CYCLE</p>		> 25.000	
<p>WARM UP TIME</p>		≤ 0,5"	
<p>LIFETIME</p>		25.000 h	
<p>EFFICIENCY CLASS</p>		E	
<p>REF. CODE</p>		H.LED.GU10.CCT	

GU10 LED - CCT SETTABLE

<p>VOLTAGE 100-240V</p>	POWER		4,8 W
	LUMINOUS FLUX (Φ TOTAL)	2700 K 4000 K	580 lm 625 lm
SIZE & SOCKET			
<p>CCT SETTABLE 2700 K 4000 K</p> <p>SILICONE PROTECTION DRIVER</p> <p>INDOOR & OUTDOOR USE</p> <p>-30 +80 °C 90% HUMIDITY</p> <p>VOLTAGE SURGE RESISTANT</p>			
<p>VOLTAGE</p>		100-240 V	
<p>FREQUENCY</p>		50/60 Hz	
<p>DISPLACEMENT FACTOR</p>		>0,95	
<p>PSTLM (NO FLICKER)</p>		<1	
<p>SVM</p>		0,4	
<p>CRI</p>		> 80	
<p>SDCM</p>		<5	
<p>BEAM ANGLE</p>		47°	
<p>SWITCHING CYCLE</p>		> 25.000	
<p>WARM UP TIME</p>		≤ 0,5"	
<p>LIFETIME</p>		25.000 h	
<p>EFFICIENCY CLASS</p>		E	
<p>REF. CODE</p>		H2.LED.GU10.CCT	

10	HALF LANTERN
16	REVIVAL
46	GARDEN SMALL
62	GARDEN MEDIUM
82	GARDEN LARGE
98	BOLLARD
104	BOLLARD
132	DOWNLIGHT
140	UP&DOWN
152	FLOODLIGHT
162	IN-GROUND
168	BRICKLIGHT
178	BULKHEAD
196	POST
204	SOLAR MODERN
212	SOLAR CLASSIC
214	LAMPS

TÜV CERTIFIED LED MODULES



TÜV CERTIFIED LED MODULES

R7s LED 78mm- CCT SETTABLE

SIZE & SOCKET	R7s 	POWER	3,5W	
CCT SETTABLE 2700 K 4000 K 6500 K		LUMINOUS FLUX (Φ TOTAL)	2700 K: 325 lm 4000 K: 365 lm 6500 K: 365 lm	
		VOLTAGE	100-240 V	
		FREQUENCY	50/60 Hz	
INDOOR & OUTDOOR USE -30 +80 °C 90% HUMIDITY VOLTAGE SURGE RESISTANT	ENERG+ FUMAGALLI S.R.L. R7S LED R7S CCT	DISPLACEMENT FACTOR	>0	
CE LVD EMC TUV SUD ERP	COMPLY WITH: EU 2019/2015 EU 2019/2020	PSTLM (NO FLICKER)	<1	
		SVM	0,4	
VOLTAGE 100-240V	4 kWh/1000h	CRI	> 80	
		SDCM	<6	
VOLTAGE 100-240V	4 kWh/1000h	SWITCHING CYCLE	45.000	
		WARM UP TIME	≤ 0,5"	
VOLTAGE 100-240V	4 kWh/1000h	LIFETIME	25.000 h	
		EFFICIENCY CLASS	F	
VOLTAGE 100-240V	4 kWh/1000h	REF. CODE	H7.LED.R7S.CCT	


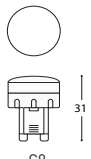
R7s LED 118mm- CCT SETTABLE

SIZE & SOCKET	R7s 	POWER	7,5 W	
CCT SETTABLE 2700 K 4000 K 6500 K		LUMINOUS FLUX (Φ TOTAL)	2700 K: 680 lm 4000 K: 775 lm 6500 K: 790 lm	
		VOLTAGE	100-240 V	
		FREQUENCY	50/60 Hz	
INDOOR & OUTDOOR USE -30 +80 °C 90% HUMIDITY VOLTAGE SURGE RESISTANT	ENERG+ FUMAGALLI S.R.L. R7S LED R7S CCT	DISPLACEMENT FACTOR	>0,5	
CE LVD EMC TUV SUD ERP	COMPLY WITH: EU 2019/2015 EU 2019/2020	PSTLM (NO FLICKER)	<1	
		SVM	0,4	
VOLTAGE 100-240V	8 kWh/1000h	CRI	> 80	
		SDCM	<6	
VOLTAGE 100-240V	8 kWh/1000h	SWITCHING CYCLE	45.000	
		WARM UP TIME	≤ 0,5"	
VOLTAGE 100-240V	8 kWh/1000h	LIFETIME	25.000 h	
		EFFICIENCY CLASS	F	
VOLTAGE 100-240V	8 kWh/1000h	REF. CODE	H8.LED.R7S.CCT	

R7s LED 189mm- CCT SETTABLE

SIZE & SOCKET	R7s 	POWER	10,5 W	
CCT SETTABLE 2700 K 4000 K 6500 K		LUMINOUS FLUX (Φ TOTAL)	2700 K: 1000 lm 4000 K: 1130 lm 6500 K: 1160 lm	
		VOLTAGE	100-240 V	
		FREQUENCY	50/60 Hz	
INDOOR & OUTDOOR USE -30 +80 °C 90% HUMIDITY VOLTAGE SURGE RESISTANT	ENERG+ FUMAGALLI S.R.L. R7S LED R7S CCT	DISPLACEMENT FACTOR	>0,7	
CE LVD EMC TUV SUD ERP	COMPLY WITH: EU 2019/2015 EU 2019/2020	PSTLM (NO FLICKER)	<1	
		SVM	0,4	
VOLTAGE 100-240V	11 kWh/1000h	CRI	> 80	
		SDCM	<6	
VOLTAGE 100-240V	11 kWh/1000h	SWITCHING CYCLE	45.000	
		WARM UP TIME	≤ 0,5"	
VOLTAGE 100-240V	11 kWh/1000h	LIFETIME	25.000 h	
		EFFICIENCY CLASS	F	
VOLTAGE 100-240V	11 kWh/1000h	REF. CODE	H9.LED.R7S.CCT	

G9LED

POWER	1,7 W	
LUMINOUS FLUX (Φ TOTAL)	3000 K: 150 lm 4000 K: 150 lm	
SIZE & SOCKET	G9 	
VOLTAGE	100-240 V	
FREQUENCY	50/60 Hz	
PSTLM (NO FLICKER)	<1	
SVM	0,9	
CRI	> 80	
SDCM	<6	
SWITCHING CYCLE	>40.000	
WARM UP TIME	≤ 0,5"	
LIFETIME	15.000 h	
KELVIN	3000 K: F 4000 K: F	
REF. CODE	H.LED.G09.3K: H.LED.G09.4K	

*SASO version available upon request.

SOLAR MODULE

SIZE		
ENERGY SAVING MODE	LUMEN	20
FULL POWER MODE	AUTONOMY	46h
	LUMEN	280
SOLAR PANEL	ACTIVE TIME	25 sec
	5V/2W Monocrystalline Antishock material High resistant tempered glass	
CHARGING TIME	6h	
REPLACEABLE BATTERY	LiFePO4 IFR26650E3400, 3.2V No Risk of explosion Longer Lifetime	
	Detection angle 120° Fields of detection up to 5 mt Active for 25 sec.	
PIR SENSOR		
LED	1 CIRCUITS: SMD 2835 COLOR RENDERING INDEX RA: > 80 SDCM: < 6 LIFETIME: 30.000 h KELVIN: 4000 K	
REF. CODE	H2.LED.SOL.4K	

GARDEN CLASSIC

- 10 HALF LANTERN
- 16 REVIVAL
- 46 GARDEN SMALL
- 62 GARDEN MEDIUM
- 82 GARDEN LARGE
- 98 BOLLARD
- 104 BOLLARD
- 132 DOWNLIGHT
- 140 UP&DOWN

GARDEN MODERN

- 152 FLOODLIGHT
- 162 IN-GROUND
- 168 BRICKLIGHT
- 178 BULKHEAD
- 196 POST

SOLAR

- 204 SOLAR MODERN
- 212 SOLAR CLASSIC
- 214 LAMPS

GET INSPIRED BY OUR **SUGGESTED COMBINATIONS...**

DISPLAY STAND

H.STAND.01

SCAN ME!



VIDEO PRESENTATION

360° DISPLAY

- 4 sides solid and resistant stand in MDF material, complete with basement for bollard fixation.



MARKETING SUPPORT

- Coloured images for emphasizing resin material advantages, Italian origin and brand identity.



EASY CATALOGUE ACCESS

- QR code on every cube for direct access to Fumagalli internet website.



MODULAR CONSTRUCTION

- Modular design concept with stackable cubes for easy installation and screwless assembly.



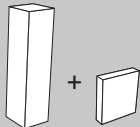
VERY COMPACT SIZE

- Suitable to be installed in every showroom.
- Occupied surface area: 0,64 sqm only.



PACKAGING

- Kg. 39,2
- mc 0,49 (2 boxes)



WALL PANEL

H.STAND.02



BASE FOR POLES

H.STAND.03



VERTICAL BANNER



LOOKING FOR SOMETHING ELSE?

GARDEN RANGE



PROJECT RANGE



TO SEE OUR COMPLETE COLLECTION

Ask for our NEW **General Catalogue 2027** or visit our website at www.fumagalli.it



231
DISTRIBUTORS
ALL OVER THE
WORLD

190
EMPLOYEES

COME TO VISIT US



RESIN MATERIAL ADVANTAGES



NO MAINTENANCE



ANTI-CORROSION



DOUBLE INSULATION



NOT AFFECTED BY
CHEMICAL FERTILIZERS



UV-RAY STABILIZED



RECYCLABLE



UV TREATED



DOUBLE INSULATION



ANTI-SHOCK



TEMPERATURE



ENERGY SAVING



RESIDENTIAL



PUBLIC

HOW TO READ THE CODE

DIFFUSER	STRUCTURE	SYSTEM	COLOUR OF THE STRUCTURE	COLOUR OF THE DIFFUSER	ELECTRIFICATION	VARIANT
IDENTIFIES THE DIFFUSER	IDENTIFIES THE STRUCTURE ON WHICH THE DIFFUSER IS MOUNTED (POLE, BRACKET, BASE, SPIKE)	IDENTIFIES THE MULTILIGHT SYSTEM IF PRESENT	IDENTIFIES THE COLOUR OF THE STRUCTURE	IDENTIFIES THE COLOUR OF THE DIFFUSER	IDENTIFIES THE TYPE OF ELECTRIFICATION AND THE EVENTUAL PRESENCE OF BULBS	IDENTIFIES THE PRESENCE OF COMPONENTS SUCH AS AN EVENTUAL LOUVRE OR BACKLIT BASE ON THE BULKHEAD RANGE
1 R3	. 613	. X20	. A	. Y	. E1P	OR1



fumagalli[®]
s i n c e 1 9 7 3

Fumagalli S.r.l.
Via Ca' Bassa, 59
21100 Varese - ITALY
Tel. +39.0332.336353
Fax. +39.0332.336358
E-mail customerservice@fumagalli.it



www.fumagalli.it

