




WIRING DEVICES

CATALOGUE ENGLISH

 **WIRING DEVICES****CATALOGUE** ENGLISH

Index



Eikon	48
Linea	180
Arké	240
Plana	318
Neve Up	380
Smart Home&Building 	420
Customisation	468
Enclosures and boxes	488

MADE
OF
ITALY

Passion, design, innovation. Since 1945.



Vimar acknowledged as a Historic Brand of National Interest. On the strength of its leading role in the market for over 50 years, Vimar was awarded the prestigious designation of Historic Brand of national interest by the Italian Ministry for Economic Development in 2021, bearing witness to the company's long tradition and Italian pedigree.

An all-Italian business powered by extraordinary positive energy, with passion and a desire to innovate. "Good-looking and well made" are the words that best describe our vision of Italian manufacturing, which - for us - means creativity, expertise, innovation, tradition, attention and the utmost dedication. A productive vision involving the company's entire value chain, aimed at offering customers a product and service that fully meets their expectations of style and quality.

About us



9

branch offices
worldwide

Present on the international stage with 9 sites worldwide, supplying over 100 countries with versatile, practical products that meet the most varied installation requirements and comply with the major international standards.



4

production plants
at Marostica, Italy



Vimar Headquarters



Logistics and production pole

1.300

employees, of whom 1,000
work in Italy

15.000

articles distributed
in more than 100
countries

Positive energy Made in Italy.

Our company's home, where we **create, design and manufacture** our products, is still located in the North East of Italy because we are committed to the **Made in Italy** concept in all its aspects. Our production is inspired by a unique blend of aesthetic quality and technological reliability. From materials to aesthetic lines, colour combinations and electronics, Vimar stands out for a blend of style that speaks Italian the world over. **All this is called Positive Energy.** The same energy that ensures that today Vimar is one of the key players in the market with a range able to cover all needs in the residential, commercial and naval sectors.

Logistics and production pole.

The logistics and production pole at Marostica is based on the utmost harmony established with the local area: a project where **forms and materials blend in naturally with the environment** and the surrounding landscape, bringing together the three souls of the company in a single space: offices, production and warehouse.

We design to be sustainable



Delve into our Sustainability Report

Our commitment to the future.

We have chosen Positive Energy. We implement a circular economy model that drives our design concepts: with the work we do, with our research and our designs, we invest in the urgent challenges to regenerate the environment. In our production plants, too, we have made design choices in which sustainability, architectural value and occupational comfort are expressed to the full.



-1,775 tCO₂

of emissions avoided over the last three years thanks to our company's energy efficiency actions



>1,700,000 kWh/year

of energy generated by the photovoltaic systems

20%

elevated energy consumption efficiency over the last 5 years

97%

the portion of waste directed to reclaiming and recycling




Products assessed according to the LCA approach. We assess the environmental performance of Vimar's high-turnover products according to the LCA (Life Cycle Assessment) approach, with respect to the international reference standards ISO 14040 and 14044. The process is part of the Environmental Product Declaration (EPD).


EPD-PEP Ecopassport certifications are available for all high-turnover products in the Linea, Eikon, Arké and Plana series and junction boxes; these are flagged with the relevant mark on every product sheet on www.vimar.com



We design to be integrated with the other players. We manufacture products capable of contributing to the rating of the most renowned building sustainability protocols, such as LEED®, BREEAM® and WELL®.

Production process with a low environmental impact



-80% 
CO₂ eq. emissions

We certify our commitment to environmental, social and economic sustainability. The Linea series is a virtuous example: it replaces 70% of conventional fossil-fuel based plastics with plastics from recycled and renewable sources and thanks also to the optimised production processes, the efficient management of product volumes and the use of FSC certified eco-sustainable packaging, it reduces CO₂ equivalent produced by over 80%, saving more than 500 tonnes of CO₂ equivalent each year.



> 500

saving more than 500 tonnes of CO₂ equivalent each year

97%

of Linea production contains plastic from renewable and recycled sources originating from an ISCC PLUS certified supply chain (mass balance, the certified portion varies for different products), contributing to the significantly lower environmental impact.



100%





of packaging is fully recyclable. Product cases, enclosures and boxes are made of recycled cardboard or card, printed with water-based ink and make exclusive use of eco-sustainable glues. The paper used is FSC certified, which guarantees it is sourced from responsibly managed forests.

PATENTED VIMAR

Finishing process for PVD (Physical Vapour Deposition) metal cover plates. Painstaking care taken with the choice of materials, including zinc-titanium alloy cover plates that allow a process of cold forging and PVD finishes with prestigious, eco-sustainable metallic effects.



Quality guarantee



Research and Development

To offer the best in **technology** and **design** we invest a portion of each year's turnover: we have registered over **200 patents worldwide**, of which 24 for the new Linea series, undisputed evidence of our attention to both great innovations and to small details that ensure safety and simplicity in everyday actions.



We believe in a job well done for the common good. The aim is to provide support in **creating protected, comfortable environments** through **high quality products**, with intuitive functions and a sophisticated, truly Italian design. Our patents are the fruit of a research aimed at the common good: like the **SICURY** shutter. An idea that revolutionised the safety of electrical installations and the socket outlet protection system in 1968. We decided to make it freely available to all operators in the sector. From that day on, the life of children was a little safer and that of parents a little more serene.

High quality

Before leaving the factory, all **our products are rigorously tested** in observance of the product requirements expressed both by the Quality Management System and by the national and international product Marks, in the belief that product quality is the best business card. Not by chance we have obtained the most important Quality certifications, including **ISO 9001:2015**. Vimar, moreover, uses an environmental management system certified to **ISO 14001:2015** and a work environment health and safety management system to **ISO 45001:2018**.

>200 patents registered in over 78 years of business

Design and innovation



The prestigious prizes and awards of the wiring series

We contribute to the culture of the home.

Outstanding quality combines valuable expertise with a profound appreciation for innovation and design, and a willingness to embrace the new along with the needs of your projects. Each lighting device or socket outlet fully integrates in interior design projects as a **true item of décor**. We take care of all the details.

Iconic design.

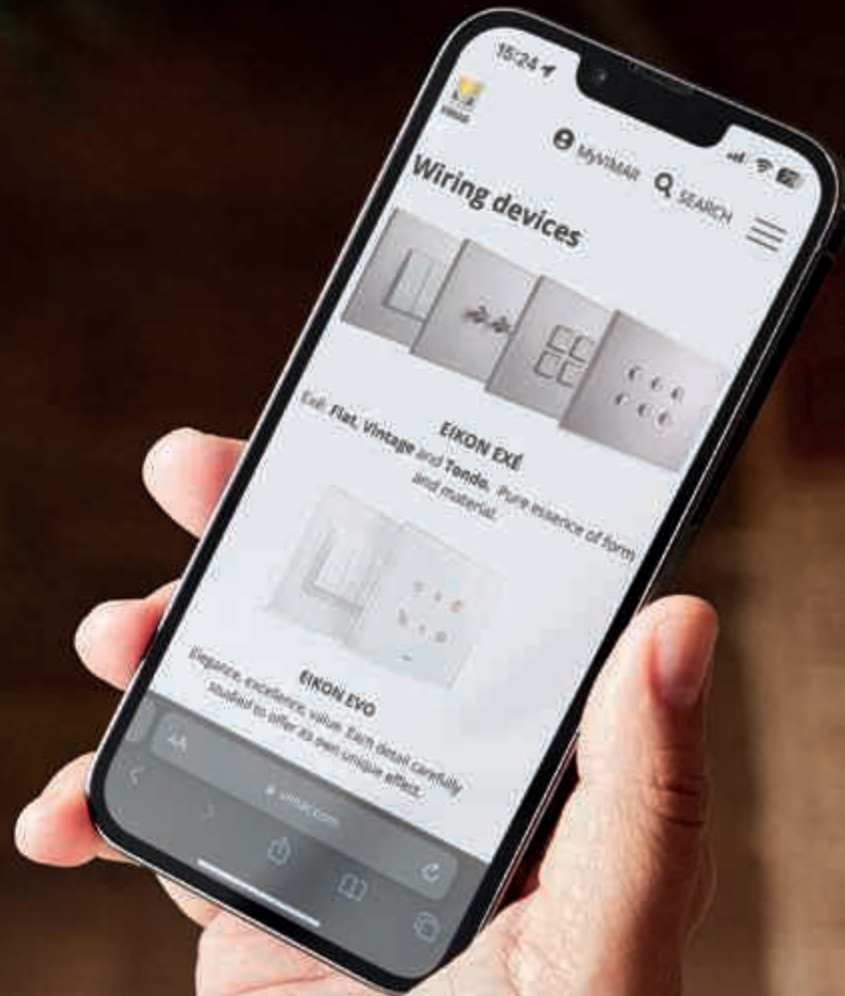
We have the **most expert designers available to us to develop housing styles together**: stylish and harmonious lines are combined in numerous variations of colours and materials to improve the look of every environment. We commit time and energy to developing new projects in the electro-technical, electronic and electronic materials fields daily. Because form and innovation can live alongside each other in harmony. This is shown by the many awards won in the most prestigious international competitions.

Safe and easy technology for integrated building management.

Our technology provides a practical response to the needs of people who design, build and use living space, while ensuring that buildings can be smart and welcoming at the same time. It is a set of solutions for control, comfort, energy efficiency and security, in which home automation, burglar alarm system, video door entry system, CCTV and automation are in constant communication with each other, within a **single, integrated system** that's fully connected to the Internet of Things: the **View** app is the application for smartphones and tablets for managing Vimar's professional systems and connected devices.



Always by your side



The benefits of on-line services

A web area constantly updated and rich in useful content for professionals: documentation, on-line product catalogue, tutorial videos, software downloads and helpful applications for your professional activity, sales network and technical support contacts, training courses, interesting news, and events.



Tutorial videos

conceived to help installers during the installation and configuration of the various Vimar systems.



Home Tour

To discover how to develop the electrical system with new functions to make life easier.



MyVimar

to receive constant information and services, a platform designated for customers and professionals.



Colour configurator


to choose colours, shapes and materials of the cover plates and devices most suited for the style of your home.

360° training

We offer courses on the systems in the catalogue, thanks to which professionals can develop the knowledge allowing them to work on smart home and building automation projects. The training courses can be followed in a classroom, at our Training Centre, in our local offices and at selected training facilities nationwide, or conveniently from home or the workplace, **via the dedicated web platform.**



Intelligent products and interconnected systems



Vimar View

Vimar is a one-stop shop offering connected systems and products for new builds, refurbishments or to modernise existing systems. A combination of solutions designed to enhance comfort, energy efficiency, safety and security, with matching styling.

Full integration, also with third-party systems (KNX, Google, Alexa by Amazon, SmartThings by Samsung, HomeKit by Apple, IFTTT)

Matching style and total customisation for the wiring series

Solutions for comfort, security and energy efficiency



Connected systems and products, to ensure maximum control



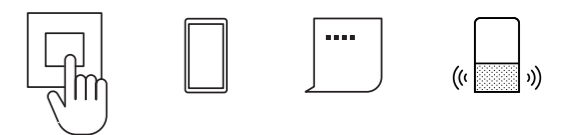
Integrated systems for a unique user experience

A quality service to support every customer every day

A unique experience to manage, control and create scenarios, even remotely. You are always connected to your living spaces, wherever you are, and are always up-to-date on what is going on inside and outside the building.



Vimar View



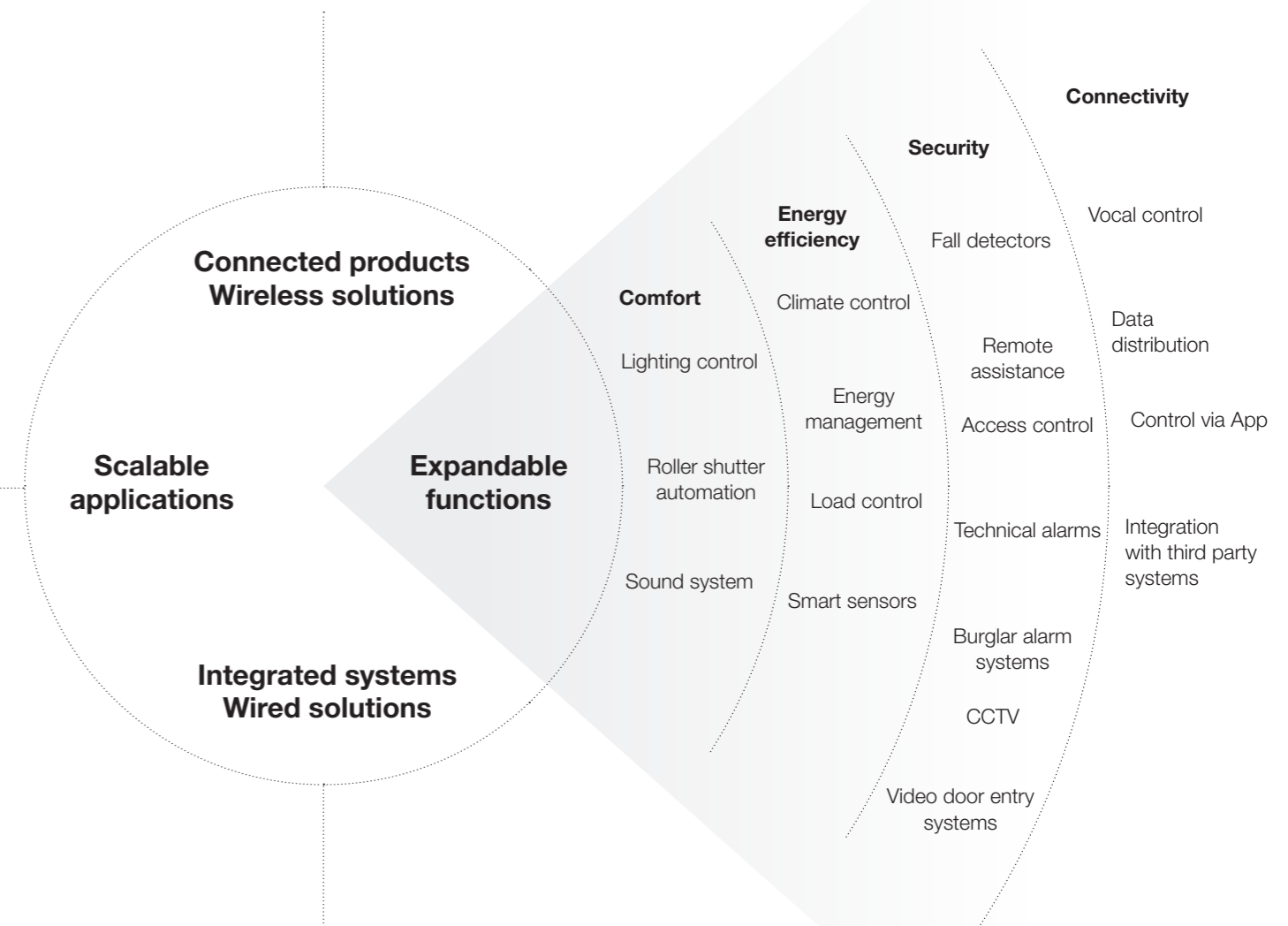
Versatile solutions




From small to large buildings

- Residential
- Hospitality
- Nautical
- Office
- Service industry
- Healthcare

Customised products that liaise with one another continuously and in a perfectly integrated way to provide a concrete solution to the needs of those who build and enjoy spaces. **Our solutions respect the identity of every setting**, for total control of your home and of the building.



A complete range



Design solutions, unique combinations.

Each lighting device socket outlet fully integrates in the interior design project as a true item of décor. Simple, elegant and impeccable shapes.

Eikon Exé

The essence of form and material



Eikon Evo

Luxury is unveiled



Linea

Energy takes shape



Arké

A contemporary soul, a strong personality



Plana and Plana Up

Essential and universal



Neve Up

A smart choice





Customisation.

Choose the style you prefer for the various technologies

An aesthetic choice.

Cover plates with different shapes and a wide range of **materials/finishes and colours**, also in shades of RAL K7. You only need to choose the cover plate you prefer.

Identity and immediate visibility.

To boost the identity of an accommodation facility all the cover plates can show the facility's logo. Indeed, our laser technology is used to reproduce any symbol clearly and precisely, guaranteeing a long-lasting result.

A symbolic choice.

Buttons and controls can be customised according to the chosen function. Laser technology makes it possible to engrave any symbol accurately, choosing from **an extensive gallery of pictograms** that identify the most widespread functions or reproducing a symbol you have provided. Thanks to RGB technology, customers can also choose the colour of the backlighting.

Unique and distinctive details.

Cover plate customised with your logo



Laser engraved customised buttons



Thanks to the RGB LED technology, you can also choose the colour of the backlighting to create totally coordinated interfaces.

Customisable symbols from a large library



Dynamic LED icons that can be customised using the app

The Linea range with XT platform allows customising the controls in two ways: using dynamic LED icons which can be customised using the app or, for the black version, by applying a label of a symbol chosen from the library onto the back of the button.

Scalable solutions



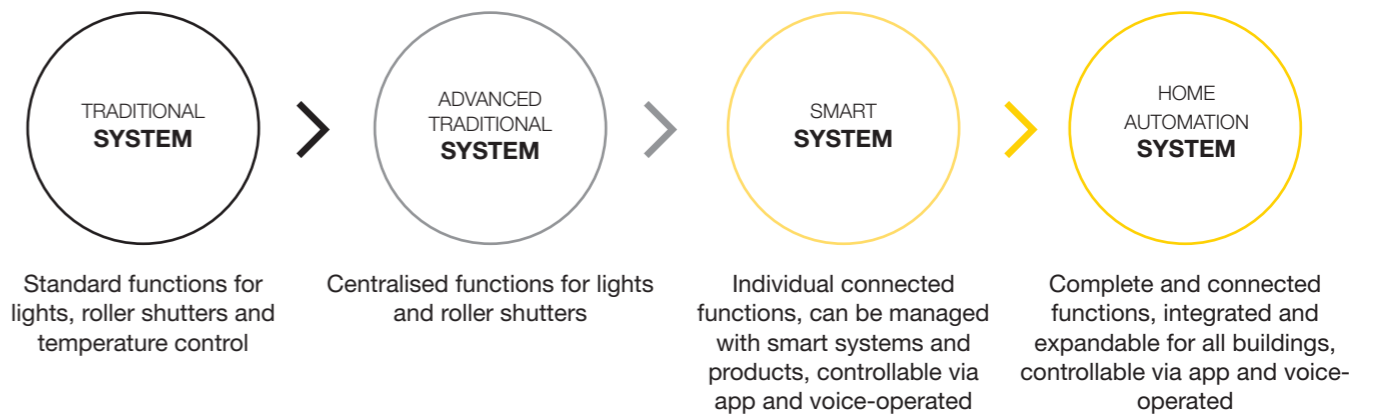
Wireless or wired.

The opportunity to design a complete, expandable and modular system

Versatile technological solutions, from the traditional system to advanced home automation systems, for the utmost integration and interoperability of all functions. Full synergy with international standards and protocols.



VIEW
IoT smart life



quid+

WiFi CERTIFIED

by-me smart automation

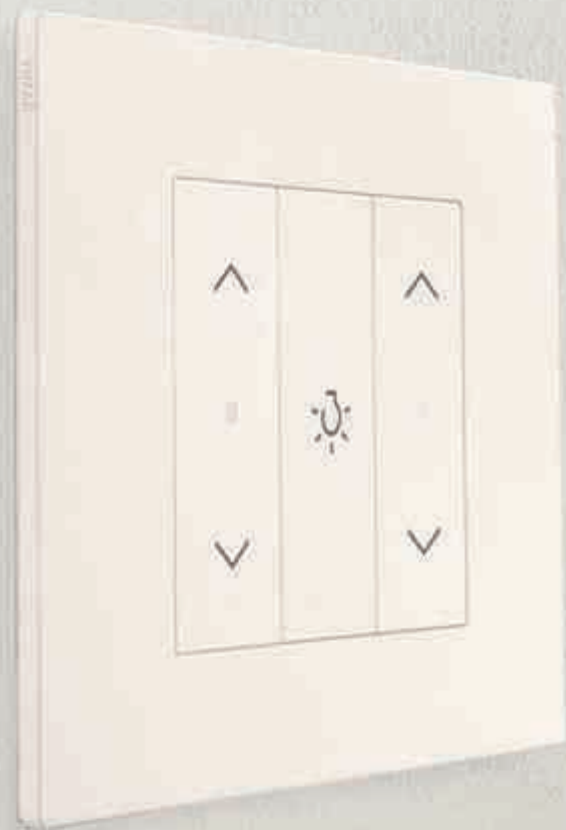
4G LTE

KNX

Bluetooth

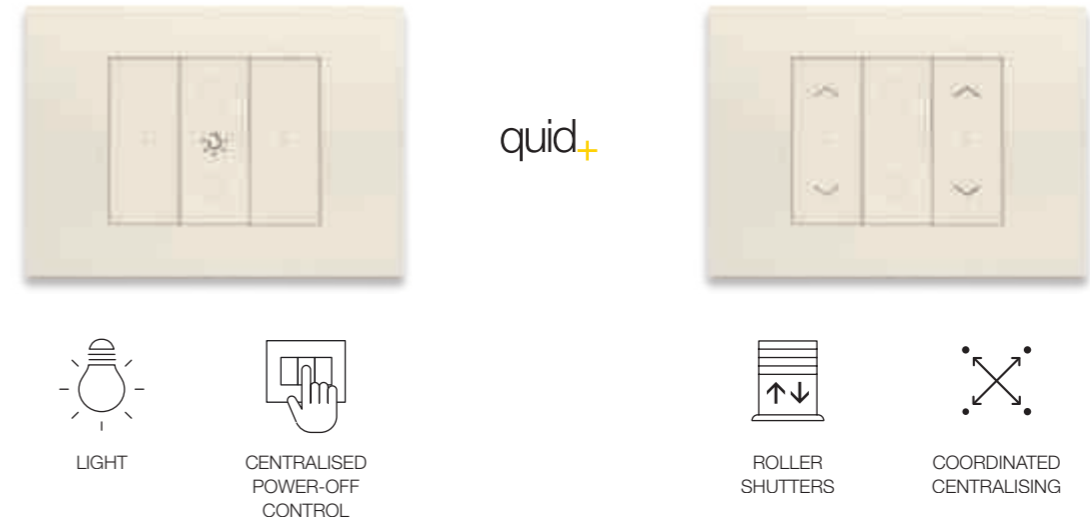
zigbee

ADVANCED
TRADITIONAL
SYSTEM



QUID. The simplicity of centralised control

It is sufficient to equip a traditional system with a simple Quid magnetic relay that allows you to centralise shutting off lights and automating roller shutters and also saving your favourite position.



QUID FOR LIGHTING CONTROL Innovative and more silent relay.

Centralised power-off control.
QUID is used to turn off all the lights with a single gesture. The presence of a pilot light reveals whether the lighting is active at any connected point.

More silent
Differently to standard electromechanical relays, the change of state proves more silent, thanks to Vimar's patented magnetic relay.

Safe
If the push button remains active, the relay does not overheat: the current is not present after the change of state.

Energy saving
It is not powered when the lights are off.

QUID FOR ROLLER SHUTTERS Innovative electronic device.

Central control
The device automates the curtains and roller shutters, enabling control in groups, load cut-off at the limit stop and saves the favourite position.

Safe and reliable
Cuts off the voltage at the limit stop to avoid the motor remaining under voltage and being damaged.

View Wireless. System with Bluetooth® Mesh technology wireless system

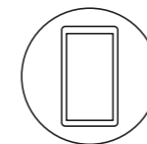
View Wireless is the ideal solution to turn a traditional system into a connected one and is perfect when **renovating** an area of the home or an entire dwelling, store, restaurant, office and in those situations where **masonry work** and **repainting tasks need to be kept to a minimum**. Suitable for any architectural context, thanks to the completely matching styling of the digital products and their easy functional expandability. A connected system gives you full control of your home.



View Wireless




Vimar View



Control with app




Voice operated



Climate control



Energy



Lighting



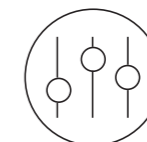
Roller Shutters Blinds



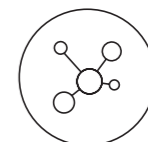
Access control




Presence detection



Scenarios



Integration









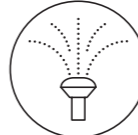
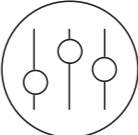
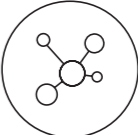


By-me Plus. 
Built-in home automation system

The **By-me Plus home automation BUS system** consists of a range of intercommunicating devices designed to improve the comfort, energy efficiency and security of everyday life, using automatic devices involving all the installed functions, for medium high level systems, complete, integrated, highly customisable and programmable simply with the View Pro app.

The **modular design** and **depth of the range** and the **segmentation** of the wiring series can: accommodate the functional requirements of residential customers and those of small service and hospitality industries, for both new builds and refurbishments; be used for updating and expanding systems even later on; meet the aesthetic needs of the end user.



- 
Control with app
- 
Voice operated
- 
Advanced climate control
- 
Energy
- 
Lighting
- 
Roller shutters
Blinds
- 
Sprinkler system
- 
Scenarios and logics
- 
Integration

BUILDING
AUTOMATION
SYSTEM



Building automation. System on KNX standard

Automation for the whole building, with integrated functions and centralised monitoring.

Flexible, interoperable, safe and modular, is the system developed on the KNX standard, for complete building management. Specifically, in the hotel, service and residential sectors, the system is used to create centralised management systems that permit the integration, supervision and constant management of lights, temperature, security, energy and accesses, guaranteeing ease of use.



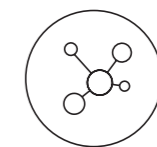
Comfort



Energy efficiency



Security



Integration



Total supervision.

The great advantage of the system is that it allows supervision of all the functions and the centralised management of the whole building.

Local supervision is performed via devices installed in each room, used to locally manage the different functions (touch controls, thermostats, touch screens, etc.) or with touch screen supervisors.

Remote supervision in the service sector using the Well-contact Suite software on a PC. Remote control is assured via a local LAN or Wi-Fi network to supervise and control all the devices in the system; view the system status, events log, etc. at any time.

Universal language



Our products speak a universal language. International standards and several modular designs


Thanks to the wide range of cover plates you can choose the modular design that best meets the most varied installation requirements. Two-, three- and four modules, through to seven modules to optimise several devices within a single cover plate offering superior styling value. Add and change functions over time, depending on your specific domestic needs.

Power management solutions compatible with more than 100 countries worldwide.

To meet different energy usage requirements in different countries, our range includes a broad array of devices that comply with the most widespread international standards and are highly versatile from the perspectives of modular design and installation potential.

A versatile system. Choose the modular design to suit your needs.

Socket outlets and controls with Italian, British, French, German, American standard, to design and manage energy in complete safety according to individual international specifications. Extremely modular design, from 1 to 21 modules, including multi-module and monobloc; both vertical and horizontal, to create bespoke systems.



Easy solutions to live better



Comfort

An extensive range of functions to make a proper electrical system that guarantees greater comfort, increasing the value of the property and improving the lives of those who live there.



Discover the functions of an intelligent building and the benefits of a digital platform for everyone: system installers, programmers, maintenance people, those who manage and supervise the building, and the people who live there. A single app to manage Vimar's connected devices and built-in solutions.



EASY TO CHARGE SMARTPHONES AND PCS

Thanks to the range of USB socket outlets, available with power supply units of up to 30 W, it is very easy and handy to charge devices quickly, at any point in the home, thereby combining functionality and design.

ALWAYS THE RIGHT ATMOSPHERE

Thanks to the connected dimmer switches you can control the lights in the house even more smartly and obtain the appropriate degree of lighting depending on the situation.

MOVE ABOUT SAFELY, WITHOUT DISTURBING OTHERS

Courtesy lights with a delicate warm beam directed downwards, step marker and auxiliary emergency (with battery) function. Combined with the IR bedside motion sensor, to be installed at the level of the socket outlets, they allow switching on the step marker lamp only when a movement is detected at that height. No one is disturbed when you get out of bed.



DEDICATED FUNCTIONS FOR EVERY ACTIVITY AND OCCASION

Easy to set the day and night light control, switch on background music or recall the relaxation scenario when you want to read. Just one tap: thanks to the buttons that, with the customised icon, make your gestures immediate or remotely with your smartphone.

REMOVABLE HAND LAMP AND RINGTONE/BUZZER

The removable hand lamp lights up immediately in the event of a power cut and it can be pulled out of the socket outlet. Whereas with the ringtone/buzzer, by turning the device cover, the function changes from ringtone to buzzer and vice versa.

RADIO FREQUENCY CONTROLS. VERSATILE INSTALLATION WITHOUT ANY MASONRY WORK

The radio frequency control can be placed on any surface, such as glass, wood or on the wall, and it is installed with the utmost simplicity. It can be quickly applied to the wall, since it does not require flush mounting boxes.

Energy efficiency

Devices and technologies capable of transforming the home into a place where sustainability is the foundation for planning living in the future. Thanks to our solutions, the building becomes intelligent and allows living with awareness, eliminating energy waste, optimising consumption and taking advantage of all the opportunities offered by renewable sources, such as, for example, solar power.



Discover the functions of an intelligent building and the benefits of a digital platform for everyone: system installers, programmers, maintenance people, those who manage and supervise the building, and the people who live there. A single app to manage Vimar's connected devices and built-in solutions.



CLIMATE CONTROL, OPTIMISE ENERGY CONSUMPTION REDUCING WASTE

Vimar's intelligent thermostats allow programming the ideal temperature in every room, even remotely. Rooms are heated and cooled only when necessary, for waste reduction and energy savings of up to 30%.

WELL-BEING ASSURED AT HOME

Thanks to the Linea with XT platform multisensor and the Vimar View app, you can check room air quality: calculate the dew point, manage automation to prevent condensation and have the right level of relative humidity by activating automatic air recycling.

NO MORE POWER OUTAGES CAUSED BY OVERLOADS

If the contractual draw threshold is exceeded, the system automatically cuts off certain loads according to pre-set priorities in order to prevent a blackout due to overloading.



LEVERAGING SOLAR POWER FOR SELF-CONSUMPTION

The system offers smart management of the energy produced by a photovoltaic system, transferring it to previously selected appliances to reduce the amount of power drawn from the mains and support the greatest self-consumption.

EVERYTHING UNDER CONTROL, NO WASTE

Thanks to Vimar's integrated smart solutions, hotels for example become an ecosystem in perfect harmony with the lifestyles of their guests and employees. You have central control of lights and curtains, you heat and cool rooms only when necessary.

LIGHTING - ONLY WHEN NEEDED


In corridors, stairwells or other communal areas of for example a hotel facility, sensors strategically positioned in the communal areas prevent energy wastage by turning the lights on only when someone approaches, forming a path of lights that illuminate in sequence.

Security

Integration of the video door entry functions and of the burglar alarm system for peace of mind at home or away, depending on the project. Technology also at the service of people with the Assisted Living devices and smart solutions that improve the quality of life and are easy to integrate with the View Wireless and By-me Plus systems.



Discover the functions of an intelligent building and the benefits of a digital platform for everyone: system installers, programmers, maintenance people, those who manage and supervise the building, and the people who live there. A single app to manage Vimar's connected devices and built-in solutions.



ANSWER, WHEREVER YOU ARE. MOVE ABOUT WITH PEACE OF MIND!

With the Vimar smart system you can see who's ringing the doorbell at any time. The call will be forwarded directly to your smartphone and you can open the gate. If you're away from home, in the office, relaxing in the garden or on the patio, just one tap on your smartphone to always have access to your home under control and open the door or the gate according to need.

SMART SYSTEM FOR ACCESS CONTROL

Access to an opening/room is granted by a veritable digital key ring, activated in the App, after receiving an invitation e-mail with the validity dates. Simply approach the reader and the opening will be opened with a simple gesture.

INTEGRATED BY-ALARM

With Vimar's burglar alarm system, smart cameras and sensors, your home is always safe. Your smartphone gives you round-the-clock control over all your spaces, and you can keep an eye on things inside and outside your home at all times.

Perfect synergy for peace of mind.



REMOTE ASSISTANCE

You have at your disposal a range of remote assistance devices to be connected to the devices for View Wireless and By-me Plus home automation and KNX connected systems, to increase the chances of making emergency calls or sending alerts by smartphone for accidental falls.

PRESENCE DETECTOR AND RADAR SENSORS

IoT sensors with Ultra Wide Band UWB radar technology are available, which make it possible, by measuring micro-movements of the body with the utmost precision (even the breathing of an immobile person), to detect the presence of a person in a room.

ACCESS CONTROL


Simply place the card near the reader to open the electrical lock and turn on the courtesy lights. The reader permits entry into the various rooms only for authorised persons, signalling whether the room has to be made up or whether it is occupied.

Connectivity

Straightforward and user-friendly function management to turn a wiring system into a connected one. It all becomes easy and at your fingertips, also thanks to the Vimar View app. User-friendly and easy to use technologies supporting everyday activities.



Discover the functions of an intelligent building and the benefits of a digital platform for everyone: system installers, programmers, maintenance people, those who manage and supervise the building, and the people who live there. A single app to manage Vimar's connected devices and built-in solutions.



A WIRED BUILDING

Solutions that make domestic spaces more functional for working from home, as an alternative work mode. The Netsafe offer dedicated to fibre optics meets the requirements of standard CEI 306-22 and Italian Law 164/14 on structured residential wiring for FTTH (Fiber To The Home), allowing fibre connections to be made all the way to individual homes. Data and HDMI socket outlets complete the product offering.

AN INTERNET SIGNAL EVERYWHERE

To take connectivity even to where it usually doesn't reach or where the signal is weaker, Vimar offers its Wi-Fi Access Point, which extends the WLAN network to various rooms, also covering areas which the Internet router doesn't reach. This two-module flush mounting device is powered at 230 V and is designed to blend in seamlessly with any interior design style.


A CONNECTED WORLD

High-performing solutions to make the building smart. From the simple View Wireless system, which makes it possible to make a traditional wiring system connected, through to the most comprehensive home automation systems. As well as video door entry and video surveillance systems. All with superior performance levels guaranteed.



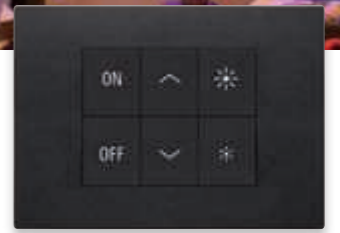
THE OPPORTUNITY OF VOCAL CONTROL

Controlling your home with your voice, using a vocal control or other smart speakers, makes technology accessible to everyone, including the elderly or the disabled, thanks to integration with Google Assistant, Amazon Alexa, Siri, Apple HomeKit, Samsung SmartThings and IFTTT platforms.



MANAGEMENT IN COMPLETE SAFETY

The manager of the accommodation facility or of a residential complex can, through the View Vimar portal, activate/deactivate user access permissions, set entry times and send invitation emails to enable new users with the dates of validity.



ALL THE FUNCTIONS INTEGRATED IN A SINGLE SYSTEM

Viewing alarms with a video inspection, opening the pedestrian gate with home automation system control, switching on the lights automatically via the alarm sensors, controlling Philips HUE lights and creating recipes with IFTTT.

Control devices	86
Power and signal socket outlets	111
Signalling, protection and detection	125
Comfort and climate	128
Stand alone and hotel solutions	130
Smart home View Wireless	134
Cover plates range	142
Installation types	164

Eikon. Two identities.

An expression of elegance, prestige and sustainability

Eikon is the image of luxury in all its facets, providing an impeccable solution for every style choice. Designed to be sustainable, with the most sophisticated functions for superlative energy management.

Eikon Exé



Traditional controls

Vintage controls

Flat controls

Tondo controls

The exclusive flair of Eikon Exé and its available control versions, traditional, Vintage, Flat and the new Tondo control, give the electrical system an unmistakable style.

Eikon Evo



Traditional controls

Tactil controls

The design of Eikon Evo responds to the latest interior design trends and brings out the best of Italian style, offering a perfect match with the Eikon Tactil cover plates, which are distinguished by refined touch technology.

Eikon.
A single platform, different styles

Eikon Evo
Traditional controls



Tactil controls



Eikon Exé
Traditional controls



Vintage controls



Flat controls




Tondo controls



TRADITIONAL AND SMART controls



HOME AUTOMATION controls



A single platform

Matching socket outlets



Eikon Evo socket outlets



Eikon Exé socket outlets



Eikon Exé customised socket outlets

Eikon Exé





Eikon Exé

Material and form, prestige and refinement: an impeccable look and advanced features merge to produce simply astounding results.



Traditional control



Vintage control

Vintage controls embrace the mesmerising silhouettes of the past restyling them with a modern twist to give settings a retro touch.



Flat control

The squared, flat shape affords a pleasant effect flush with the surface, emphasising the textured appeal of the cover plate.



Tondo control

Delivers an enveloping and playful effect on the eye. Elegant and discreet, inspired by the classic round-shaped controls





Eikon Exé. Materials and finishes



Metal total look
Styling continuity, discreet tones for total immersion.



Brushed metals
Enhanced textured appeal of the surfaces thanks to delicate processing delivering a unique effect.



Polished metals
Brightening up the modern allure with polished finishings that enhance the sophisticated design.



Exclusive metals
Stylish refined finishings that make the rooms even more precious.



Glass
Enveloping hues and delicate reflections to create unique details in the rooms.



Mirrors
Elegant reflections interacting with the interiors brighten up the rooms.



Marbled stoneware
Textured strength, the ultimate quality and elegance for a material that recalls the most exclusive stones.



Wood
Natural wood taking on different shades, from light and warm hues to darker woods.




Leather
Classic shades featuring fine and refined textures.



More colour for your living spaces

More than 200 shades of cover plates and buttons.

For high-profile projects we can consider the colour of the lighting device together. In addition to the existing range of colours in the catalogue, with the Eikon Evo and Eikon Exé series in metal, you can choose to paint the cover plate in a special RAL K7 specification. For large projects, we can together consider painting the buttons also with the same colour as the cover plates, to create the effect which best suits the style of the facility and to add further value to the architectural project.



Choose a specific colour from the RAL K7 sample set for metal cover plates

For certain high-end projects, you can also consider painting the buttons with the RAL K7 specifications



A versatile system

A modular design to accommodate the needs of your projects.

Our range stands out for its complete versatility in terms of both modular design and installation; for example, it combines the round socket outlets with the functions and style of the Eikon Exé range for a distinctive effect and to simplify everyday actions. From two, three and four modules, through to seven modules to optimise several devices within a single cover plate offering superior styling value.



Eikon Evo





Eikon Evo

Chromed stylish shapes for the frame, perfectly matching Eikon Tactil, a technological gem with high-tech appeal.



Traditional control

The refined technological flair of Eikon Evo and its version with Tactil controls. Prized materials enhancing the shapes with marked elegance. An impeccable, light and minimal silhouette.



Tactil control

Seductive at first glance, owing to the sophisticated touch technology, detecting your presence, anticipating your moves, lighting the controls. Décor item for exclusive interiors.





Eikon Evo. Materials and finishes



Metal Total Look
Enhanced textured appeal of the surfaces thanks to delicate processing delivering a unique effect.



Brushed metals
Enhanced textured appeal of the surfaces thanks to delicate processing delivering a unique effect.



Exclusive metals
Stylish refined finishings that make the rooms even more precious.



Glass
Enveloping hues and delicate reflections to create unique details in the rooms.



Mirrors
Elegant reflections interacting with the interiors brighten up the rooms.



Marbled stoneware
Textured strength, the ultimate quality and elegance for a material that recalls the most exclusive stones.



Wood
Natural wood taking on different shades, from light and warm hues to darker woods.



Leather
Classic shades featuring fine and refined textures.



Eikon Evo with Tactil control. Materials and finishes



Glass
Enveloping hues and delicate reflections to create unique details in the rooms.



Marbled stoneware
Textured strength, the ultimate quality and elegance for a material that recalls the most exclusive stones.



Wood
Natural wood taking on different shades, from light and warm hues to darker woods.




Leather
Classic shades featuring fine and refined textures.

Quality and versatility of products, from its design concept.


Plack-clack hooking system

A Vimar patent that makes it quick and easy to fit the lighting components (devices and mounting frames) to the cover plate. The plack-clack is a hooking system with an extra-strong mounting frame (thanks to its metal core) and exceptional rigidity, simplifying the front-on fitting and removal of devices.



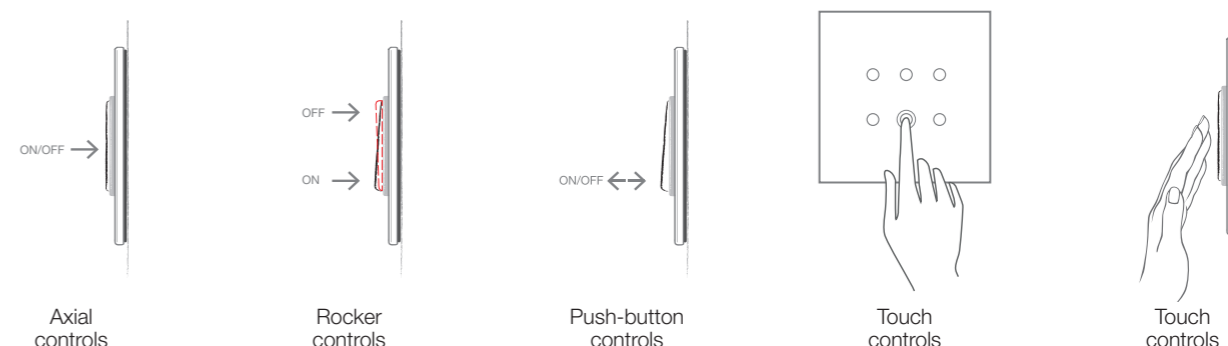
Modular devices and cover plates

The modular device with from 1 to 3 modules lets you install multiple devices of different modularity in a single mounting frame, up to a composition of 21 modules for cover plates size 7+7+7. The mounting frame that installs the devices is equipped with interlocking teeth that provide strong and reliable fixing for each single device and allows perfect alignment between devices such as to create an orderly and visually pleasing stylistic effect. The device can also be fixed front-on to the mounting frame, allowing work on the installation at any time without having to remove the mounting frame from the box.



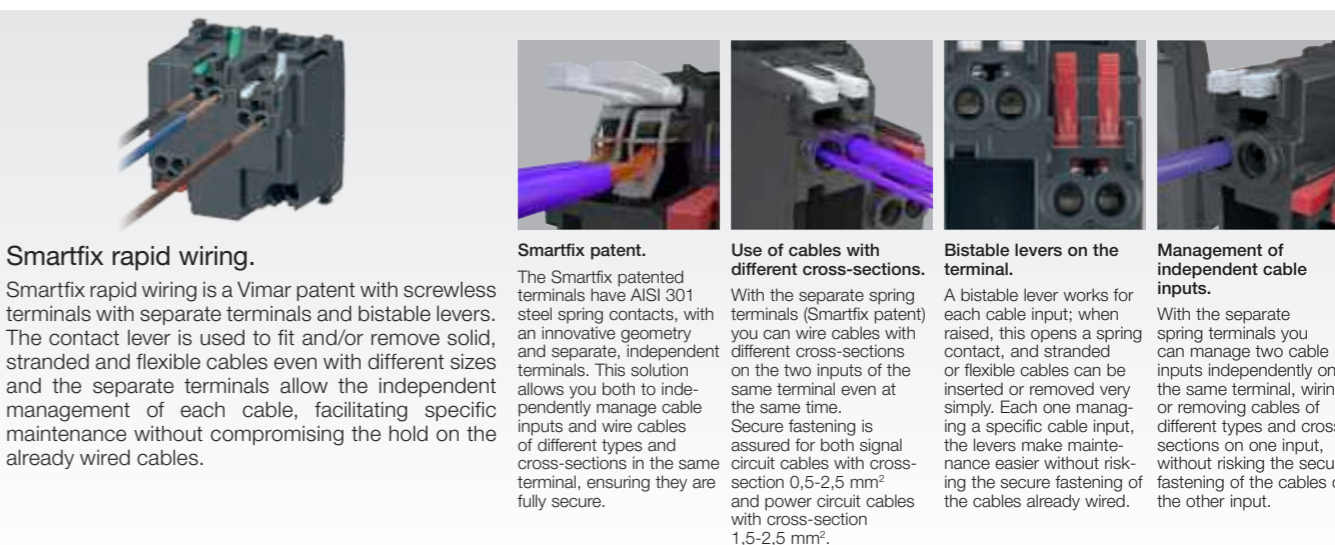
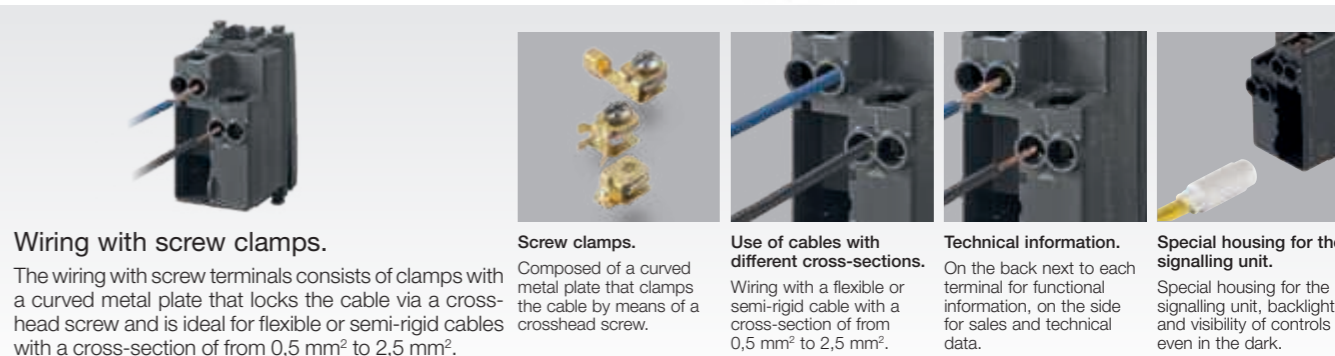
Controls

Controlling the light, activating a scenario or managing loads are just some of the many uses of energy. The combination of mechanics and technology enables simplifying these daily gestures in operating a simple device, as a axial or rocker switches or push button, with precision and an intuitive understanding of the associated functions.



Backlighting and customization

The backlighting with different colours makes the controls visible even in the dark, while the symbols, either laser-engraved or customized on site, always give a clear indication of the various functions.



Mounting features for Eikon Tactil

Standard installation


Cover plates.
Large, square size, from 2 to 4 modules. In crystal and 4 colours: white diamond, aqua, pearl grey and black diamond.




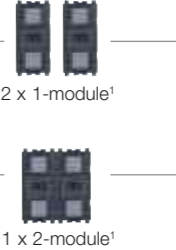




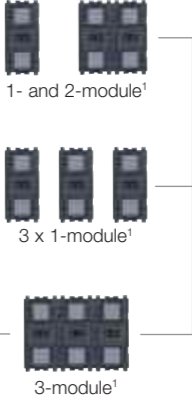




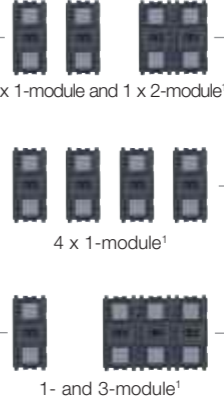

Electronic controls.
1, 2 and 3 back-lit modules. The standard controls have amber backlighting when installed in a conventional electrical system. The backlighting can be programmed with RGB colours when mounted in a By-me Plus or Well-contact Plus automation systems.

Ultra-slim support.
Steel core just 2 mm thick, with galvanised protection, for installation with minimum stand-out.

Plack-clack system.
The Vimar-patented Plack-clack system fixes quickly and easily the lighting point components to the cover plate by inserting and removing the devices from the front.

Mylar adhesive labels.
The controls can be customised using the Mylar adhesive labels with a range of symbols, all back-lightable.




Composition	Box	Frame	Device	Cover plate
 <p>2 modules</p>	 <p>Flush mounting</p>	 <p>2-module with/without screws or with claws</p>	 <p>2 x 1-module¹ 1 x 2-module¹</p>	 <p>2 modules</p>
 <p>3 modules</p>	 <p>Flush mounting</p>	 <p>With screws</p>	 <p>1- and 2-module¹ 3 x 1-module¹ 3-module¹</p>	 <p>3 modules</p>
 <p>4 modules</p>	 <p>Flush mounting</p>	 <p>With screws</p>	 <p>2 x 1-module and 1 x 2-module¹ 4 x 1-module¹ 1- and 3-module¹</p>	 <p>4 modules</p>

* For other combinations, see the installation types from page 164

¹ To customise with Mylar adhesive labels (21847...)

Mounting features for Eikon Evo

Standard installation



Technical information.
On the back next to each terminal for functional information, on the side for sales and technical data.

Rocker controls and interchangeable buttons.
1-, 2- and 3-module, with backlighting symbols and customizables.

Ultra-slim support.
Steel core just 2 mm thick, with galvanised protection, for installation with minimum stand-out.

Plack-clack system.
The Vimar-patented Plack-clack system fixes quickly and easily the lighting point components to the cover plate by inserting and removing the devices from the front.


Night&day symbols.
Controllers and keys are marked with standard symbols or custom symbols on request, laser engraved in the specific area backlit with coloured LEDs.

Cover plates.
Large, square size, from 2 to 7 and 4+4 modules. In 6 precious materials and a wide range of colours with flat frame with no shaping, symmetrical and elegant to make the most of the lighting device.

SCREWLESS TERMINALS

For solid, stranded and flexible cables. Quick, easy and safe.

The quick-wiring terminals can hold rigid, semi-rigid and flexible cables, responding to all installation needs. Secure fastening is assured for both signal circuit cables with cross-section 0,5-2,5 mm² and power circuit cables with cross-section 1,5-2,5 mm².



SCREW TERMINALS

Ergonomic contacts.

The metal plate in the terminals is curved: a Vimar refinement allowing the wire to be held in place until clamped with the screw. Secure fastening is assured for both signal circuit cables with cross-section 0,5-2,5 mm² and power circuit cables with cross-section 1,5-2,5 mm².



Composition	Box	Frame	Device	Cover plate
2 modules	<p>Flush mounting ø 60 mm or 56x56 mm</p>	<p>2-module with/without screws or with claws</p>	<p>2 x 1-module 1 x 2-module</p>	<p>2 modules</p>
From 3 to 7 modules	<p>Flush mounting from 3 to 7 modules</p>	<p>With screws</p>	<p>3 x 1-module 1- and 2-module 1 x 3-module</p>	<p>From 3 to 7 modules*</p>

Mounting features for Eikon Evo

Installation with 71 mm distance between centres
(German and French standard)

Ultra-flat mounting frame with metal core.
Just 2 mm thick, it guarantees strength, flexibility and electric insulation. The metal core has a galvanised, anti-oxidant coating and attaches devices quickly and easily. Wide range of installation possibilities because of the 71 mm between centres.

Plack-clack system.
The Vimar-patented Plack-clack system fixes quickly and easily the lighting point components to the cover plate by inserting and removing the devices from the front.

Interchangeable buttons
1- and 2-module, with backlighting symbols and customizables.



Technical information
On the back next to each terminal for functional information, on the side for sales and technical data.

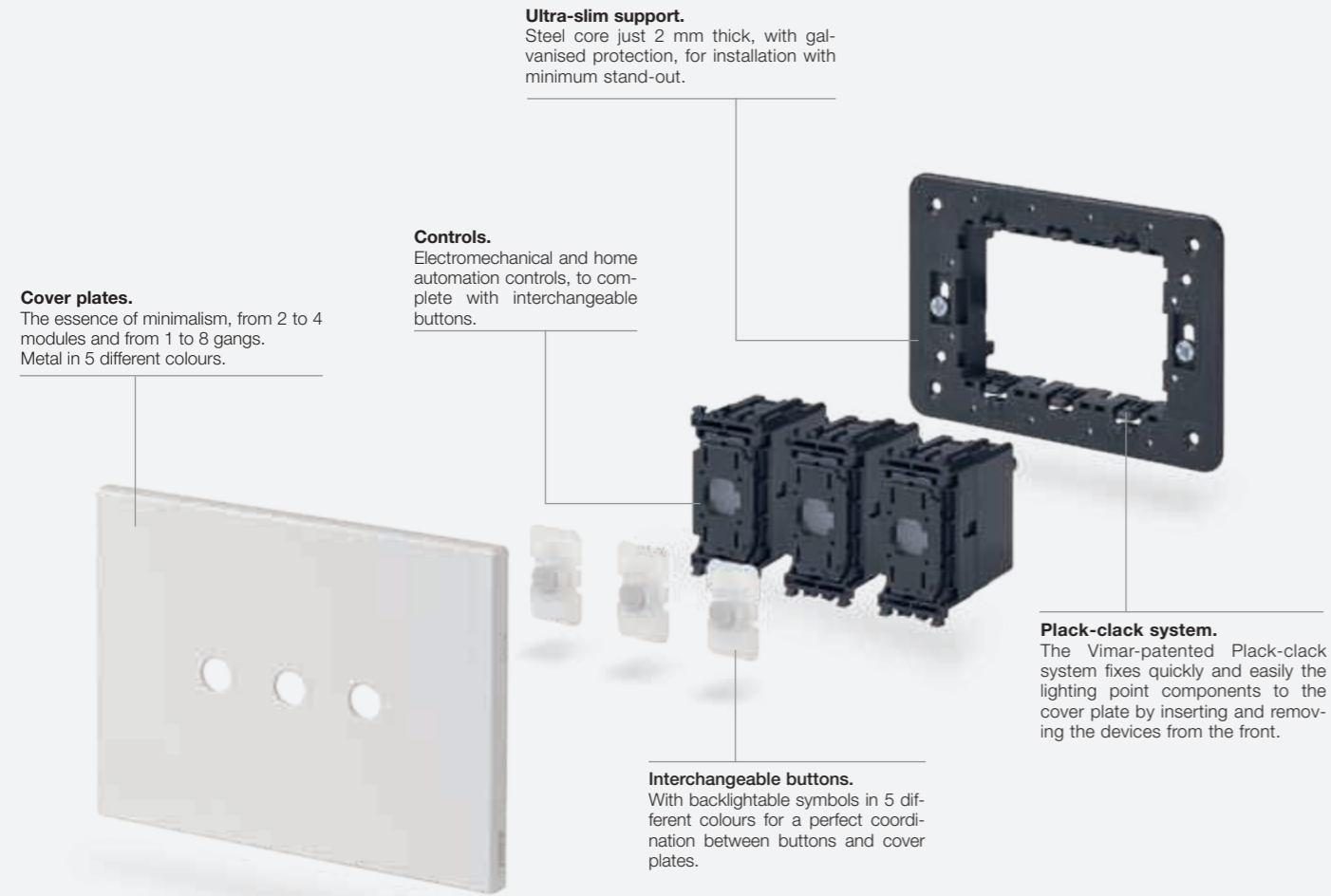
Multi-module cover plates
Wide range of cover plates, from 2+2 to 2+2+2+2 modules, for safe and functional vertical and horizontal installation for any country.

Composition	Box	Frame	Device	Cover plate
<p>2+2 modules</p>		<p>With/without screws with 71 mm between centres</p>	<p>2 x 2 modules</p>	<p>2+2 modules, vertical installation</p> <p>2+2 modules, horizontal installation</p>
<p>2+2+2 modules</p>		<p>With/without screws with 71 mm between centres</p>	<p>3 x 2 modules</p>	<p>2+2+2 modules, vertical installation</p> <p>2+2+2 modules, horizontal installation</p>
<p>2+2+2+2 modules</p>		<p>With/without screws with 71 mm between centres</p>	<p>4 x 2 modules</p>	<p>2+2+2+2 modules, vertical installation</p> <p>2+2+2+2 modules, horizontal installation</p>

* For other combinations, see the installation types from page 166

Mounting features for Eikon Exé

Eikon Exé Tondo



Composition	Box	Frame	Device	Cover plate
Eikon Exé Tondo				
<p>2 modules for 1 conventional switch</p>	<p>Flush mounting ø 60 mm or 56x56 mm</p>	<p>1-module without screws/with claws</p>	<p>1 x 1-module</p>	<p>2 modules for 1 conventional switch*</p>
<p>2 modules for 4 home/KNX automation devices</p>	<p>Flush mounting ø 60 mm or 56x56 mm</p>	<p>2-module without screws/with claws</p>	<p>1 x 2-module</p>	<p>2 modules for 4 home/KNX automation devices</p>
<p>3 modules for 3 conventional switches</p>	<p>Flush mounting</p>	<p>With screws</p>	<p>3 x 1-module</p>	<p>3 modules for 3 conventional switches*</p>
<p>from 3 to 4 modules for 6 or 8 home/KNX automation devices</p>	<p>Flush mounting from 3 to 4 modules</p>	<p>With screws</p>	<p>1 x 3-module</p>	<p>from 3 to 4 modules for 6 or 8 home/KNX automation devices*</p>

Mounting features for Eikon Exé

Eikon Exé Flat

Cover plates.
The essence of minimalism, from 2 to 4 modules and from 1 to 8 gangs. Metal in 5 different colours.

Ultra-slim support.
Steel core just 2 mm thick, with galvanised protection, for installation with minimum stand-out.

Controls.
Electromechanical and home automation controls, to complete with interchangeable buttons.

Plack-clack system.
The Vimar-patented Plack-clack system fixes quickly and easily the lighting point components to the cover plate by inserting and removing the devices from the front.

Interchangeable buttons.
With backlightable symbols in 5 different colours for a perfect coordination between buttons and cover plates.

Eikon Exé Vintage

Cover plates.
The modern essence of the retrò, fascinating lines of the past, from 2 to 3 modules and from 1 to 3 gangs, in special metal finishes

Ultra-slim support.
Steel core just 2 mm thick, with galvanised protection, for installation with minimum stand-out.

Plack-clack system.
The Vimar-patented Plack-clack system fixes quickly and easily the lighting point components to the cover plate by inserting and removing the devices from the front.

Controls.
Electromechanical controls, highly performing and aesthetically coordinated.

Due to the graphic layout, the product photos are not represented with equivalent proportions.

Composition	Box	Frame	Device	Cover plate
Eikon Exé Flat				
<p>2 modules for 1 conventional switch</p>	<p>Flush mounting ø 60 mm or 56x56 mm</p>	<p>1-module without screws/with claws</p>	<p>1 x 1-module</p>	<p>2 modules for 1 conventional switch*</p>
<p>2 modules for 4 home/KNX automation devices</p>	<p>Flush mounting ø 60 mm or 56x56 mm</p>	<p>2-module without screws/with claws</p>	<p>1 x 2-module</p>	<p>2 modules for 4 home/KNX automation devices</p>
Eikon Exé Vintage				
<p>3 modules for 3 conventional switches</p>	<p>Flush mounting</p>	<p>With screws</p>	<p>3 x 1-module</p>	<p>3 modules for 3 conventional switches*</p>
<p>from 3 to 4 modules for 6 or 8 home/KNX automation devices</p>	<p>Flush mounting from 3 to 4 modules</p>	<p>With screws</p>	<p>1 x 3-module</p>	<p>from 3 to 4 modules for 6 or 8 home/KNX automation devices*</p>
Eikon Exé Vintage				
<p>2-gang, 2 modules</p>	<p>Flush mounting ø 60 mm or 56x56 mm</p>	<p>2-module without screws/with claws</p>	<p>2 x 1-module</p>	<p>2-gang, 2 modules*</p>
<p>3-gang, 3 modules</p>	<p>Flush mounting</p>	<p>With screws</p>	<p>3 x 1-module</p>	<p>3-gang, 3 modules*</p>

* For other combinations, see the installation types from page 170

Mounting features for Eikon Exé

3-module installation

Technical information.
On the back next to each terminal for functional information, on the side for sales and technical data.

Rocker controls and interchangeable buttons.
1-, 2- and 3-module, with backlighting symbols and customizables.

Plack-clack system.
The Vimar-patented Plack-clack system fixes quickly and easily the lighting point components to the cover plate by inserting and removing the devices from the front.

Ultra-slim support.
Steel core just 2 mm thick, with galvanised protection, for installation with minimum stand-out.

Night&day symbols.
Controllers and keys are marked with standard symbols or custom symbols on request, laser engraved in the specific area backlit with coloured LEDs.

Cover plates.
Large, square size, from 2 to 7 and 4+4 modules. In 6 precious materials and a wide range of colours.

Composition	Box	Frame	Device	Cover plate
<p>2 modules</p>	<p>Flush mounting ø 60 mm or 56x56 mm</p>	<p>2-module with/without screws or with claws</p>	<p>2 x 1-module 1 x 2-module</p>	<p>2 modules</p>
<p>From 3 to 7 modules</p>	<p>Flush mounting from 3 to 7 modules</p>	<p>With screws</p>	<p>3 x 1-module 1- and 2-module 1 x 3-module</p>	<p>From 3 to 7 modules*</p>

Flush mounting in plasterboard walls - flat design

The minimalism of Eikon Exé is enhanced with a special box that enables the flush mounting of the devices (cover plates, controls and frame) into the wall, especially in plasterboard walls.

Flat controls.
For home automation, KNX and conventional controls

Interchangeable buttons.

Special box for plasterboard.
For flush mounting, available from 2 to 7 modules.

Cover plates.
The cover plate when installed is totally flush to the wall.

Due to the graphic layout, the product photos are not represented with equivalent proportions.

* For other combinations, see the installation types from page 165

Mounting features for Eikon British standard

Modular devices mounting

Technical information
On the back next to each terminal for functional information, on the side for sales and technical data.

Interchangeable buttons
One or two modules, with backlit symbols and customizable.

Customisation
Controllers and keys are marked with standard symbols or custom symbols on request, laser engraved in the specific area backlit with coloured LEDs.

Lowered frame.
Stainless steel mounting frame with earth terminal, with lugs for an easy and fast installation of the devices from the front. Available also for 1 module with built-in blank module.

Cover plates
Wide range of colours and combinations:
EIKON EVO
EIKON EXÉ

Monobloc device (with built-in mounting frame)

Socket outlet
With SICURY patented system to prevent accidental contacts.

Monobloc device
Built-in mounting frame.

Fixing lugs
Possibility of horizontal and vertical mounting of device.

Signalling LED
Signalling of power supply, with integrated signalling unit, perfectly visible by day and night.

Matching possibility
Joining possibility with minimum 25 mm of distance between boxes

Cover plates
For vertical and horizontal mounting

Due to the graphic layout, the product photos are not represented with equivalent proportions.

Composition	Box	Frame	Device	Cover plate
<p>1 module, modular mounting (1-gang)</p>	<p>1-gang mounting box Fixing centres: 60,3 mm</p>	<p>1-module with screws M 3,5</p>	<p>1-gang switch, 1 module</p>	<p>From 1 to 2 modules*</p>
<p>2 modules, modular mounting (1-, 2-, 3-gang switch)</p>	<p>1-gang mounting box Fixing centres: 60,3 mm</p>	<p>2-module with screws M 3,5</p>	<p>3-gang switch, 2 modules 2 x 1-gang switches, 1 module 1-gang switch, 2 modules</p>	<p>From 1 to 2 modules*</p>
<p>monobloc device or 3 modules modular mounting</p>	<p>1-gang mounting box Fixing centres: 60,3 mm</p>	<p>3-module with screws M 3,5</p>	<p>Socket outlet monobloc device ON/OFF unit monobloc device 1 x 2-module + 1 x 1-module</p>	<p>monobloc horizontal mounting* monobloc vertical mounting* 3 modules*</p>
<p>monobloc device or 5 modules modular mounting</p>	<p>2-gang mounting box Fixing centres: 120,6 mm</p>	<p>5-module with screws M 3,5</p>	<p>2-gang switched socket outlets monobloc device 2 x 2-module + 1 x 1-module (blank module)</p>	<p>5 modules*</p>

* For other combinations, see the installation types from page 175

EIKON TACTIL

Blank modules




21041
Blank module.
Depth: 11 mm

Electronic devices



21119
NO 6 A 230 V~ relay output, supply voltage 230 V~ 50/60 Hz.
Depth: 42,5 mm



21126
6 independent push buttons, 8 non-polarised inputs, 7 solid state outputs for non-polarised contacts, 9-32 VDC power supply
- 3 modules. Depth: 22,8 mm



21174
For cosφ 0,6 2 A 230 V~ roller shutters laths adjustment.
Depth: 42,5 mm



21122
2 push buttons for the remote control of a single or centralized control.
Depth: 42,5 mm



21125
8 non-polarised inputs, 7 solid state outputs for non-polarised contacts, 9-32 VDC power supply, for external/internal hotel room or cabin applications
- 3 modules. Depth: 22,8 mm

230 V~ 50 Hz dimmers



21134
MASTER, 40-500 W, 40-300 VA, CFL 10-200 W, LED 3-200 W.
Depth: 42,5 mm

By-me Plus - Electronic devices



21520.1
4 independent push buttons or 2 rocker buttons, 4 independent RGB LEDs
- 2 modules. Depth: 38 mm



21540.1
6 independent push buttons or 3 rocker buttons, 6 independent RGB LEDs
- 3 modules. Depth: 38 mm

By-me Plus - Thermostats



21514.F.70
Touch screen thermostat (heating and air conditioning), 3-speed and proportional FAN COIL control, class I (contribution 1%) in ON/OFF mode, class IV (contribution 2%) in PID mode, can be interfaced with actuator 01466.1 to make a class V modulating room thermostat (contribution 3%), 1 input for sensor 20432, 19432 or 14432 or wired sensor 02965.1, 1 programmable digital input, RGB LED backlighting, white diamond - 2 modules. Depth: 30,2 mm



21514.F.76
Touch screen thermostat (heating and air conditioning), 3-speed and proportional FAN COIL control, class I (contribution 1%) in ON/OFF mode, class IV (contribution 2%) in PID mode, can be interfaced with actuator 01466.1 to make a class V modulating room thermostat (contribution 3%), 1 input for sensor 20432, 19432 or 14432 or wired sensor 02965.1, 1 programmable digital input, RGB LED backlighting, black diamond - 2 modules. Depth: 30,2 mm

EIKON TACTIL

By-me Plus - Thermostats



21514.S.70
Touch screen thermostat (heating and air conditioning), configurable STAR control, class I (contribution 1%) in ON/OFF mode, class IV (contribution 2%) in PID mode, can be interfaced with actuator 01466.1 to make a class V modulating room thermostat (contribution 3%), 1 input for sensor 20432, 19432 or 14432 or wired sensor 02965.1, 1 programmable digital input, RGB LED backlighting, white diamond - 2 modules. Depth: 30,2 mm



21514.S.76
Touch screen thermostat (heating and air conditioning), configurable STAR control, class I (contribution 1%) in ON/OFF mode, class IV (contribution 2%) in PID mode, can be interfaced with actuator 01466.1 to make a class V modulating room thermostat (contribution 3%), 1 input for sensor 20432, 19432 or 14432 or wired sensor 02965.1, 1 programmable digital input, RGB LED backlighting, black diamond - 2 modules. Depth: 30,2 mm



21514.H.70
Touch screen thermostat (heating and air conditioning), MAKE UP ROOM and DO NOT DISTURB control, class I (contribution 1%) in ON/OFF mode, class IV (contribution 2%) in PID mode, can be interfaced with actuator 01466.1 to make a class V modulating room thermostat (contribution 3%), 1 input for sensor 20432, 19432 or 14432 or wired sensor 02965.1, 1 programmable digital input, RGB LED backlighting, white diamond - 2 modules. Depth: 30,2 mm



21514.H.76
Touch screen thermostat (heating and air conditioning), MAKE UP ROOM and DO NOT DISTURB control, class I (contribution 1%) in ON/OFF mode, class IV (contribution 2%) in PID mode, can be interfaced with actuator 01466.1 to make a class V modulating room thermostat (contribution 3%), 1 input for sensor 20432, 19432 or 14432 or wired sensor 02965.1, 1 programmable digital input, RGB LED backlighting, black diamond - 2 modules. Depth: 30,2 mm

Well-contact Plus - Electronic devices




21840
4 independently programmable buttons for single controls or scenes, KNX standard
- 2 modules. Depth: 38 mm



21860
6 independently programmable buttons for single controls or scenes, KNX standard
- 3 modules. Depth: 38 mm

Well-contact Plus - Access control system



21457
Eikon Tactil touch transponder card reader, KNX standard, 2 relay outputs NO 4 A 24 V~, 2 inputs, 12-24V~ 50/60 Hz and 12-24 Vdc (SELV)
- 3 modules. Supplied without transponder card.
Depth: 36,5 mm



21666.70
Electronic plate for 21457, white diamond - 3 modules



21666.71
Electronic plate for 21457, aqua - 3 modules



21666.73
Electronic plate for 21457, pearl grey - 3 modules



21666.76
Electronic plate for 21457, black diamond - 3 modules

EIKON TACTIL

Well-contact Plus - Access control system



■ **21666.53**
Electronic plate for 21457,
grey quartzite - 3 modules



■ **21666.31**
Electronic plate for 21457,
italian walnut - 3 modules



■ **21666.32**
Electronic plate for 21457,
white oak - 3 modules



■ **21666.33**
Electronic plate for 21457,
wengé - 3 modules



■ **21666.21**
Electronic plate for 21457,
cream - 3 modules



■ **21666.22**
Electronic plate for 21457,
tobacco - 3 modules



■ **21666.41**
Electronic plate for 21457,
glacier ice - 3 modules



OK21666.70.02
Electronic plate for 21457,
IP55, white diamond
- 3 modules



OK21666.71.02
Electronic plate for 21457,
IP55, aqua
- 3 modules



OK21666.73.02
Electronic plate for 21457,
IP55, pearl grey
- 3 modules



OK21666.76.02
Electronic plate for 21457,
IP55, black diamond
- 3 modules



21457.1
Eikon Tactil touch transponder card reader,
KNX standard, 2 relay outputs NO 4 A 24 V~,
2 inputs, 12-24V~ 50/60 Hz and 12-24 Vdc (SELV)
- 3 modules. Supplied without transponder card.
Depth: 36,5 mm



21666.70.01
Electronic plate for 21457.1,
white diamond - 3 modules



21666.71.01
Electronic plate for 21457.1,
aqua - 3 modules



21666.76.01
Electronic plate for 21457.1,
black diamond - 3 modules



OK21666.70.03
Electronic plate for 21457.1,
IP55, white diamond
- 3 modules



OK21666.71.03
Electronic plate for 21457.1,
IP55, aqua
- 3 modules



OK21666.76.03
Electronic plate for 21457.1,
IP55, black diamond
- 3 modules

EIKON TACTIL

Well-contact Plus - Thermostats



21814.F.70
Touch screen thermostat (heating and air conditioning), 3-speed and proportional FAN COIL control, class I (contribution 1%) in ON/OFF mode, class IV (contribution 2%) in PID mode, can be interfaced with actuator 01466.1 to make a class V modulating room thermostat (contribution 3%), 1 input for sensor 20432, 19432 or 14432 or wired sensor 02965.1, 1 programmable digital input, RGB LED backlighting, white diamond - 2 modules. Depth: 30,2 mm



21814.F.76
Touch screen thermostat (heating and air conditioning), 3-speed and proportional FAN COIL control, class I (contribution 1%) in ON/OFF mode, class IV (contribution 2%) in PID mode, can be interfaced with actuator 01466.1 to make a class V modulating room thermostat (contribution 3%), 1 input for sensor 20432, 19432 or 14432 or wired sensor 02965.1, 1 programmable digital input, RGB LED backlighting, black diamond - 2 modules. Depth: 30,2 mm



21814.S.70
Touch screen thermostat (heating and air conditioning), configurable STAR control, class I (contribution 1%) in ON/OFF mode, class IV (contribution 2%) in PID mode, can be interfaced with actuator 01466.1 to make a class V modulating room thermostat (contribution 3%), 1 input for sensor 20432, 19432 or 14432 or wired sensor 02965.1, 1 programmable digital input, RGB LED backlighting, white diamond - 2 modules. Depth: 30,2 mm



21814.S.76
Touch screen thermostat (heating and air conditioning), configurable STAR control, class I (contribution 1%) in ON/OFF mode, class IV (contribution 2%) in PID mode, can be interfaced with actuator 01466.1 to make a class V modulating room thermostat (contribution 3%), 1 input for sensor 20432, 19432 or 14432 or wired sensor 02965.1, 1 programmable digital input, RGB LED backlighting, black diamond - 2 modules. Depth: 30,2 mm



21814.H.70
Touch screen thermostat (heating and air conditioning), MAKE UP ROOM and DO NOT DISTURB control, class I (contribution 1%) in ON/OFF mode, class IV (contribution 2%) in PID mode, can be interfaced with actuator 01466.1 to make a class V modulating room thermostat (contribution 3%), 1 input for sensor 20432, 19432 or 14432 or wired sensor 02965.1, 1 programmable digital input, RGB LED backlighting, white diamond - 2 modules. Depth: 30,2 mm



21814.H.76
Touch screen thermostat (heating and air conditioning), MAKE UP ROOM and DO NOT DISTURB control, class I (contribution 1%) in ON/OFF mode, class IV (contribution 2%) in PID mode, can be interfaced with actuator 01466.1 to make a class V modulating room thermostat (contribution 3%), 1 input for sensor 20432, 19432 or 14432 or wired sensor 02965.1, 1 programmable digital input, RGB LED backlighting, black diamond - 2 modules. Depth: 30,2 mm

EIKON TACTIL

Labels



21847.5
8 stickers sheets with symbols and words for customization of standard function for Eikon Tactil controls



21847.6
4 sheets with labels featuring symbols and wording for external/internal hotel room or cabin functions for Eikon Tactil controls



21847.7
4 stickers sheets with symbols and words for customization of standard function for Eikon Tactil controls



1847.P
Sheet with stickers with symbols and words for customization of function for Eikon Tactil controls



21846
8 sheets with adhesive labels with numbers for room numbering to customise Eikon Tactil cover plates

Examples of Eikon Tactil custom controls

For the symbols to be applied, see the standard library on page 452



Eikon Tactil control with adhesive labels 21847...

Eikon Tactil

EIKON EXÉ VINTAGE

Devices



22004.01
1P 10 AX 2-way switch, white.
Depth: 32 mm



22004.03
As on the side, grey.
Depth: 32 mm



22004.11
As on the side, nickel.
Depth: 32 mm



22004.12
As on the side, bronze.
Depth: 32 mm



22004.82
As on the side, gold.
Depth: 32 mm



22004.88
As on the side, satin gold.
Depth: 32 mm



22008.01
1P NO 10 A push button, white.
Depth: 32 mm



22008.03
As on the side, grey.
Depth: 32 mm



22008.11
As on the side, nickel.
Depth: 32 mm



22008.12
As on the side, bronze.
Depth: 32 mm



22008.82
As on the side, gold.
Depth: 32 mm



22008.88
As on the side, satin gold.
Depth: 32 mm



22061.01
2P 10 A 2-way push button, central OFF, white.
Depth: 40,5 mm



22061.03
As on the side, grey.
Depth: 40,5 mm



22061.11
As on the side, nickel.
Depth: 40,5 mm



22061.12
As on the side, bronze.
Depth: 40,5 mm



22061.82
As on the side, gold.
Depth: 40,5 mm



22061.88
As on the side, satin gold.
Depth: 40,5 mm

Cover plates

Cover plates modularity



22672.1.01
1-gang, 2 modules, matt white



22672.2.01
2-gang, 2 modules, matt white



22673.1.01
1-gang, 3 modules, matt white



22673.2.01
2-gang, 3 modules, matt white



22673.3.01
3-gang, 3 modules, matt white



22674.4.01
4-gang, 4 modules, matt white



22675.3.01
3-gang, 3 modules, British standard, matt white



22679.5.01
5-gang, 5 modules, British standard, matt white

Cover plate finishes



.03
Anthracite grey



.11
Brushed nickel



.12
Brushed dark bronze



.82
Gold



.88
Satin gold

EIKON EXÉ FLAT

Electromechanical devices

 22104 Axial 1P 10 AX 250 V- 2-way switch mechanism. Depth: 39,5 mm	 22108 Axial 1P NO 10 A 250 V- push button mechanism. Depth: 39,5 mm	 02686.AX 4-button 1P NO 24 Vdc 50 mA max., lightable - 2 modules. Depth: 21,5 mm	 02687.AX Six push buttons 1P NO 24 VDC 50 mA max., lightable - 3 modules Depth: 16,5 mm
--	--	---	--



















By-me Plus - Home automation system devices

 01480.AX 4-button, visible in darkness with RGB LED brightness adjustment - 2 modules. Depth: 21,5 mm	 01485.AX 6-button, visible in darkness with RGB LED brightness adjustment - 3 modules. Depth: 21,5 mm
--	---

Well-contact Plus - Home automation system devices













 01580.AX 4-button, KNX standard, visible in darkness with RGB LED brightness adjustment - 2 modules. Depth: 21,5 mm	 01583.AX 4 push buttons, KNX Secure standard, RGB LED visible in darkness with brightness control - 2 modules. Depth: 21,5 mm	 01585.AX 6-button, KNX standard, visible in darkness with RGB LED brightness adjustment - 3 modules. Depth: 21,5 mm	 01588.AX 6 push buttons, KNX Secure stand- ard, RGB LED visible in darkness with brightness control - 3 modules. Depth: 21,5 mm
---	--	--	---

Interchangeable half buttons Eikon Exé Flat devices - 1-module

 22751.01 Without symbol, white	 22751.03 Without symbol, grey	 22751.11 Without symbol, nickel	 22751.12 Without symbol, bronze	 22751.82 Without symbol, gold	 22751.88 Without symbol, satin gold
 22751.0.01 Without symbol, customizable*, white	 22751.0.03 Without symbol, customizable*, grey	 22751.0.11 Without symbol, customizable*, nickel	 22751.0.12 Without symbol, customizable*, bronze	 22751.0.82 Without symbol, customizable*, gold	 22751.0.88 Without symbol, customizable*, satin gold
 22751.1.01 ON/OFF symbols, white	 22751.1.03 ON/OFF symbols, grey	 22751.1.11 ON/OFF symbols, nickel	 22751.1.12 ON/OFF symbols, bronze	 22751.1.82 ON/OFF symbols, gold	 22751.1.88 ON/OFF symbols, satin gold






EIKON EXÉ FLAT




Interchangeable half buttons Eikon Exé Flat devices - 1-module

 22751.2.01 Arrows symbols, white	 22751.2.03 Arrows symbols, grey	 22751.2.11 Arrows symbols, nickel	 22751.2.12 Arrows symbols, bronze	 22751.2.82 Arrows symbols, gold	 22751.2.88 Arrows symbols, satin gold
 22751.3.01 Regulation symbols, white	 22751.3.03 Regulation symbols, grey	 22751.3.11 Regulation symbols, nickel	 22751.3.12 Regulation symbols, bronze	 22751.3.82 Regulation symbols, gold	 22751.3.88 Regulation symbols, satin gold






Cover plates

Cover plates modularity for conventional devices

 22682.1.01 1-gang, 2 modules, matt white	 22682.2.01 2-gang, 2 modules, matt white	 22683.1.01 1-gang, 3 modules, matt white	 22683.2.01 2-gang, 3 modules, matt white	 22683.3.01 3-gang, 3 modules, matt white
---	---	---	---	---

 22684.4.01 4-gang, 4 modules, matt white	 22685.3.01 3-gang, 3 modules, British standard, matt white	 22689.5.01 5-gang, 5 modules, British standard, matt white
--	---	---

Cover plates modularity for home automation devices

 22692.01 4-gang, 2 modules, matt white	 22693.01 6-gang, 3 modules, matt white	 22694.01 8-gang, 4 modules, matt white	 22695.01 6-gang, 3 modules, British standard, matt white	 22699.01 10-gang, 5 modules, British standard, matt white
--	--	--	---	--

Cover plates finishes

 .03 Anthracite grey	 .11 Brushed nickel	 .12 Brushed dark bronze	 .82 Gold	 .88 Satin gold
--	---	--	---	---

EIKON EXÉ TONDO

Electromechanical devices



22104
Axial 1P 10 AX 250 V-
2-way switch mechanism.
Depth: 39,5 mm



22108
Axial 1P NO 10 A 250 V-
push button mechanism.
Depth: 39,5 mm

Two interchangeable half-button caps for Eikon Exé Tondo cover plates and electro-mechanical devices



22761.RN.01
Lighttable, white

22761.RN.03
Lighttable, grey

22761.RN.11
Lighttable, nickel

22761.RN.12
Lighttable, bronze

22761.RN.82
Lighttable, gold

22761.RN.88
Lighttable, satin
gold

Electromechanical devices



02686.AX
4-button 1P NO 24 Vdc 50 mA max.,
lighttable - 2 modules.
Depth: 16,5 mm
To be completed with buttons 22751.RN...



02687.AX
6-button 1P NO 24 Vdc 50 mA max.,
lighttable - 3 modules.
Depth: 16,5 mm
To be completed with buttons 22751.RN...

By-me Plus - Home automation system devices



01480.AX
4-button, visible in darkness
with RGB LED brightness
adjustment - 2 modules.
Depth: 21,5 mm



01485.AX
6-button, visible in darkness
with RGB LED brightness
adjustment - 3 modules.
Depth: 21,5 mm

Well-contact Plus - Home automation system devices



01580.AX
4-button, KNX standard, visible in
darkness with RGB LED brightness
adjustment - 2 modules.
Depth: 21,5 mm



01583.AX
4 push buttons, KNX Secure
standard, RGB LED visible in
darkness with brightness control
- 2 modules.
Depth: 21,5 mm



01585.AX
6-button, KNX standard, visible in
darkness with RGB LED brightness
adjustment - 3 modules.
Depth: 21,5 mm



01588.AX
6 push buttons, KNX Secure stand-
ard, RGB LED visible in darkness
with brightness control - 3 modules.
Depth: 21,5 mm

Two interchangeable half-button caps for Eikon Exé Tondo cover plates and home automation system devices



22751.RN.01
Lighttable, white

22751.RN.03
Lighttable, grey

22751.RN.11
Lighttable, nickel

22751.RN.12
Lighttable, bronze

22751.RN.82
Lighttable, gold

22751.RN.88
Lighttable, satin
gold

EIKON EXÉ TONDO

Cover plates

Cover plates modularity for conventional devices



22682.RN.1.01
1-gang, 2 modules,
matt white



22682.RN.2.01
2-gang, 2 modules,
matt white



22683.RN.1.01
1-gang, 3 modules,
matt white



22683.RN.2.01
2-gang, 3 modules,
matt white



22683.RN.3.01
3-gang, 3 modules,
matt white



22684.RN.4.01
4-gang, 4 modules,
matt white



22685.RN.3.01
3-gang, 3 modules,
British standard,
matt white



22689.RN.5.01
5-gang, 5 modules,
British standard,
matt white

Cover plates modularity for home automation devices



22692.RN.01
4-gang, 2 modules,
matt white



22693.RN.01
6-gang, 3 modules,
matt white



22694.RN.01
8-gang, 4 modules,
matt white



22695.RN.01
6-gang, 3 modules,
British standard,
matt white



22699.RN.01
10-gang, 5 modules,
British standard,
matt white

Cover plates finishes



.03
Anthracite grey



.11
Brushed nickel



.12
Brushed dark bronze



.82
Gold



.88
Satin gold

EIKON EXÉ VINTAGE - EIKON EXÉ FLAT

Frames and boxes

Frames



21600.0 1-module, without screws
21601.0 1-module, with claws
21602 2-module, with claws
21603 2-module, without screws
21613 3-module, with screws
21614 4-module, with screws

Frames for British Standard



20606.0 1-module
20607 2-module
20608 3-module
20609 5-module

Flat mounting boxes for hollow walls and accessories



V71791 2-module
V71793 3-module



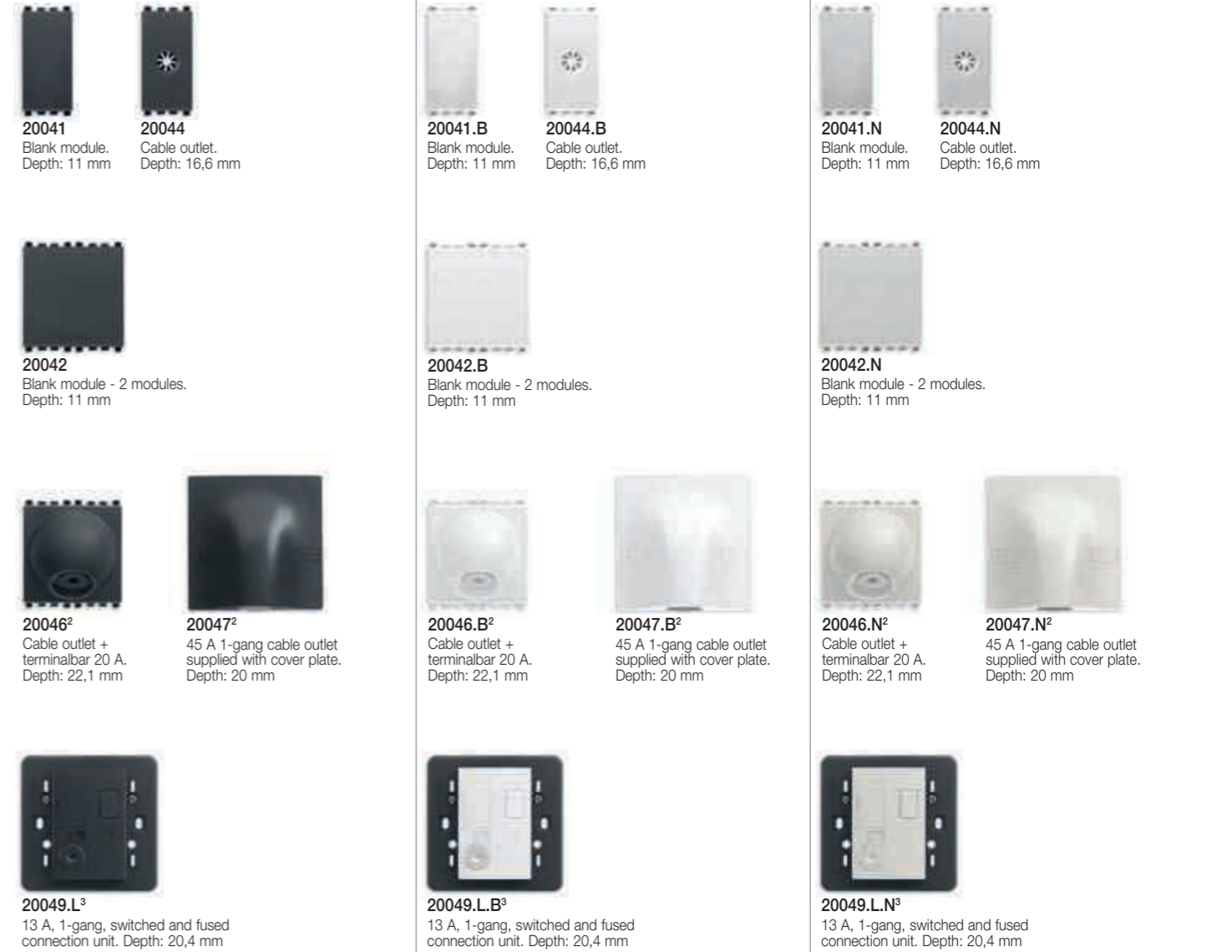
V71794 4-module
V71796 7-module



V71580
 Accessory for removing flush mounted Exé cover plate

Grey White Next

Blank modules and cable outlets



20041 Blank module. Depth: 11 mm
20044 Cable outlet. Depth: 16,6 mm
20041.B Blank module. Depth: 11 mm
20044.B Cable outlet. Depth: 16,6 mm
20041.N Blank module. Depth: 11 mm
20044.N Cable outlet. Depth: 16,6 mm
20042 Blank module - 2 modules. Depth: 11 mm
20042.B Blank module - 2 modules. Depth: 11 mm
20042.N Blank module - 2 modules. Depth: 11 mm
20046² Cable outlet + terminalbar 20 A. Depth: 22,1 mm
20047² 45 A 1-gang cable outlet supplied with cover plate. Depth: 20 mm
20046.B² Cable outlet + terminalbar 20 A. Depth: 22,1 mm
20047.B² 45 A 1-gang cable outlet supplied with cover plate. Depth: 20 mm
20046.N² Cable outlet + terminalbar 20 A. Depth: 22,1 mm
20047.N² 45 A 1-gang cable outlet supplied with cover plate. Depth: 20 mm
20049.L³ 13 A, 1-gang, switched and fused connection unit. Depth: 20,4 mm
20049.L.B³ 13 A, 1-gang, switched and fused connection unit. Depth: 20,4 mm
20049.L.N³ 13 A, 1-gang, switched and fused connection unit. Depth: 20,4 mm

1P 1-way switches 250 V~ (lightable^o)



20001 16 AX. Depth: 25 mm
20001.2 16 AX. Depth: 25 mm
20001.B 16 AX. Depth: 25 mm
20001.2.B 16 AX. Depth: 25 mm
20001.N 16 AX. Depth: 25 mm
20001.2.N 16 AX. Depth: 25 mm
20002 20 AX. Depth: 25 mm
20002.2 20 AX, - 2 modules. Depth: 25 mm
20003 20 AX, 3-gang. Depth: 25 mm
20002.B 20 AX. Depth: 25 mm
20002.2.B 20 AX, - 2 modules. Depth: 25 mm
20003.B 20 AX, 3-gang. Depth: 25 mm
20002.N 20 AX. Depth: 25 mm
20002.2.N 20 AX, - 2 modules. Depth: 25 mm
20003.N 20 AX, 3-gang. Depth: 25 mm

Grey		White		Next	
1P 1-way switches 250 V~, screwless terminals (lightable°)					
20000.FX 10 AX Depth: 26,7 mm	20000.FX.2 10 AX - 2 modules. Depth: 26,7 mm	20000.FX.B 10 AX Depth: 26,7 mm	20000.FX.2.B 10 AX - 2 modules. Depth: 26,7 mm	20000.FX.N 10 AX Depth: 26,7 mm	20000.FX.2.N 10 AX - 2 modules. Depth: 26,7 mm
Axial 1P 1-way switches 250 V~ (lightable°)					
20101 16 AX Depth: 34,5 mm	20101.2 16 AX - 2 modules. Depth: 34,5 mm	20101.B 16 AX Depth: 34,5 mm	20101.2.B 16 AX - 2 modules. Depth: 34,5 mm	20101.N 16 AX Depth: 34,5 mm	20101.2.N 16 AX - 2 modules. Depth: 34,5 mm
2P 1-way switches 250 V~ (lightable°)					
20015 16 AX Depth: 25 mm	20015.2 16 AX - 2 modules. Depth: 25 mm	20015.B 16 AX Depth: 25 mm	20015.2.B 16 AX - 2 modules. Depth: 25 mm	20015.N 16 AX Depth: 25 mm	20015.2.N 16 AX - 2 modules. Depth: 25 mm

Grey		White		Next	
2P 1-way switches 250 V~ (lightable°)					
20016 20 AX. Depth: 26 mm	20016.2 20 AX, ON/OFF - 2 modules. Depth: 26 mm	20016.B 20 AX. Depth: 26 mm	20016.2.B 20 AX, ON/OFF - 2 modules. Depth: 26 mm	20016.N 20 AX. Depth: 26 mm	20016.2.N 20 AX, ON/OFF - 2 modules. Depth: 26 mm
2P 1-way switches 250 V~ (lightable°)					
20016.WH 20 AX, Water/Heater. Depth: 26 mm	20016.2.WH 20 AX, Water/Heater - 2 modules. Depth: 26 mm	20016.WH.B 20 AX, Water/Heater. Depth: 26 mm	20016.2.WH.B 20 AX, Water/Heater - 2 modules. Depth: 26 mm	20016.WH.N 20 AX, Water/Heater. Depth: 26 mm	20016.2.WH.N 20 AX, Water/Heater - 2 modules. Depth: 26 mm
2P 1-way switches 250 V~ (lightable°)					
20017 32 A, 1-gang, ON/OFF. Depth: 22,5 mm	20017.WH 32 A, 1-gang, Water/Heater. Depth: 22,5 mm	20017.B 32 A, 1-gang, ON/OFF. Depth: 22,5 mm	20017.WH.B 32 A, 1-gang, Water/Heater. Depth: 22,5 mm	20017.N 32 A, 1-gang, ON/OFF. Depth: 22,5 mm	20017.WH.N 32 A, 1-gang, Water/Heater. Depth: 22,5 mm

Grey	White	Next
------	-------	------

2P 1-way switches 250 V~ (lightable°)



20018
45 A, 1-gang, ON/OFF.
Depth: 22,5 mm

20018.CK
45 A, 1-gang, cooker unit.
Depth: 22,5 mm



20018.B
45 A, 1-gang, ON/OFF.
Depth: 22,5 mm

20018.CK.B
45 A, 1-gang, cooker unit.
Depth: 22,5 mm



20018.N
45 A, 1-gang, ON/OFF.
Depth: 22,5 mm

20018.CK.N
45 A, 1-gang, cooker unit.
Depth: 22,5 mm



20019
45 A, 1-gang, ON/OFF
for 2-gang boxes.
Depth: 22,5 mm

20019.CK
45 A, 1-gang, cooker
unit for 2-gang boxes.
Depth: 22,5 mm



20019.B
45 A, 1-gang, ON/OFF
for 2-gang boxes.
Depth: 22,5 mm

20019.CK.B
45 A, 1-gang, cooker
unit for 2-gang boxes.
Depth: 22,5 mm



20019.N
45 A, 1-gang, ON/OFF
for 2-gang boxes.
Depth: 22,5 mm

20019.CK.N
45 A, 1-gang, cooker
unit for 2-gang boxes.
Depth: 22,5 mm

Badge switch (lightable°)



20466
Badge switch.
Depth: 22,1 mm



20466.B
Badge switch.
Depth: 22,1 mm



20466.N
Badge switch.
Depth: 22,1 mm

1P 2-way switches 250 V~ (lightable°)



20005
16 AX.
Depth: 25 mm

20005.2
16 AX.
- 2 modules.
Depth: 25 mm




20005.B
16 AX.
Depth: 25 mm

20005.2.B
16 AX.
- 2 modules.
Depth: 25 mm



20005.N
16 AX.
Depth: 25 mm

20005.2.N
16 AX.
- 2 modules.
Depth: 25 mm



20006
20 AX.
Depth: 25 mm

20006.2
20 AX.
- 2 modules.
Depth: 25 mm



20006.B
20 AX.
Depth: 25 mm

20006.2.B
20 AX.
- 2 modules.
Depth: 25 mm



20006.N
20 AX.
Depth: 25 mm

20006.2.N
20 AX.
- 2 modules.
Depth: 25 mm

Grey	White	Next
------	-------	------

1P 2-way switches 250 V~, screwless terminals (lightable°)



20004.FX
10 AX.
Depth: 26,7 mm

20004.FX.2
10 AX.
- 2 modules.
Depth: 26,7 mm



20004.FX.B
10 AX.
Depth: 26,7 mm

20004.FX.2.B
10 AX.
- 2 modules.
Depth: 26,7 mm



20004.FX.N
10 AX.
Depth: 26,7 mm

20004.FX.2.N
10 AX.
- 2 modules.
Depth: 26,7 mm

1P 2-way switches 250 V~



20007
20 AX, 3-gang
- 2 modules.
Depth: 32,6 mm



20007.B
20 AX, 3-gang
- 2 modules.
Depth: 32,6 mm



20007.N
20 AX, 3-gang
- 2 modules.
Depth: 32,6 mm

Axial 1P 2-way switches 250 V~ (lightable°)



20105
16 AX.
Depth: 34,5 mm

20105.2
16 AX.
- 2 modules.
Depth: 34,5 mm



20105.B
16 AX.
Depth: 34,5 mm

20105.2.B
16 AX.
- 2 modules.
Depth: 34,5 mm



20105.N
16 AX.
Depth: 34,5 mm

20105.2.N
16 AX.
- 2 modules.
Depth: 34,5 mm

View Wireless connected 2-way switches



20592.0

Mechanism, 100-240 V 50/60 Hz output relay for 500 W incandescent lamps, 100 W LED lamps, 250 VA electronic transformers, 60 W fluorescent lamps, Bluetooth® wireless technology 5.0 for View Wireless mesh system and Zigbee 3.0, 1 input for actuator push button or recall a scenario. To complete with 1-, 2- or 3-module buttons. Depth: 37,5 mm



Grey	White	Next
1P reversing switches 250 V~ (lightable°)		
<p>20013 16 AX. Depth: 25 mm</p> <p>20013.2 16 AX - 2 modules. Depth: 25 mm</p>	<p>20013.B 16 AX. Depth: 25 mm</p> <p>20013.2.B 16 AX - 2 modules. Depth: 25 mm</p>	<p>20013.N 16 AX. Depth: 25 mm</p> <p>20013.2.N 16 AX - 2 modules. Depth: 25 mm</p>
1P reversing switches 250 V~, screwless terminals (lightable°)		
<p>20009.FX 10 AX. Depth: 27,7 mm</p> <p>20009.FX.2 10 AX - 2 modules. Depth: 26,7 mm</p>	<p>20009.FX.B 10 AX. Depth: 27,7 mm</p> <p>20009.FX.2.B 10 AX - 2 modules. Depth: 26,7 mm</p>	<p>20009.FX.N 10 AX. Depth: 27,7 mm</p> <p>20009.FX.2.N 10 AX - 2 modules. Depth: 26,7 mm</p>
Axial 1P reversing switches 250 V~ (lightable°)		
<p>20113 16 AX. Depth: 34,5 mm</p> <p>20113.2 16 AX - 2 modules. Depth: 34,5 mm</p>	<p>20113.B 16 AX. Depth: 34,5 mm</p> <p>20113.2.B 16 AX - 2 modules. Depth: 34,5 mm</p>	<p>20113.N 16 AX. Depth: 34,5 mm</p> <p>20113.2.N 16 AX - 2 modules. Depth: 34,5 mm</p>
1P NO 10 A push buttons 250 V~ (lightable°)		
<p>20008 10 A. Depth: 25 mm</p> <p>20008.2 10 A - 2 modules. Depth: 25 mm</p>	<p>20008.B 10 A. Depth: 25 mm</p> <p>20008.2.B 10 A - 2 modules. Depth: 25 mm</p>	<p>20008.N 10 A. Depth: 25 mm</p> <p>20008.2.N 10 A - 2 modules. Depth: 25 mm</p>
<p>20008.2.C Bell symbol - 2 modules. Depth: 25 mm</p> <p>20008.2.L Light symbol - 2 modules. Depth: 25 mm</p>	<p>20008.2.C.B Bell symbol - 2 modules. Depth: 25 mm</p> <p>20008.2.L.B Light symbol - 2 modules. Depth: 25 mm</p>	<p>20008.2.C.N Bell symbol - 2 modules. Depth: 25 mm</p> <p>20008.2.L.N Light symbol - 2 modules. Depth: 25 mm</p>

Grey	White	Next
1P NO 10 A push buttons 250 V~, screwless terminals (lightable°)		
<p>20008.FX 10 A. Depth: 26,7 mm</p> <p>20008.FX.2 10 A - 2 modules. Depth: 26,7 mm</p>	<p>20008.FX.B 10 A. Depth: 26,7 mm</p> <p>20008.FX.2.B 10 A - 2 modules. Depth: 26,7 mm</p>	<p>20008.FX.N 10 A. Depth: 26,7 mm</p> <p>20008.FX.2.N 10 A - 2 modules. Depth: 26,7 mm</p>
Axial 1P NO 10 A push buttons 250 V~ (lightable°)		
<p>20108 10 A. Depth: 34,5 mm</p> <p>20108.2 10 A - 2 modules. Depth: 34,5 mm</p>	<p>20108.B 10 A. Depth: 34,5 mm</p> <p>20108.2.B 10 A - 2 modules. Depth: 34,5 mm</p>	<p>20108.N 10 A. Depth: 34,5 mm</p> <p>20108.2.N 10 A - 2 modules. Depth: 34,5 mm</p>
1P NC 10 A push button 250 V~ (lightable°)		
<p>20010 10 A. Depth: 25 mm</p>	<p>20010.B 10 A. Depth: 25 mm</p>	<p>20010.N 10 A. Depth: 25 mm</p>
Quid - Magnetic relay module for lighting (backfit)		
<p>03991 ON/OFF sequence pulse relay module, 1 input for NO push button, 1 NO 10 A 220-240 V~ 50/60 Hz relay output, for backfit</p>	<p>03992 ON/OFF sequence pulse relay module, 1 input for NO push button, 1 input for reset push button, 1 NO 10 A 220-240 V~ 50/60 Hz relay output, luminous signalling of load status, for backfit</p>	<p>03993 ON/OFF sequence pulse relay module, 1 input for NO push button, 2 NO 10 A 220-240 V~ 50/60 Hz sequence relay outputs, for backfit</p>
<p>03994 Quid magnetic relay module with sequential ON/OFF pulses, 1 input for NO push-button on phase (L) or on neutral (N), 1 NO relay output 10 AX 220-240 V~ 50/60</p>		
<p>00932 Pre-wired LED unit for signalling the load status, for 03992, supply voltage 220-240 V~ 50/60 Hz, 0,5 W, green</p>	<p>▲ 03998 Quid galvanic dividing module, 1 input for NO reset push button from system A (Slave), 1 input for NO reset push button from system B (master), 1 input for system A (slave) neutral, 1 input for system B (master) phase, installation in junction boxes or connector block boxes</p>	<p>▲ 01490 Quid silent magnetic relay module with sequential ON/OFF pulses, 1 input for NO push button, 1 input for NO reset push button, 1 input for NO set push button, 1x10 A 220-240 V~ 50/60 Hz volt-free output, installation on DIN rail (60715 TH35), occupies 1 module size 17,5 mm</p>

Grey	White	Next
------	-------	------

Lightable° mechanisms 250 V~ (common devices for the three versions)

20001.0 1P 16 AX 1-way switch. Depth: 25 mm	20015.0 2P 16 AX 1-way switch. Depth: 25 mm	20005.0 1P 16 AX 2-way switch. Depth: 25 mm	20013.0 1P 16 AX reversing switch. Depth: 25 mm	20008.0 1P NO 10 A push button. Depth: 25 mm	20010.0 1P NC 10 A push button. Depth: 25 mm	20002.0 1P 20 AX 1-way switch. Depth: 25 mm	20016.0 2P 20 AX 1-way switch. Depth: 25 mm	20006.0 1P 20 AX 2-way switch. Depth: 25 mm

Lightable° mechanisms 250 V~, screwless terminals (common devices for the three versions)

20000.FX.0 1P 10 AX 1-way switch. Depth: 26,7 mm	20004.FX.0 1P 10 AX 2-way switch. Depth: 26,7 mm	20009.FX.0 1P 10 AX reversing switch. Depth: 26,7 mm	20008.FX.0 1P NO 10 A push button. Depth: 26,7 mm

1-module interchangeable buttons (lightable°)

20021 No symbol	20026 With diffuser	20026.DND Do Not Disturb with diffuser	20026.PLS Please Clean with diffuser	20021.B No symbol	20026.B With diffuser	20026.DND.B Do Not Disturb with diffuser	20026.PLS.B Please Clean with diffuser	20021.N No symbol	20026.N With diffuser	20026.DND.N Do Not Disturb with diffuser	20026.PLS.N Please Clean with diffuser
20021.C Bell symbol	20021.L Light symbol	20021.P Key symbol		20021.C.B Bell symbol	20021.L.B Light symbol	20021.P.B Key symbol		20021.C.N Bell symbol	20021.L.N Light symbol	20021.P.N Key symbol	
20021.99 O I symbols for 2P switches	20031.PS 'Press' marked			20021.99.B O I symbols for 2P switches	20031.PS.B 'Press' marked			20021.99.N O I symbols for 2P switches	20031.PS.N 'Press' marked		

1-module interchangeable buttons for axial controls (lightable°)

20131 No symbol	20131.C Bell symbol	20131.L Light symbol	20131.P Key symbol	20131.B No symbol	20131.C.B Bell symbol	20131.L.B Light symbol	20131.P.B Key symbol	20131.N No symbol	20131.C.N Bell symbol	20131.L.N Light symbol	20131.P.N Key symbol

Grey	White	Next
------	-------	------

2-module interchangeable buttons (lightable°)

20022 No symbol	20027 With diffuser	20032 Customizable	20022.B No symbol	20027.B With diffuser	20032.B Customizable	20022.N No symbol	20027.N With diffuser	20032.N Customizable
20022.C Bell symbol	20022.L Light symbol	20022.P Key symbol	20022.C.B Bell symbol	20022.L.B Light symbol	20022.P.B Key symbol	20022.C.N Bell symbol	20022.L.N Light symbol	20022.P.N Key symbol
20022.99 O I symbols for 2P switches	20032.PS 'Press' marked		20022.99.B O I symbols for 2P switches	20032.PS.B 'Press' marked		20022.99.N O I symbols for 2P switches	20032.PS.N 'Press' marked	

2-module interchangeable buttons for axial controls (lightable°)

20132 No symbol	20132.C Bell symbol	20132.L Light symbol	20132.B No symbol	20132.C.B Bell symbol	20132.L.B Light symbol	20132.N No symbol	20132.C.N Bell symbol	20132.L.N Light symbol
20132.P Key symbol			20132.P.B Key symbol			20132.P.N Key symbol		

3-module interchangeable buttons (lightable°)

20023 No symbol	20028 With diffuser	20023.B No symbol	20028.B With diffuser	20023.N No symbol	20028.N With diffuser
20023.C Bell symbol		20023.C.B Bell symbol		20023.C.N Bell symbol	

Grey	White	Next
1P special switches 250 V~		
 20050 NO 10 A, with lightable name-plate - 2 modules. Depth: 26,5 mm 20052 NO 10 A cord-operated. Depth: 25,5 mm 20053 NC 10 A cord-operated. Depth: 25,5 mm	 20050.B NO 10 A, with lightable name-plate - 2 modules. Depth: 26,5 mm 20052.B NO 10 A cord-operated. Depth: 25,5 mm 20053.B NC 10 A cord-operated. Depth: 25,5 mm	 20050.N NO 10 A, with lightable name-plate - 2 modules. Depth: 26,5 mm 20052.N NO 10 A cord-operated. Depth: 25,5 mm 20053.N NC 10 A cord-operated. Depth: 25,5 mm
Additional 1P switches 250 V~		
 20056.33 10 A, NO + NC-contact, OFF symbol. Depth: 29,5 mm 20056.34 10 A, NO + NC-contact, ON symbol. Depth: 29,5 mm 20058 Two 10 A NO+NC independent contacts, OFF/ON symbols. Depth: 29,5 mm	 20056.33.B 10 A, NO + NC-contact, OFF symbol. Depth: 29,5 mm 20056.34.B 10 A, NO + NC-contact, ON symbol. Depth: 29,5 mm 20058.B Two 10 A NO+NC independent contacts, OFF/ON symbols. Depth: 29,5 mm	 20056.33.N 10 A, NO + NC-contact, OFF symbol. Depth: 29,5 mm 20056.34.N 10 A, NO + NC-contact, ON symbol. Depth: 29,5 mm 20058.N Two 10 A NO+NC independent contacts, OFF/ON symbols. Depth: 29,5 mm
1P NO 10 A push buttons 250 V~		
 20066 Two NO 10 A, independents. Depth: 29,5 mm 20068.B With white diffuser (for signalling unit). Depth: 29 mm	 20066.B Two NO 10 A, independents. Depth: 29,5 mm 20068.B.B With white diffuser (for signalling unit). Depth: 29 mm	 20066.N Two NO 10 A, independents. Depth: 29,5 mm 20068.B.N With white diffuser (for signalling unit). Depth: 29 mm
Switches 250 V~		
 20060 2P 10 AX 2-way switch, OFF-central. Depth: 34 mm 20061 2P 10 A 2-way push button, OFF-central. Depth: 35 mm 20062 2 1P NO 10 A push buttons, interlocked. Depth: 29,5 mm	 20060.B 2P 10 AX 2-way switch, OFF-central. Depth: 34 mm 20061.B 2P 10 A 2-way push button, OFF-central. Depth: 35 mm 20062.B 2 1P NO 10 A push buttons, interlocked. Depth: 29,5 mm	 20060.N 2P 10 AX 2-way switch, OFF-central. Depth: 34 mm 20061.N 2P 10 A 2-way push button, OFF-central. Depth: 35 mm 20062.N 2 1P NO 10 A push buttons, interlocked. Depth: 29,5 mm
Quid - Electronic 2-way switch for roller shutter		
 20196 Slat orientation, with relay outputs for cosφ 0,6 motor 2 A 220-240 V~ 50/60 Hz, position saving. Depth: 41,5 mm	 20196.B Slat orientation, with relay outputs for cosφ 0,6 motor 2 A 220-240 V~ 50/60 Hz, position saving. Depth: 41,5 mm	 20196.N Slat orientation, with relay outputs for cosφ 0,6 motor 2 A 220-240 V~ 50/60 Hz, position saving. Depth: 41,5 mm

Grey	White	Next
Quid - Electronic relay module and control unit module for roller shutters (backfit)		
 03996 Centralizable relay module, slat orientation, with relay outputs for cosφ 0,6 motor 2 A 220-240 V~ 50/60 Hz, position saving, for backfit or junction boxes installation	 03997 Control unit module, 2 inputs for NO push button, 6 outputs for Quid roller shutter relay module (03996), 220-240 V~ 50/60 Hz power supply, for backfit or junction boxes installation	
View Wireless connected control device for roller shutter		
 20594.0 Control device for 1 roller shutter with slat orientation and change-over relay output for cosφ 0,6 motor 2 A 100-240 V~ 50/60 Hz. Bluetooth® wireless technology 5.0 for View Wireless mesh system and Zigbee 3.0, 1 input for external push button to recall a scenario, favourite position recall function. To complete with 2 1-module half-button. Depth: 37,5 mm		
 20755.2 2 1-module interchangeable half-button, arrows symbol	 20755.2.B 2 1-module interchangeable half-button, arrows symbol	 20755.2.N 2 1-module interchangeable half-button, arrows symbol
2P key-operated switches 250 V~ (add .CU to the basic code for switches with 000 unified key)		
 20083 16 AX 1-way switch, key removable in both positions. Depth: 33,5 mm 20086 NO 16 A push button, key removable in "O" position. Depth: 33,5 mm	 20083.B 16 AX 1-way switch, key removable in both positions. Depth: 33,5 mm 20086.B NO 16 A push button, key removable in "O" position. Depth: 33,5 mm	 20083.N 16 AX 1-way switch, key removable in both positions. Depth: 33,5 mm 20086.N NO 16 A push button, key removable in "O" position. Depth: 33,5 mm
Dimmers**		
 20135.1 MASTER, universal. Depth: 41,5 mm 20135.1.120 As above, 120 V~. Depth: 40,5 mm	 20136.1 MASTER, universal, with potentiometer. Depth: 41,5 mm 20136.1.B MASTER, universal, with potentiometer. Depth: 41,5 mm	 20135.1.N MASTER, universal. Depth: 41,5 mm 20135.1.120.N As above, 120 V~. Depth: 40,5 mm

Grey White Next

Dimmer - controllable loads

Type	UNIVERSAL							
	20135.1				20136.1			
	2-wire connection		3-wire connection		2-wire connection		3-wire connection	
LOADS	LE	TE	LE	TE	LE	TE	LE	TE
Incandescence	40 ÷ 400 W	40 ÷ 300 W	40 ÷ 400 W	40 ÷ 300 W	40 ÷ 400 W	40 ÷ 300 W	40 ÷ 400 W	40 ÷ 300 W
LED	5 ÷ 100 W max 10 lamps	5 ÷ 200 W max 20 lamps	3 ÷ 100 W max 10 lamps	3 ÷ 200 W max 20 lamps	5 ÷ 100 W max 10 lamps	5 ÷ 200 W max 20 lamps	3 ÷ 100 W max 10 lamps	3 ÷ 200 W max 20 lamps
Electronic transformers for halogen	40 ÷ 300 VA max 3 transformers type	40 ÷ 300 VA max 5 transformers type	40 ÷ 300 VA max 3 transformers type	40 ÷ 300 VA max 5 transformers type	40 ÷ 300 VA max 3 transformers type	40 ÷ 300 VA max 5 transformers type	40 ÷ 300 VA max 3 transformers type	40 ÷ 300 VA max 5 transformers type

Electronic supply unit



01876
230 V~ 50 Hz, for controllable LED RGB lamps, 12-24 Vdc

Infrared switches



20181
Lighting switch, NO 6 A 230 V~ relay output, 50/60 Hz
20181.120
As above, 120 V~.
Depth: 37 mm



20181.B
Lighting switch, NO 6 A 230 V~ relay output, 50/60 Hz
20181.120.B
As above, 120 V~.
Depth: 37 mm



20181.N
Lighting switch, NO 6 A 230 V~ relay output, 50/60 Hz
20181.120.N
As above, 120 V~.
Depth: 37 mm

Grey White Next

Infrared switches



00800.14 Frame for orientable support surface mounting
00805.14 Adaptor for orientable support flush mounting - 2 modules. Depth: 36,5 mm
00801.14 Orientable support - 1 module



00800 Frame for orientable support surface mounting
00805 Adaptor for orientable support flush mounting - 2 modules. Depth: 36,5 mm
00801 Orientable support - 1 module



00800.20 Frame for orientable support surface mounting
00805.20 Adaptor for orientable support flush mounting - 2 modules. Depth: 36,5 mm
00801.20 Orientable support - 1 module



02690
Lighting switch, 2000 W incandescent lamps, CFL 10-1000 W, LED 100 W, 220-240 V~ 50/60 Hz, ceiling mounting

Set/Reset push buttons



20183
For emergency call, 2 NO 5 A 250 V~, 12 V~/12-24 Vdc (SELV) - 2 modules. Depth: 38,5 mm



20183.B
For emergency call, 2 NO 5 A 250 V~, 12 V~/12-24 Vdc (SELV) - 2 modules. Depth: 38,5 mm



20183.N
For emergency call, 2 NO 5 A 250 V~, 12 V~/12-24 Vdc (SELV) - 2 modules. Depth: 38,5 mm


Radiofrequency kits



OK03906.03
Kit Friends of Hue Eikon Evo. Contains:
• 1 4-button RF device 03906
• 1 mounting frame 21507.B, white
• 2 buttons 20506.B, white
• 2-module cover plate 21642.17, total white

Grey	White	Next
------	-------	------

Radiofrequency smart devices




03955
4-button flat device with RF transmission, 868 MHz, **EnOcean**® standard, to be completed with buttons 20506+20506.2 - 2 modules



01796.2
Multi-function actuator with relay output NO 10 A 230 V~ programmable with switch function for local control, transferable local input as ON/OFF control for other **EnOcean**® actuators, 230 V~ 50/60 Hz power supply




01798
EnOcean® actuator with 2 NO relay outputs 5 A 230 V~, 2 programmable inputs with switch function for local control, power supply 230 V~ 50/60 Hz



03925
4-button flat device with RF transmission, 2.4 GHz, **Bluetooth**® Low Energy wireless technology, to be completed with buttons 20506+20506.2 - 2 modules

Compatible with **CASAMBI**

Compatible with View Wireless system



03905
4-button flat device with RF transmission, 2.4 GHz, **ZigBee Green Power** standard, to be completed with buttons 20506+20506.2 - 2 modules



03906
4-button flat device with RF transmission, 2.4 GHz, **ZigBee Green Power** and **Friends of Hue** standard, to be completed with buttons 20506 - 2 modules



20507
Frame for RF devices surface mounting, only for Eikon Chrome cover plate, grey



20507.B
Frame for RF devices surface mounting, only for Eikon Chrome cover plate, white



21507.1
Frame for RF devices surface mounting, only for Eikon Evo cover plate, grey



21507.1.B
Frame for RF devices surface mounting, only for Eikon Evo cover plate, white



22507
Frame for RF devices surface mounting, only for Eikon Exé cover plate, grey



22507.B
Frame for RF devices surface mounting, only for Eikon Exé cover plate, white



20506
Pair of 1-module buttons for RF devices, customizable



20506.2
2-module button for RF devices, customizable



20506.B
Pair of 1-module buttons for RF devices, customizable



20506.2.B
2-module button for RF devices, customizable



20506.N
Pair of 1-module buttons for RF devices, customizable



20506.2.N
2-module button for RF devices, customizable

Grey	White	Next
------	-------	------

SICURY 2P+E Italian standard socket outlets 250 V~



20201
10 A, P11. Depth: 25 mm



20203
Bpresa 16 A, P17/11. Depth: 25 mm



20201.B
10 A, P11. Depth: 25 mm



20203.B
Bpresa 16 A, P17/11. Depth: 25 mm



20201.N
10 A, P11. Depth: 25 mm



20203.N
Bpresa 16 A, P17/11. Depth: 25 mm




20209
16 A, P30 - 2 modules. Depth: 29,4 mm




20210
16 A, universal - 2 modules. Depth: 26 mm



▲ 20211
16 A universal flush-fitting socket outlet - 2 modules. Depth: 26,8 mm




20209.B
16 A, P30 - 2 modules. Depth: 29,4 mm



20210.B
16 A, universal - 2 modules. Depth: 26 mm



▲ 20211.B
16 A universal flush-fitting socket outlet - 2 modules. Depth: 26,8 mm



20209.N
16 A, P30 - 2 modules. Depth: 29,4 mm



20210.N
16 A, universal - 2 modules. Depth: 26 mm



▲ 20211.N
16 A universal flush-fitting socket outlet - 2 modules. Depth: 26,8 mm

View Wireless connected control device for socket outlet



20593

Control device with NO 16 A 100-240 V~ 50/60 Hz relay output, local control with push button or remote control, **Bluetooth**® wireless technology 5.0 for View Wireless mesh system and Zigbee 3.0, function for measuring the instant power and load cut-off threshold. Depth: 39,5 mm



20593.B

Control device with NO 16 A 100-240 V~ 50/60 Hz relay output, local control with push button or remote control, **Bluetooth**® wireless technology 5.0 for View Wireless mesh system and Zigbee 3.0, function for measuring the instant power and load cut-off threshold. Depth: 39,5 mm



20593.N

Control device with NO 16 A 100-240 V~ 50/60 Hz relay output, local control with push button or remote control, **Bluetooth**® wireless technology 5.0 for View Wireless mesh system and Zigbee 3.0, function for measuring the instant power and load cut-off threshold. Depth: 39,5 mm



Grey	White	Next
------	-------	------

SICURY 2P+E socket outlets 250 V~ (for dedicated supply lines)




20203.R Bpresa 16 A, P17/11, red. - 2 modules. Depth: 25 mm	20209.A 16 A, P30, orange - 2 modules. Depth: 29,4 mm	20209.R 16 A, P30, red - 2 modules. Depth: 29,4 mm	20209.V 16 A, P30, green - 2 modules. Depth: 29,4 mm	20210.R 16 A, universal, red - 2 modules. Depth: 29,4 mm
---	---	--	--	--

Socket outlets 250 V~ - German standard



20208 SICURY 2P+E 16 A, German - 2 modules. Depth: 29,4 mm	20208.C SICURY 2P+E 16 A, German, with cover - 2 modules. Depth: 31,2 mm	22208 ^{***} SICURY 2P+T 16 A, round German - 2 modules. Depth: 31,2 mm	20208.B SICURY 2P+E 16 A, German - 2 modules. Depth: 29,4 mm	20208.C.B SICURY 2P+E 16 A, German, with cover - 2 modules. Depth: 31,2 mm	22208.B ^{***} SICURY 2P+T 16 A, round German - 2 modules. Depth: 31,2 mm	20208.N SICURY 2P+E 16 A, German - 2 modules. Depth: 29,4 mm	20208.C.N SICURY 2P+E 16 A, German, with cover - 2 modules. Depth: 31,2 mm	22208.N ^{***} SICURY 2P+T 16 A, round German - 2 modules. Depth: 31,2 mm	
20208.USB SICURY 2P+T 16 A 250 V~ German standard, 1 USB-C output 18 W - 2 modules. Depth: 29,4 mm	20208.USB.B SICURY 2P+T 16 A 250 V~ German standard, 1 USB-C output 18 W - 2 modules. Depth: 29,4 mm	20208.USB.N SICURY 2P+T 16 A 250 V~ German standard, 1 USB-C output 18 W - 2 modules. Depth: 29,4 mm							


Socket outlets 250 V~, screwless terminals - German standard



20208.FX SICURY 2P+E 16 A, German - 2 modules. Depth: 33,5 mm	20208.FX.C SICURY 2P+E 16 A, German, with cover - 2 modules. Depth: 34,4 mm	20208.FX.B SICURY 2P+E 16 A, German - 2 modules. Depth: 33,5 mm	20208.FX.C.B SICURY 2P+E 16 A, German, with cover - 2 modules. Depth: 34,4 mm	20208.FX.N SICURY 2P+E 16 A, German - 2 modules. Depth: 33,5 mm	20208.FX.C.N SICURY 2P+E 16 A, German, with cover - 2 modules. Depth: 34,4 mm
---	---	---	---	---	---

Grey	White	Next
------	-------	------

Socket outlets 250 V~ - French standard



20212 SICURY 2P+E 16 A, French - 2 modules. Depth: 26,4 mm	20212.C SICURY 2P+E 16 A, French, with cover - 2 modules. Depth: 28,3 mm	22212.FL ^{***} SICURY 2P+T 16 A, round French - 2 modules. Depth: 29,2 mm	20212.B SICURY 2P+E 16 A, French - 2 modules. Depth: 26,4 mm	20212.C.B SICURY 2P+E 16 A, French, with cover - 2 modules. Depth: 28,3 mm	22212.FL.B ^{***} SICURY 2P+T 16 A, round French - 2 modules. Depth: 29,2 mm	20212.N SICURY 2P+E 16 A, French - 2 modules. Depth: 26,4 mm	20212.C.N SICURY 2P+E 16 A, French, with cover - 2 modules. Depth: 28,3 mm	22212.FL.N ^{***} SICURY 2P+T 16 A, round French - 2 modules. Depth: 29,2 mm
--	--	--	--	--	--	--	--	--

Socket outlets 250 V~, screwless terminals - French standard
























20212.FX SICURY 2P+E 16 A, French - 2 modules. Depth: 30,5 mm	20212.FX.C SICURY 2P+E 16 A, French, with cover - 2 modules. Depth: 31,5 mm	20212.FL.FX SICURY 2P+T 16 A, round French - 2 modules. Depth: 32,1 mm	20212.FX.B SICURY 2P+E 16 A, French - 2 modules. Depth: 30,5 mm	20212.FX.C.B SICURY 2P+E 16 A, French, with cover - 2 modules. Depth: 31,5 mm	20212.FL.FX.B SICURY 2P+T 16 A, round French - 2 modules. Depth: 32,1 mm	20212.FX.N SICURY 2P+E 16 A, French - 2 modules. Depth: 30,5 mm	20212.FX.C.N SICURY 2P+E 16 A, French, with cover - 2 modules. Depth: 31,5 mm	20212.FL.FX.N SICURY 2P+T 16 A, round French - 2 modules. Depth: 32,1 mm
---	---	--	---	---	--	---	---	--

Socket outlets 250 V~ - English standard


















20214 SICURY 2P+E 5 A, English - 2 modules. Depth: 17,8 mm	20219 ⁴ 2P+E 13 A, English - 2 modules. Depth: 17 mm	20214.B SICURY 2P+E 5 A, English - 2 modules. Depth: 17,8 mm	20219.B ⁴ 2P+E 13 A, English - 2 modules. Depth: 17 mm	20214.N SICURY 2P+E 5 A, English - 2 modules. Depth: 17,8 mm	20219.N ⁴ 2P+E 13 A, English - 2 modules. Depth: 17 mm
--	---	--	---	--	---

Socket outlets

Grey	White	Next
Socket outlets 250 V~ - Swiss standard		
 <p>20226 2P+E 10 A, Swiss, 13-type - 2 modules. Depth: 36,75 mm</p>	 <p>20226.B 2P+E 10 A, Swiss, 13-type - 2 modules. Depth: 36,75 mm</p>	 <p>20226.N 2P+E 10 A, Swiss, 13-type - 2 modules. Depth: 36,75 mm</p>
SICURY socket outlets 250 V~ - Euro-American standard		
 <p>20234 2P 16 A, Euro-American (ø 4,8 mm). Depth: 28,5 mm</p>	 <p>20248 2P+E 16 A, Euro-American - 2 modules. Depth: 26,5 mm</p>	 <p>20249 Two 2P+E 16 A, Euro-American - 3 modules. Depth: 24,5 mm</p>
 <p>20234.B 2P 16 A, Euro-American (ø 4,8 mm). Depth: 28,5 mm</p>	 <p>20248.B 2P+E 16 A, Euro-American - 2 modules. Depth: 26,5 mm</p>	 <p>20249.B Two 2P+E 16 A, Euro-American - 3 modules. Depth: 24,5 mm</p>
 <p>20234.N 2P 16 A, Euro-American (ø 4,8 mm). Depth: 28,5 mm</p>	 <p>20248.N 2P+E 16 A, Euro-American - 2 modules. Depth: 26,5 mm</p>	 <p>20249.N Two 2P+E 16 A, Euro-American - 3 modules. Depth: 24,5 mm</p>
Socket outlets 127 V~ - USA and Saudi Arabian standards		
 <p>20242 SICURY 2P+E 15 A, USA and Arabian. Depth: 27,4 mm</p>	 <p>20243 Two SICURY 2P+E 15 A, USA and Arabian - 3 modules. Depth: 26 mm</p>	 <p>20242.B SICURY 2P+E 15 A, USA and Arabian. Depth: 27,4 mm</p>
 <p>20242.N SICURY 2P+E 15 A, USA and Arabian. Depth: 27,4 mm</p>	 <p>20243.B Two SICURY 2P+E 15 A, USA and Arabian - 3 modules. Depth: 26 mm</p>	 <p>20243.N Two SICURY 2P+E 15 A, USA and Arabian - 3 modules. Depth: 26 mm</p>
Socket outlets 250 V~ - Israeli standard		
 <p>20240 SICURY 2P+E 16 A, Israeli - 2 modules. Depth: 28,7 mm</p>	 <p>20240.B SICURY 2P+E 16 A, Israeli - 2 modules. Depth: 28,7 mm</p>	 <p>20240.N SICURY 2P+E 16 A, Israeli - 2 modules. Depth: 28,7 mm</p>

Socket outlets

Grey	White	Next
Socket outlets 250 V~ - Argentinian standard		
 <p>20250 SICURY 2P+E 10 A, Argentinian. Depth: 27,5 mm</p>	 <p>20250.B SICURY 2P+E 10 A, Argentinian. Depth: 27,5 mm</p>	 <p>20250.N SICURY 2P+E 10 A, Argentinian. Depth: 27,5 mm</p>
Socket outlets 250 V~ - Chinese standard		
 <p>20251 SICURY 2P+E 10 A, Chinese. Depth: 27,5 mm</p>	 <p>20252 SICURY 2P+E 10 A, Chinese - 2 modules. Depth: 27,3 mm</p>	 <p>20254 SICURY 2P+E 16 A, Chinese - 2 modules. Depth: 30 mm</p>
 <p>20251.B SICURY 2P+E 10 A, Chinese. Depth: 27,5 mm</p>	 <p>20252.B SICURY 2P+E 10 A, Chinese - 2 modules. Depth: 27,3 mm</p>	 <p>20254.B SICURY 2P+E 16 A, Chinese. - 2 modules. Depth: 30 mm</p>
 <p>20251.N SICURY 2P+E 10 A, Chinese. Depth: 27,5 mm</p>	 <p>20252.N SICURY 2P+E 10 A, Chinese - 2 modules. Depth: 27,3 mm</p>	 <p>20254.N SICURY 2P+E 16 A, Chinese - 2 modules. Depth: 30 mm</p>
Socket outlets 250 V~ - Australian standard		
 <p>20262 SICURY 2P+E 15 A, Australian - 2 modules. Depth: 30,4 mm</p>	 <p>20262.B SICURY 2P+E 15 A, Australian - 2 modules. Depth: 30,4 mm</p>	 <p>20262.N SICURY 2P+E 15 A, Australian - 2 modules. Depth: 30,4 mm</p>

Socket outlets

Grey	White	Next
------	-------	------

Socket outlets 250 V~ - Brazilian standard

<p>20264 SICURY 2P+E 10 A, Brazilian. Depth: 31,5 mm</p> <p>20265 SICURY 2P+E 20 A, Brazilian. Depth: 31,5 mm</p>	<p>20264.B SICURY 2P+E 10 A, Brazilian. Depth: 31,5 mm</p> <p>20265.B SICURY 2P+E 20 A, Brazilian. Depth: 31,5 mm</p>	<p>20264.N SICURY 2P+E 10 A, Brazilian. Depth: 31,5 mm</p> <p>20265.N SICURY 2P+E 20 A, Brazilian. Depth: 31,5 mm</p>
---	---	---

Socket outlets 250 V~ - Multistandard

<p>20255 SICURY 2P+E 13 A, with 1P 1-way switch, lightable - 3 modules. Depth: 19,5 mm</p> <p>*20257 SICURY 2P+E 13 A, - 2 modules. Depth: 18,7 mm</p>	<p>20255.B SICURY 2P+E 13 A, with 1P 1-way switch, lightable - 3 modules. Depth: 19,5 mm</p> <p>*20257.B SICURY 2P+E 13 A, - 2 modules. Depth: 18,7 mm</p>	<p>20255.N SICURY 2P+E 13 A, with 1P 1-way switch, lightable - 3 modules. Depth: 19,5 mm</p> <p>*20257.N SICURY 2P+E 13 A, - 2 modules. Depth: 18,7 mm</p>
--	--	--

British standard socket outlets 250 V~ (with signalling unit 00930 included)

<p>20221.L⁴ SICURY 2P+E 13 A, 1-gang, switched. Depth: 17,5 mm</p> <p>20222.L⁴ SICURY 2P+E 13 A, 2-gang, switched. Depth: 17,5 mm</p>	<p>20221.L.B⁴ SICURY 2P+E 13 A, 1-gang, switched. Depth: 17,5 mm</p> <p>20222.L.B⁴ SICURY 2P+E 13 A, 2-gang, switched. Depth: 17,5 mm</p>	<p>20221.L.N⁴ SICURY 2P+E 13 A, 1-gang, switched. Depth: 17,5 mm</p> <p>20222.L.N⁴ SICURY 2P+E 13 A, 2-gang, switched. Depth: 17,5 mm</p>
---	---	---

British standard socket outlets 250 V~ (with signalling unit 00930 included)

<p>20215.L⁵ SICURY 2P+E 5 A, 1-gang, switched. Depth: 17,5 mm</p> <p>20217.L⁵ SICURY 2P+E 15 A, 1-gang, switched. Depth: 25,5 mm</p>	<p>20215.L.B⁵ SICURY 2P+E 5 A, 1-gang, switched. Depth: 17,5 mm</p> <p>20217.L.B⁵ SICURY 2P+E 15 A, 1-gang, switched. Depth: 25,5 mm</p>	<p>20215.L.N⁵ SICURY 2P+E 5 A, 1-gang, switched. Depth: 17,5 mm</p> <p>20217.L.N⁵ SICURY 2P+E 15 A, 1-gang, switched. Depth: 25,5 mm</p>
--	--	--

Socket outlets

Grey	White	Next
------	-------	------

Socket outlets 125 V~ - 2P+E 15 A 60 Hz American standard

<p>21296 Double American standard with GFCI - 3 modules. Depth: 33,4 mm</p>	<p>21296.B Double American standard with GFCI - 3 modules. Depth: 33,4 mm</p>	<p>21296.N Double American standard with GFCI - 3 modules. Depth: 33,4 mm</p>
--	--	--

British Standard 250 V~ - socket outlets and USB supply units

<p>20223.A SICURY 2P+E 13 A 250 V~ with 2P 1-way switch and 1 USB-A. Depth: 21 mm</p> <p>20223.C SICURY 2P+E 13 A 250 V~ with 2P 1-way switch and 1 USB-C. Depth: 22,8 mm</p>	<p>20223.A.B SICURY 2P+E 13 A 250 V~ with 2P 1-way switch and 1 USB-A. Depth: 21 mm</p> <p>20223.C.B SICURY 2P+E 13 A 250 V~ with 2P 1-way switch and 1 USB-C. Depth: 22,8 mm</p>	<p>20223.A.N SICURY 2P+E 13 A 250 V~ with 2P 1-way switch and 1 USB-A. Depth: 21 mm</p> <p>20223.C.N SICURY 2P+E 13 A 250 V~ with 2P 1-way switch and 1 USB-C. Depth: 22,8 mm</p>
---	---	---

<p>20224.AC SICURY 2P+E 13 A 250 V~ with 2 2P 1-way switches, 1 USB-A and 1 USB-C. Depth: 21 mm</p> <p>20224.AC.B SICURY 2P+E 13 A 250 V~ with 2 2P 1-way switches, 1 USB-A and 1 USB-C. Depth: 21 mm</p>	<p>20224.AC.N SICURY 2P+E 13 A 250 V~ with 2 2P 1-way switches, 1 USB-A and 1 USB-C. Depth: 21 mm</p>
---	--

<p>20224.CC SICURY 2P+E 13 A 250 V~ with 2 2P 1-way switches and 2 USB-C. Depth: 22,8 mm</p> <p>20224.CC.B SICURY 2P+E 13 A 250 V~ with 2 2P 1-way switches and 2 USB-C. Depth: 22,8 mm</p>	<p>20224.CC.N SICURY 2P+E 13 A 250 V~ with 2 2P 1-way switches and 2 USB-C. Depth: 22,8 mm</p>
---	---

<p>20266.A SICURY 2P+E 13 A 250 V~, multistandard, with 1 2P 1-way switch and 1 USB-A. Depth: 21 mm</p> <p>20266.C SICURY 2P+E 13 A 250 V~, multistandard, with 1 2P 1-way switch and 1 USB-C. Depth: 22,8 mm</p>	<p>20266.A.B SICURY 2P+E 13 A 250 V~, multistandard, with 1 2P 1-way switch and 1 USB-A. Depth: 22,8 mm</p> <p>20266.C.B SICURY 2P+E 13 A 250 V~, multistandard, with 1 2P 1-way switch and 1 USB-C. Depth: 22,8 mm</p>	<p>20266.A.N SICURY 2P+E 13 A 250 V~, multistandard, with 1 2P 1-way switch and 1 USB-A. Depth: 21 mm</p> <p>20266.C.N SICURY 2P+E 13 A 250 V~, multistandard, with 1 2P 1-way switch and 1 USB-C. Depth: 22,8 mm</p>
---	---	---

Socket outlets

Grey	White	Next
------	-------	------

Possible matches - Foreign standard plugs and socket outlets

PLUG \ SOCKET OUTLET	German	French	English				Swiss	Israeli	Argentinian	Brazilian		British standard			
	20208	20212	20214	20219	20220	20226	20240	20250	20264	20265	20221.L	20222.L	20215.L	20217.L	
S10 Italian standard	•	•					•								
2P 2,5 A Europlug	•	•				•	•		•	•					
2P+E 16 A 250 V~ German standard	•						○								
2P+E 16 A 250 V~ German and French standards	•	•					○								
2P 16 A 250 V~ German and French standards	•	•					•								
2P+E 16 A 250 V~ French standard		•					○								
2P+E 10 A 250 V~ Swiss standard						•									
2P+E 16 A 250 V~ Israeli standard							•								
2P+E 10 A 250 V~ Argentinian standard								•							
2P+E 10 A 250 V~ Brazilian standard									•	•					
2P+E 20 A 250 V~ Brazilian standard															
2P+E 5 A 250 V~ English standard			•										•		
2P+E 13 A 250 V~ English standard				•	•						•	•			
2P+E 15 A 250 V~ English standard														•	
2P 13 A 220 V~ Saudi Arabian standard											•	•			

• Plug standard matches socket outlet; ○ Plug standard matches the socket outlet without earth connection.

Possible matches - Foreign standard plugs and socket outlets

PLUG \ SOCKET OUTLET	Multistandard		American	Euroamerican			American Saudi Arabian		Chinese			Australian
	20255	20257	20296	20234	20248	20249	20242	20243	20251	20252	20254	20262
S10 Italian standard	•	•		•	•	•						
2P 2,5 A Europlug	•	•		•	•	•						
2P+E 16 A 250 V~ German standard	○	○		○	○	○						
2P+E 16 A 250 V~ German and French standards				○	○	○						
2P 16 A 250 V~ German and French standards				•	•	•						
2P+E 16 A 250 V~ French standard				○	○	○						
2P+E 15 A 125 V~ American standard					•	•						
2P+E 10 A 250 V~ Swiss standard	•	•										
2P+E 5 A 250 V~ English standard	•	•										
2P+E 13 A 250 V~ English standard	•	•										
2P+E 15 A 125 V~ American standard			•				•	•				
2P 15 A 127 V~ American and Saudi Arabian standards							•	•				
2P+E 10 A 250 V~ Brazilian standard	•	•										
2P+E 10 A 250 V~ Chinese standard	•	•										
2P+E 16 A 250 V~ Chinese standard									•	•		
2P+E 10 A 250 V~ Australian standard											•	
2P+E 15 A 250 V~ Australian standard												•

• Plug standard matches socket outlet; ○ Plug standard matches the socket outlet without earth connection.

Socket outlets

Grey	White	Next
------	-------	------

SICURY 2P+E interlocked socket outlets with CB and RCBO I_{Δn} 10 mA, (120-230 V~ 50/60 Hz)

<p>20276 16 A P30 250 V~, 1P+N C 16 - 3 modules. Depth: 39,8 mm</p>	<p>20276.B 16 A P30 250 V~, 1P+N C 16 - 3 modules. Depth: 39,8 mm</p>	<p>20276.N 16 A P30 250 V~, 1P+N C 16 - 3 modules. Depth: 39,8 mm</p>
<p>20286 16 A P30 250 V~, 1P+N C 16 - 4 modules. Depth: 39,8 mm</p>	<p>20286.B 16 A P30 250 V~, 1P+N C 16 - 4 modules. Depth: 39,8 mm</p>	<p>20286.N 16 A P30 250 V~, 1P+N C 16 - 4 modules. Depth: 39,8 mm</p>

Shaver supply units

<p>20290 230 V~ 50/60 Hz, with 20 VA isolating transformer, 230 V~ and 120 V~ outputs - 3 modules. Depth: 42 mm</p>	<p>20291⁶ 230 V~ 50/60 Hz, with 20 VA isolating transformer, 230 V~ and 120 V~ outputs. Depth: 41 mm</p>	<p>20290.B 230 V~ 50/60 Hz, with 20 VA isolating transformer, 230 V~ and 120 V~ outputs - 3 modules. Depth: 42 mm</p>	<p>20291.B⁶ 230 V~ 50/60 Hz, with 20 VA isolating transformer, 230 V~ and 120 V~ outputs. Depth: 41 mm</p>	<p>20290.N 230 V~ 50/60 Hz, with 20 VA isolating transformer, 230 V~ and 120 V~ outputs - 3 modules. Depth: 42 mm</p>	<p>20291.N⁶ 230 V~ 50/60 Hz, with 20 VA isolating transformer, 230 V~ and 120 V~ outputs. Depth: 41 mm</p>
--	--	--	--	--	--

250 V~ Italian standard socket outlets with USB power supply units

<p>20210.USB SICURY 2P+T 16 A universal, 1 USB C 5 V 3 A - 2 modules. Depth: 46,7 mm</p>	<p>20210.USB.B SICURY 2P+T 16 A universal, 1 USB C 5 V 3 A - 2 modules. Depth: 46,7 mm</p>	<p>20210.USB.N SICURY 2P+T 16 A universal, 1 USB C 5 V 3 A - 2 modules. Depth: 46,7 mm</p>
---	---	---

USB supply unit

<p>20292 5 V 1,5 A, 1 USB-A, 120-230 V~ 50/60 Hz. Depth: 37 mm</p>	<p>▲ 20292.AC.15 15 W, USB-A+C, 120-240 V~ 50/60 Hz. Depth: 37 mm</p>	<p>20292.B 5 V 1,5 A, 1 USB-A, 120-230 V~ 50/60 Hz. Depth: 37 mm</p>	<p>▲ 20292.AC.15.B 15 W, USB-A+C, 120-240 V~ 50/60 Hz. Depth: 37 mm</p>	<p>20292.N 5 V 1,5 A, 1 USB-A, 120-230 V~ 50/60 Hz. Depth: 37 mm</p>	<p>▲ 20292.AC.15.N 15 W, USB-A+C, 120-240 V~ 50/60 Hz. Depth: 37 mm</p>
---	--	---	--	---	--

⁵ Lamps and signalling units, page 488

⁶ Conform to BS 61558-2-5

Socket outlets

Grey	White	Next
------	-------	------

USB supply unit

<p>20292.C.25 25 W, 1 USB-C, 120-240 V~ 50/60 Hz. Depth: 37 mm</p>	<p>20292.CC 12 W, 2 USB-C, 120-240 V~ 50/60 Hz. Depth: 36 mm</p>	<p>20292.C.25.B 25 W, 1 USB-C, 120-240 V~ 50/60 Hz. Depth: 37 mm</p>	<p>20292.CC.B 12 W, 2 USB-C, 120-240 V~ 50/60 Hz. Depth: 36 mm</p>	<p>20292.C.25.N 25 W, 1 USB-C, 120-240 V~ 50/60 Hz. Depth: 37 mm</p>	<p>20292.CC.N 12 W, 2 USB-C, 120-240 V~ 50/60 Hz. Depth: 36 mm</p>
---	---	---	---	---	---

<p>20298 30W, USB C, 120-140 V~ 50/60 Hz - 2 modules. Depth: 33.35 mm</p>	<p>20298.B 30W, USB C, 120-140 V~ 50/60 Hz - 2 modules. Depth: 33.35 mm</p>	<p>20298.N 30W, USB C, 120-140 V~ 50/60 Hz - 2 modules. Depth: 33.35 mm</p>
--	--	--

<p>20298.60 60W, USB C, 120-140 V~ 50/60 Hz - 2 modules. Depth: 32.9 mm</p>	<p>20298.60.B 60W, USB C, 120-140 V~ 50/60 Hz - 2 modules. Depth: 32.9 mm</p>	<p>20298.60.N 60W, USB C, 120-140 V~ 50/60 Hz - 2 modules. Depth: 32.9 mm</p>
--	--	--

USB supply unit

<p>20295.AC 5 V 3 A, USB-A+C for total of 3 A, 120-240 V~ 50/60 Hz - 2 modules. Depth: 29 mm</p>	<p>20295.AC.B 5 V 3 A, USB-A+C for total of 3 A, 120-240 V~ 50/60 Hz - 2 modules. Depth: 29 mm</p>	<p>20295.AC.N 5 V 3 A, USB-A+C for total of 3 A, 120-240 V~ 50/60 Hz - 2 modules. Depth: 29 mm</p>
---	---	---

<p>20295.CC 5 V 3 A, 2 USB-C for total of 3 A, 120-240 V~ 50/60 Hz - 2 modules. Depth: 29 mm</p>	<p>20295.CC.B 5 V 3 A, 2 USB-C for total of 3 A, 120-240 V~ 50/60 Hz - 2 modules. Depth: 29 mm</p>	<p>20295.CC.N 5 V 3 A, 2 USB-C for total of 3 A, 120-240 V~ 50/60 Hz - 2 modules. Depth: 29 mm</p>
---	---	---

Socket outlets • Signal reception socket outlets

Grey	White	Next
------	-------	------

Bluetooth® wireless technology smart sound

<p>21588 Passive speaker, 8 Ω 10 W, with built-in 8-module mounting frame. Depth: 48 mm</p>	<p>21588.B Passive speaker, 8 Ω 10 W, with built-in 8-module mounting frame. Depth: 48 mm</p>	<p>21588.N Passive speaker, 8 Ω 10 W, with built-in 8-module mounting frame. Depth: 48 mm</p>
--	--	--

<p>20587 Passive speaker, 8 Ω 3 W - 3 modules. Depth: 40 mm</p>	<p>20099 Volume control, 8 Ω 15 W - 2 modules. Depth: 30,9 mm</p>	<p>20587.B Passive speaker, 8 Ω 3 W - 3 modules. Depth: 40 mm</p>	<p>20099.B Volume control, 8 Ω 15 W - 2 modules. Depth: 30,9 mm</p>	<p>20587.N Passive speaker, 8 Ω 3 W - 3 modules. Depth: 40 mm</p>	<p>20099.N Volume control, 8 Ω 15 W - 2 modules. Depth: 30,9 mm</p>
--	--	--	--	--	--

<p>20590¹ 4+4 W stereo amplifier, 2 outputs for 8 Ω sound diffusers with built-in Bluetooth® wireless technology receiver, 1 LINE IN, supply voltage 12 Vdc - 2 modules. Depth: 36 mm</p>	<p>20590.B¹ 4+4 W stereo amplifier, 2 outputs for 8 Ω sound diffusers with built-in Bluetooth® wireless technology receiver, 1 LINE IN, supply voltage 12 Vdc - 2 modules. Depth: 36 mm</p>	<p>20590.N¹ 4+4 W stereo amplifier, 2 outputs for 8 Ω sound diffusers with built-in Bluetooth® wireless technology receiver, 1 LINE IN, supply voltage 12 Vdc - 2 modules. Depth: 36 mm</p>
---	---	---

¹ The article can be ordered with Bluetooth network customisation (see specifications on page 439)

Special socket outlets

<p>20331 2P 6 A 24 V (SELV), for plug 01616/01617. Depth: 25 mm</p>	<p>20331.B 2P 6 A 24 V (SELV), for plug 01616/01617. Depth: 25 mm</p>	<p>20331.N 2P 6 A 24 V (SELV), for plug 01616/01617. Depth: 25 mm</p>
--	--	--

<p>20345 USB outlet, screw terminals. Depth: 31,9 mm</p>	<p>20335 3 RCA outlets, screw terminals. Depth: 23,4 mm</p>	<p>20583 Spring connector for speaker. Depth: 19,4 mm</p>	<p>20345.B USB outlet, screw terminals. Depth: 31,9 mm</p>	<p>20335.B 3 RCA outlets, screw terminals. Depth: 23,4 mm</p>	<p>20583.B Spring connector for speaker. Depth: 19,4 mm</p>	<p>20345.N USB outlet, screw terminals. Depth: 31,9 mm</p>	<p>20335.N 3 RCA outlets, screw terminals. Depth: 23,4 mm</p>	<p>20583.N Spring connector for speaker. Depth: 19,4 mm</p>
---	--	--	---	--	--	---	--	--

[°] Lamps and signalling units, page 488

Signal reception socket outlets

Grey	White	Next
Special socket outlets		
<p>20346 HDMI, Keystone connection. Depth: 37,4 mm</p> <p>20346.H HDMI, Keystone connection, 90° cable. Depth: 30,5 mm</p>	<p>20346.B HDMI, Keystone connection. Depth: 37,4 mm</p> <p>20346.H.B HDMI, Keystone connection, 90° cable. Depth: 30,5 mm</p>	<p>20346.N HDMI, Keystone connection. Depth: 37,4 mm</p> <p>20346.H.N HDMI, Keystone connection, 90° cable. Depth: 30,5 mm</p>
Phone jack		
<p>20320 RJ11, 6-position, 4-contact (6/4). Depth: 33,6 mm</p> <p>20324 Israeli standard, screw terminals. Depth: 33,4 mm</p>	<p>20320.B RJ11, 6-position, 4-contact (6/4). Depth: 33,6 mm</p> <p>20324.B Israeli standard, screw terminals. Depth: 33,4 mm</p>	<p>20320.N RJ11, 6-position, 4-contact (6/4). Depth: 33,6 mm</p> <p>20324.N Israeli standard, screw terminals. Depth: 33,4 mm</p>
<p>20327 8-contact, French standard - 2 modules. Depth: 22 mm</p>	<p>20327.B 8-contact, French standard - 2 modules. Depth: 22 mm</p>	<p>20327.N 8-contact, French standard - 2 modules. Depth: 22 mm</p>
<p>20322 RJ11, 6-position 4-contact (6/4) + cover. Depth: 33,4 mm</p>	<p>20322.B RJ11, 6-position 4-contact (6/4) + cover. Depth: 33,4 mm</p>	<p>20322.N RJ11, 6-position 4-contact (6/4) + cover. Depth: 33,4 mm</p>

* Not to be used in European Countries

▲ New article

△ Available until stocks last

Signal reception socket outlets

Grey	White	Next
Coaxial TV-RD-SAT 5-2400 MHz socket outlets (output male and female)		
<p>20300.01 Single connection, 1 dB. Depth: 26,8 mm</p> <p>20300.10 Through-line, 10 dB. Depth: 26,8 mm</p>	<p>20300.01.B Single connection, 1 dB. Depth: 26,8 mm</p> <p>20300.10.B Through-line, 10 dB. Depth: 26,8 mm</p>	<p>20300.01.N Single connection, 1 dB. Depth: 26,8 mm</p> <p>20300.10.N Through-line, 10 dB. Depth: 26,8 mm</p>
Coaxial TV-RD-SAT 5-2400 MHz socket outlets, demix (male and F-type outputs)		
<p>20302.01 Single connection 1 dB - 2 modules. Depth: 22,4 mm</p> <p>20302.10 Through-line 10 dB - 2 modules. Depth: 22,4 mm</p>	<p>20302.01.B Single connection 1 dB - 2 modules. Depth: 22,4 mm</p> <p>20302.10.B Through-line 10 dB - 2 modules. Depth: 22,4 mm</p>	<p>20302.01.N Single connection 1 dB - 2 modules. Depth: 22,4 mm</p> <p>20302.10.N Through-line 10 dB - 2 modules. Depth: 22,4 mm</p>
Coaxial TV-FM-SAT 5-2400 MHz socket outlets (male, female and F-type outputs)		
<p>20303 Single connection 1 dB - 2 modules. Depth: 20,5 mm</p>	<p>20303.B Single connection 1 dB - 2 modules. Depth: 20,5 mm</p>	<p>20303.N Single connection 1 dB - 2 modules. Depth: 20,5 mm</p>
F-type socket outlets		
<p>20318 With F type female connector. Depth: 11 mm</p>	<p>20318.B With F type female connector. Depth: 11 mm</p>	<p>20318.N With F type female connector. Depth: 11 mm</p>
Coaxial TV 40-862 MHz socket outlets (1 output: female)		
<p>*20313 Single connection. Depth: 29,2 mm</p>	<p>*20313.B Single connection. Depth: 29,2 mm</p>	<p>*20313.N Single connection. Depth: 29,2 mm</p>

° Lamps and signalling units, page 488

⁷ Conform to BS 6312-2.1, BS 6312-2.2

Signal reception socket outlets

Grey	White	Next
------	-------	------

Adaptors for coaxial TV-RD-SAT socket outlets

 20319 For 2 or 3 outputs - 2 modules	 20319.B For 2 or 3 outputs - 2 modules	 20319.N For 2 or 3 outputs - 2 modules
---	---	---

Terminal resistor and coaxial TV-RD-SAT 2400 MHz connectors

 16330 Z 75 Ω, for frequencies up to 2400 MHz	 01644 Male, axial cable entry	 01645 Female, axial cable entry	 01634 Male, 90°-cable entry	 01635 Female, 90°-cable entry	 01654 Male F-type, for RG59 cable
--	---	---	---	---	---

RJ45 data ports

 20337.6 Cat. 6, UTP, shuttered. Depth: 26,1 mm	 20338.8 Netsafe, Cat. 5e, UTP. Depth: 23,6 mm	 20339.4 Netsafe, Cat. 5e, UTP 110. Depth: 24,7 mm	 20339.5 Netsafe, Cat. 5e, FTP 110. Depth: 36,15 mm	 20337.6.B Cat. 6, UTP, shuttered. Depth: 26,1 mm	 20338.8.B Netsafe, Cat. 5e, UTP. Depth: 23,6 mm	 20339.4.B Netsafe, Cat. 5e, UTP 110. Depth: 24,7 mm	 20339.5.B Netsafe, Cat. 5e, FTP 110. Depth: 36,15 mm	 20337.6.N Cat. 6, UTP, shuttered. Depth: 26,1 mm	 20338.8.N Netsafe, Cat. 5e, UTP. Depth: 23,6 mm	 20339.4.N Netsafe, Cat. 5e, UTP 110. Depth: 24,7 mm	 20339.5.N Netsafe, Cat. 5e, FTP 110. Depth: 36,15 mm
 20339.6 Netsafe, Cat. 6, UTP 110. Depth: 22,3 mm	 20339.11 Netsafe, Cat. 5e, UTP. Depth: 30,3 mm	 20339.13 Netsafe, Cat. 6, UTP. Depth: 30,3 mm	 20339.14 Netsafe, Cat. 6, FTP. Depth: 30,3 mm	 20339.6.B Netsafe, Cat. 6, UTP 110. Depth: 22,3 mm	 20339.11.B Netsafe, Cat. 5e, UTP. Depth: 30,3 mm	 20339.13.B Netsafe, Cat. 6, UTP. Depth: 30,3 mm	 20339.14.B Netsafe, Cat. 6, FTP. Depth: 30,3 mm	 20339.6.N Netsafe, Cat. 6, UTP 110. Depth: 22,3 mm	 20339.11.N Netsafe, Cat. 5e, UTP. Depth: 30,3 mm	 20339.13.N Netsafe, Cat. 6, UTP. Depth: 30,3 mm	 20339.14.N Netsafe, Cat. 6, FTP. Depth: 30,3 mm
 20339.15 Netsafe, Cat. 6a, UTP. Depth: 30,3 mm	 20339.16 Netsafe, Cat. 6a, FTP. Depth: 30,3 mm	 20340.1 Panduit, Cat. 5e, UTP. Depth: 28,55 mm	 20339.15.B Netsafe, Cat. 6a, UTP. Depth: 30,3 mm	 20339.16.B Netsafe, Cat. 6a, FTP. Depth: 30,3 mm	 20340.1.B Panduit, Cat. 5e, UTP. Depth: 28,55 mm	 20339.15.N Netsafe, Cat. 6a, UTP. Depth: 30,3 mm	 20339.16.N Netsafe, Cat. 6a, FTP. Depth: 30,3 mm	 20340.1.N Panduit, Cat. 5e, UTP. Depth: 28,55 mm			

Signal reception socket outlets • Signalling

Grey	White	Next
------	-------	------

Wi-Fi access point

 20195 72,2 Mb/s with 2 LAN 10-100 Mb/s ports, ON/OFF inputs for remote control, 230 V~ 50/60 Hz - 2 modules. Depth: 41 mm	 20195.B 72,2 Mb/s with 2 LAN 10-100 Mb/s ports, ON/OFF inputs for remote control, 230 V~ 50/60 Hz - 2 modules. Depth: 41 mm	 20195.N 72,2 Mb/s with 2 LAN 10-100 Mb/s ports, ON/OFF inputs for remote control, 230 V~ 50/60 Hz - 2 modules. Depth: 41 mm
---	---	---

Adapters for data ports

 20337.C RJ45 Keystone + cover. Depth: 10 mm	 20338.C RJ45, Cat. 5/6 AMP, Lucent T. Depth: 11 mm	 20340.C For MINI-COM Panduit. Depth: 11 mm	 20343.K Slanting adaptor for RJ45 Keystone. Depth: 11 mm	 20337.C.B RJ45 Keystone + cover. Depth: 10 mm	 20338.C.B RJ45, Cat. 5/6 AMP, Lucent T. Depth: 11 mm	 20340.C.B For MINI-COM Panduit. Depth: 11 mm	 20343.K.B Slanting adaptor for RJ45 Keystone. Depth: 11 mm	 20337.C.N RJ45 Keystone + cover. Depth: 10 mm	 20338.C.N RJ45, Cat. 5/6 AMP, Lucent T. Depth: 11 mm	 20340.C.N For MINI-COM Panduit. Depth: 11 mm	 20343.K.N Slanting adaptor for RJ45 Keystone. Depth: 11 mm
---	--	--	--	---	--	--	--	---	--	--	--

Sockets for fibre optic cable




 20350.SC Monomode 9/125 µm, with SC/APC simplex adapter. Depth: 19,4 mm	 20350.LC Monomode 9/125 µm, with LC duplex adapter. Depth: 19,7 mm	 20351.SC Multimode 50/125 µm, with SC simplex adapter. Depth: 19,4 mm	 20351.LC Multimode 50/125 µm, with LC duplex adapter. Depth: 17,9 mm	 20350.SC.B Monomode 9/125 µm, with SC/APC simplex adapter. Depth: 19,4 mm	 20350.LC.B Monomode 9/125 µm, with LC duplex adapter. Depth: 19,7 mm	 20351.SC.B Multimode 50/125 µm, with SC simplex adapter. Depth: 19,4 mm	 20351.LC.B Multimode 50/125 µm, with LC duplex adapter. Depth: 17,9 mm	 20350.SC.N Monomode 9/125 µm, with SC/APC simplex adapter. Depth: 19,4 mm	 20350.LC.N Monomode 9/125 µm, with LC duplex adapter. Depth: 19,7 mm	 20351.SC.N Multimode 50/125 µm, with SC simplex adapter. Depth: 19,4 mm	 20351.LC.N Multimode 50/125 µm, with LC duplex adapter. Depth: 17,9 mm
---	--	---	--	---	--	---	--	---	--	---	--

Electromechanical bells

 20380 3-sound-sequence, supply voltage 12 V~ and 12 Vdc (SELV) - 2 modules. Depth: 37 mm	 20380.B 3-sound-sequence, supply voltage 12 V~ and 12 Vdc (SELV) - 2 modules. Depth: 37 mm	 20380.N 3-sound-sequence, supply voltage 12 V~ and 12 Vdc (SELV) - 2 modules. Depth: 37 mm
--	--	--

Grey	White	Next
------	-------	------



Ringtone/buzzer

 <p>20370.SR 12 V~ (SELV) 50/60 Hz. Depth: 32 mm</p> <p>20377 120 V~ 50/60 Hz. Depth: 37 mm</p> <p>20373.SR 230 V~ 50/60 Hz. Depth: 32 mm</p>	 <p>20370.SR.B 12 V~ (SELV) 50/60 Hz. Depth: 32 mm</p> <p>20377.B 120 V~ 50/60 Hz. Depth: 37 mm</p> <p>20373.SR.B 230 V~ 50/60 Hz. Depth: 32 mm</p>	 <p>20370.SR.N 12 V~ (SELV) 50/60 Hz. Depth: 32 mm</p> <p>20377.N 120 V~ 50/60 Hz. Depth: 37 mm</p> <p>20373.SR.N 230 V~ 50/60 Hz. Depth: 32 mm</p>
--	---	--




Luminous indicator units (for 1 or 2 signalling units*)

 <p>20386.B White diffuser. Depth: 23 mm</p> <p>20388 Neutral diffusers. Depth: 23 mm</p>	 <p>20386.B.B White diffuser. Depth: 23 mm</p> <p>20388.B Neutral diffusers. Depth: 23 mm</p>	 <p>20386.B.N White diffuser. Depth: 23 mm</p> <p>20388.N Neutral diffusers. Depth: 23 mm</p>
---	--	---

Prismatic indicator units - 2 modules (for 14771 and 14777 lamps - supplied without lamp)

 <p>20387.B White diffuser - 2 modules. Depth: 25 mm</p>	 <p>20387.R Red diffuser - 2 modules. Depth: 25 mm</p>	 <p>20387.V Green diffuser - 2 modules. Depth: 25 mm</p>
---	--	--

Step marker lamps (with high-efficiency LED)

 <p>20381 230 V~ 50/60 Hz Depth: 37 mm</p> <p>20389 230 V~ 50/60 Hz - 2 modules. Depth: 37 mm</p>	 <p>20381.B 230 V~ 50/60 Hz Depth: 37 mm</p> <p>20389.B 230 V~ 50/60 Hz - 2 modules. Depth: 37 mm</p>	 <p>20381.N 230 V~ 50/60 Hz Depth: 37 mm</p> <p>20389.N 230 V~ 50/60 Hz - 2 modules. Depth: 37 mm</p>
---	--	---

Grey	White	Next
------	-------	------



Emergency lighting devices (with automatic emergency device)

 <p>20384 With high-efficiency LED, 120-230 V~ 50/60 Hz - 3 modules. Depth: 37 mm</p>	 <p>20384.B With high-efficiency LED, 120-230 V~ 50/60 Hz - 3 modules. Depth: 37 mm</p>	 <p>20384.N With high-efficiency LED, 120-230 V~ 50/60 Hz - 3 modules. Depth: 37 mm</p>
---	---	---

Emergency lighting devices

 <p>02661 With high-efficiency LED, 230 V~ 50/60 Hz, rechargeable Ni-Cd battery and built-in 7-module frame. Depth: 44,7 mm</p>

Hand lamp and step marker lamp

 <p>20397 Auxiliary emergency removable hand lamp and controllable step marker lamp, high-efficiency LED 100-240 V~ 50/60 Hz - 2 modules. Depth: 36,4 mm</p>	 <p>20398 Auxiliary emergency and controllable step marker lamp, high-efficiency LED 100-240 V~ 50/60 Hz - 2 modules. Depth: 36,2 mm</p>
--	--

Rechargeable batteries

 <p>00908 3 x Ni-MH 1,2 V 800 mAh, HR03 (AAA)</p>	 <p>00910 Ni-MH 4,8 V 80 mAh battery, spare part for TORCIA</p>	 <p>00911.1 Ni-Cd 2,4 V 1,3 Ah battery, spare part for emergency lighting devices (20394)</p>	 <p>00913 Ni-Cd 4,8 V 800 mAh spare rechargeable battery for 02661</p>	 <p>00914 Li-ion 3,7 V 250 mAh spare for removable hand lamps LED 20397</p>
---	---	---	--	---

Grey	White	Next
Protection devices		
<p>20416 1P 16 A 250 V- fuse carrier. Depth: 29 mm</p>	<p>20416.B 1P 16 A 250 V- fuse carrier. Depth: 29 mm</p>	<p>20416.N 1P 16 A 250 V- fuse carrier. Depth: 29 mm</p>
1P+N circuit breakers (120-230 V~ 50/60 Hz)		
<p>20405.06 C 6, breaking capacity 1500 A. Depth: 39 mm</p>	<p>20405.10 C 10, breaking capacity 3000 A. Depth: 39 mm</p>	<p>20405.16 C 16, breaking capacity 3000 A. Depth: 39 mm</p>
<p>20405.06.B C 6, breaking capacity 1500 A. Depth: 39 mm</p>	<p>20405.10.B C 10, breaking capacity 3000 A. Depth: 39 mm</p>	<p>20405.16.B C 16, breaking capacity 3000 A. Depth: 39 mm</p>
<p>20405.06.N C 6, breaking capacity 1500 A. Depth: 39 mm</p>	<p>20405.10.N C 10, breaking capacity 3000 A. Depth: 39 mm</p>	<p>20405.16.N C 16, breaking capacity 3000 A. Depth: 39 mm</p>
1P+N residual current breakers with overcurrent protection (RCBO) (120-230 V~ 50/60 Hz)		
<p>20411.06 C 6, I_{Δn} 10 mA breaking capacity 1500 A - 2 modules. Depth: 39 mm</p>	<p>20411.10 C 10, I_{Δn} 10 mA breaking capacity 3000 A - 2 modules. Depth: 39 mm</p>	<p>20411.06.N C 6, I_{Δn} 10 mA breaking capacity 1500 A - 2 modules. Depth: 39 mm</p>
<p>20411.16 C 16, I_{Δn} 10 mA breaking capacity 3000 A - 2 modules. Depth: 39 mm</p>	<p>20411.16.6 C 16, I_{Δn} 6 mA breaking capacity 3000 A - 2 modules. Depth: 39 mm</p>	<p>20411.16.N C 16, I_{Δn} 10 mA breaking capacity 3000 A - 2 modules. Depth: 39 mm</p>
<p>20411.06.B C 6, I_{Δn} 10 mA breaking capacity 1500 A - 2 modules. Depth: 39 mm</p>	<p>20411.10.B C 10, I_{Δn} 10 mA breaking capacity 3000 A - 2 modules. Depth: 39 mm</p>	<p>20411.16.6.N C 16, I_{Δn} 6 mA breaking capacity 3000 A - 2 modules. Depth: 39 mm</p>

Grey	White	Next
Thermostats		
<p>02970 Dial thermostat with relay output 5(2) A 240 V-, heating and air conditioning in ON/OFF mode, class I temperature control device (contribution 1%), white LED backlighting with brightness control, supply voltage 100-240 V 50/60 Hz - 2 modules. Depth: 28,5 mm</p>	<p>02970.B Dial thermostat with relay output 5(2) A 240 V-, heating and air conditioning in ON/OFF mode, class I temperature control device (contribution 1%), white LED backlighting with brightness control, supply voltage 100-240 V 50/60 Hz - 2 modules. Depth: 28,5 mm</p>	<p>02970.N Dial thermostat with relay output 5(2) A 240 V-, heating and air conditioning in ON/OFF mode, class I temperature control device (contribution 1%), white LED backlighting with brightness control, supply voltage 100-240 V 50/60 Hz - 2 modules. Depth: 28,5 mm</p>
Connected thermostats		
<p>02974 Dial thermostat with relay output NO 5(2) A 240 V-, 3-speed and proportional fan coil control, IoT technology on Bluetooth technology 5.0 standard for the creation of View Wireless mesh system, 1 input for external temperature sensor, heating and air conditioning in ON/OFF and PID mode, class I temperature control device (contribution 1%) in ON/OFF mode, class IV (contribution 2%) in PID mode, white LED backlighting with brightness control, 100-240 V 50/60 Hz power supply - 2 modules. Depth: 28.5 mm</p>	<p>02974.B Dial thermostat with relay output NO 5(2) A 240 V-, 3-speed and proportional fan coil control, IoT technology on Bluetooth technology 5.0 standard for the creation of View Wireless mesh system, 1 input for external temperature sensor, heating and air conditioning in ON/OFF and PID mode, class I temperature control device (contribution 1%) in ON/OFF mode, class IV (contribution 2%) in PID mode, white LED backlighting with brightness control, 100-240 V 50/60 Hz power supply - 2 modules. Depth: 28.5 mm</p>	<p>02974.N Dial thermostat with relay output NO 5(2) A 240 V-, 3-speed and proportional fan coil control, IoT technology on Bluetooth technology 5.0 standard for the creation of View Wireless mesh system, 1 input for external temperature sensor, heating and air conditioning in ON/OFF and PID mode, class I temperature control device (contribution 1%) in ON/OFF mode, class IV (contribution 2%) in PID mode, white LED backlighting with brightness control, 100-240 V 50/60 Hz power supply - 2 modules. Depth: 28.5 mm</p>
Connected magnetic contact		
<p>03980 Connected magnetic contact for windows and doors, View Wireless, Bluetooth® wireless technology 5.0 standard technology for mesh system realization, 1 clean-contact input, powered with AA LR6 1,5 V batteries (not supplied), white. To use as accessory of connected thermostat or with gateway as sensor for notification of magnetic contact open/close</p>		
Electronic sensors		
<p>20432 Electronic temperature sensor. Depth: 24,4 mm</p>	<p>20433 Electronic humidity sensor, 1 0-10 V or 4-20 mA output- 2 modules. Depth: 37 mm</p>	<p>20432.N Electronic temperature sensor. Depth: 24,4 mm</p>
<p>20432.B Electronic temperature sensor. Depth: 24,4 mm</p>	<p>20433.B Electronic humidity sensor, 1 0-10 V or 4-20 mA output- 2 modules. Depth: 37 mm</p>	<p>20433.N Electronic humidity sensor, 1 0-10 V or 4-20 mA output- 2 modules. Depth: 37 mm</p>

Grey	White	Next
------	-------	------

Switches for fan-coil regulation

<p>20095 Slide, 1P 6(2) A 250 V~, 4-position. Depth: 40 mm</p>	<p>20096 Rotary, 1P 6(3) A 250 V~, 4-position - 2 modules. Depth: 37 mm</p>	<p>20095.B Slide, 1P 6(2) A 250 V~, 4-position. Depth: 40 mm</p>	<p>20096.B Rotary, 1P 6(3) A 250 V~, 4-position - 2 modules. Depth: 37 mm</p>	<p>20095.N Slide, 1P 6(2) A 250 V~, 4-position. Depth: 40 mm</p>	<p>20096.N Rotary, 1P 6(3) A 250 V~, 4-position - 2 modules. Depth: 37 mm</p>
---	--	---	--	---	--

<p>20063 2P 10 AX 250 V~. Depth: 34 mm</p>	<p>20063.B 2P 10 AX 250 V~. Depth: 34 mm</p>	<p>20063.N 2P 10 AX 250 V~. Depth: 34 mm</p>
---	---	---

120 V fan dimmer

<p>▲ 20134 Leading-edge dimmer 120 V~ 60 Hz for fans 15-150 W, ON/OFF control and regulation by built- in push button or via NO peripheral push buttons, 4-speed adjustment, Superslow function, visible in darkness. Depth: 43 mm</p>	<p>▲ 20134.B Leading-edge dimmer 120 V~ 60 Hz for fans 15-150 W, ON/OFF control and regulation by built- in push button or via NO peripheral push buttons, 4-speed adjustment, Superslow function, visible in darkness. Depth: 43 mm</p>	<p>▲ 20134.N Leading-edge dimmer 120 V~ 60 Hz for fans 15-150 W, ON/OFF control and regulation by built- in push button or via NO peripheral push buttons, 4-speed adjustment, Superslow function, visible in darkness. Depth: 43 mm</p>
---	---	---

Power meter

02960
3 inputs for sensor 01457,
50 W-10 kW detectable power,
for DIN (60715 TH35) rail installation
1x17,5 mm.
Supplied with 01457

Wired temperature sensor

02965.1
Wired temperature sensor,
NTC 10 kΩ,
cable length 3 m

Video door entry system

<p>20570 Inner light, with LED. Depth: 37 mm</p>	<p>20570.B Inner light, with LED. Depth: 37 mm</p>	<p>20570.N Inner light, with LED. Depth: 37 mm</p>
---	---	---

Grey	White	Next
------	-------	------

Hotel solutions

<p>02686.1 Control device with four push buttons 1P NO 24 vdc 50 mA max., to be completed with 2-module back-lightable inter- changeable button caps - 2 modules. Depth: 15 mm</p>	<p>21125 8 non-polarised inputs, 7 solid state outputs for non- polarised contacts, 9-32 VDC power supply, for external/internal hotel room or cabin applications - 3 modules. Depth: 22,8 mm</p>	<p>02687 Six push buttons 1P NO 24 VDC 50 mA max., to be com- pleted with interchangeable half-button caps, lightable - 3 modules. Depth: 15 mm</p>
---	--	--

<p>20026.DND Do Not Disturb with diffuser</p>	<p>20026.PLS Please Clean with diffuser</p>	<p>20026.DND.B Do Not Disturb with diffuser</p>	<p>20026.PLS.B Please Clean with diffuser</p>	<p>20026.DND.N Do Not Disturb with diffuser</p>	<p>20026.PLS.N Please Clean with diffuser</p>
--	--	--	--	--	--

<p>20099 Volume control, 8 Ω 15 W - 2 modules. Depth: 30,9 mm</p>	<p>20099.B Volume control, 8 Ω 15 W - 2 modules. Depth: 30,9 mm</p>	<p>20099.N Volume control, 8 Ω 15 W - 2 modules. Depth: 30,9 mm</p>
--	--	--

<p>20097 1P NO 10 A 250 V~, for hotel "Do Not Disturb" and "Please Clean" lightable - 2 modules. Depth: 29 mm</p>	<p>00975 Card to customise for 20097 button</p>	<p>02685 4 signalling indicator: IN, Do Not Disturb, OUT, waitress symbol, white - 2 modules. Depth: 22 mm</p>
--	--	---

Hotel solutions

<p>20290 230 V~ 50/60 Hz, with 20 VA isolating transformer, 230 V~ and 120 V~ outputs - 3 modules. Depth: 42 mm</p>	<p>20290.B 230 V~ 50/60 Hz, with 20 VA isolating transformer, 230 V~ and 120 V~ outputs - 3 modules. Depth: 42 mm</p>	<p>20290.N 230 V~ 50/60 Hz, with 20 VA isolating transformer, 230 V~ and 120 V~ outputs - 3 modules. Depth: 42 mm</p>	<p>20291[°] 230 V~ 50/60 Hz, with 20 VA isolating transformer, 230 V~ and 120 V~ outputs. Depth: 41 mm</p>	<p>20291.B[°] 230 V~ 50/60 Hz, with 20 VA isolating transformer, 230 V~ and 120 V~ outputs. Depth: 41 mm</p>	<p>20291.N[°] 230 V~ 50/60 Hz, with 20 VA isolating transformer, 230 V~ and 120 V~ outputs. Depth: 41 mm</p>
--	--	--	--	--	--

Grey	White	Next
------	-------	------

Hotel solutions



02690
Lighting switch, 2000 W incandescent lamps, CFL 10-1000 W, LED 100 W, 220-240 V~ 50/60 Hz, ceiling mounting

Access control system

<p>20463 Electronic switch, vertical pocket, 120-230 V~ 50/60 Hz - 2 modules. Depth: 20,5 mm</p>	<p>20465 Electronic switch, vertical pocket, 230 V~ 50/60 Hz, 24 V~/24 Vdc (SELV) - 3 modules. Depth: 37 mm</p>	<p>20463.B Electronic switch, vertical pocket, 120-230 V~ 50/60 Hz - 2 modules. Depth: 20,5 mm</p>	<p>20465.B Electronic switch, vertical pocket, 230 V~ 50/60 Hz, 24 V~/24 Vdc (SELV) - 3 modules. Depth: 37 mm</p>	<p>20463.N Electronic switch, vertical pocket, 120-230 V~ 50/60 Hz - 2 modules. Depth: 20,5 mm</p>	<p>20465.N Electronic switch, vertical pocket, 230 V~ 50/60 Hz, 24 V~/24 Vdc (SELV) - 3 modules. Depth: 37 mm</p>
<p>20468 NFC/RFID electronic reader, suitable for AGB Electronic Solutions for hotel, vertical pocket, 120-230 V~ 50/60 Hz - 3 modules. Depth: 30,5 mm</p>	<p>20468.1 NFC/RFID electronic reader, suitable for CISA Electronic Solutions for hotel, vertical pocket, 120-230 V~ 50/60 Hz - 3 modules. Depth: 30,5 mm</p>	<p>20468.B NFC/RFID electronic reader, suitable for AGB Electronic Solutions for hotel, vertical pocket, 120-230 V~ 50/60 Hz - 3 modules. Depth: 30,5 mm</p>	<p>20468.1.N NFC/RFID electronic reader, suitable for CISA Electronic Solutions for hotel, vertical pocket, 120-230 V~ 50/60 Hz - 3 modules. Depth: 30,5 mm</p>	<p>20468.N NFC/RFID electronic reader, suitable for AGB Electronic Solutions for hotel, vertical pocket, 120-230 V~ 50/60 Hz - 3 modules. Depth: 30,5 mm</p>	<p>20468.1.N NFC/RFID electronic reader, suitable for CISA Electronic Solutions for hotel, vertical pocket, 120-230 V~ 50/60 Hz - 3 modules. Depth: 30,5 mm</p>

Access control system

<p>20469 NFC/RFID electronic reader, suitable for Mifare Electronic Solutions for hotel, vertical pocket, 120-230 V~ 50/60 Hz - 3 modules. Depth: 30,5 mm</p>	<p>20469.B NFC/RFID electronic reader, suitable for Mifare Electronic Solutions for hotel, vertical pocket, 120-230 V~ 50/60 Hz - 3 modules. Depth: 30,5 mm</p>	<p>20469.N NFC/RFID electronic reader, suitable for Mifare Electronic Solutions for hotel, vertical pocket, 120-230 V~ 50/60 Hz - 3 modules. Depth: 30,5 mm</p>
---	---	---

16452.S
ISO-card (badge)

Grey	White	Next
------	-------	------

Hotel solutions

Connected access control system

<p>20462 NFC/RFID smart card outdoor reader, card configuration using View Wireless app, Bluetooth technology standard, IoT technology on <i>Bluetooth® wireless technology 5.0</i> standard for the creation of View Wireless mesh system, 1 relay output NO 16 A 100-240 V~ 50/60 Hz, 1 DND input, LED with brightness control, 100-240 V~ 50/60 Hz power supply - 2 modules. Depth: 32 mm</p>	<p>20462.B NFC/RFID smart card outdoor reader, card configuration using View Wireless app, Bluetooth technology standard, IoT technology on <i>Bluetooth® wireless technology 5.0</i> standard for the creation of View Wireless mesh system, 1 relay output NO 16 A 100-240 V~ 50/60 Hz, 1 DND input, LED with brightness control, 100-240 V~ 50/60 Hz power supply - 2 modules. Depth: 32 mm</p>	<p>20462.N NFC/RFID smart card outdoor reader, card configuration using View Wireless app, Bluetooth technology standard, IoT technology on <i>Bluetooth® wireless technology 5.0</i> standard for the creation of View Wireless mesh system, 1 relay output NO 16 A 100-240 V~ 50/60 Hz, 1 DND input, LED with brightness control, 100-240 V~ 50/60 Hz power supply - 2 modules. Depth: 32 mm</p>
<p>20467 NFC/RFID energy saver card switch for installation inside the room, IoT technology on <i>Bluetooth® wireless technology 5.0</i> standard for the creation of View Wireless mesh system, 1 relay output NO 16 A 100-240 V~ 50/60 Hz, 1 configurable input, 100-240 V~ 50/60 Hz power supply - 2 modules. Depth: 31 mm</p>	<p>20467.B NFC/RFID energy saver card switch for installation inside the room, IoT technology on <i>Bluetooth® wireless technology 5.0</i> standard for the creation of View Wireless mesh system, 1 relay output NO 16 A 100-240 V~ 50/60 Hz, 1 configurable input, 100-240 V~ 50/60 Hz power supply - 2 modules. Depth: 31 mm</p>	<p>20467.N NFC/RFID energy saver card switch for installation inside the room, IoT technology on <i>Bluetooth® wireless technology 5.0</i> standard for the creation of View Wireless mesh system, 1 relay output NO 16 A 100-240 V~ 50/60 Hz, 1 configurable input, 100-240 V~ 50/60 Hz power supply - 2 modules. Depth: 31 mm</p>

Connected access control system

<p>20467.C Card holder cover for NFC/RFID reader pocket and badge switch - 2 modules.</p>	<p>20467.C.B Card holder cover for NFC/RFID reader pocket and badge switch - 2 modules.</p>	<p>20467.C.N Card holder cover for NFC/RFID reader pocket and badge switch - 2 modules.</p>
--	--	--


01817
Mifare transponder card

Grey	White	Next
------	-------	------

Supervision



▲ 01426
IP supervisor with 10-inch touch display in 16:10 format (1920x1200), equipped with proximity sensor, environmental brightness sensor and RGB signalling LED for status notifications. Designed to control By-me Plus, View Wireless, By-alarm Plus, Elvox IP Video door entry and Due Fili Plus systems via the respective system gateways as well as live viewing of Elvox IP and Wi-Fi CCTV cameras via RTSP streams. PoE or 24-30 VDC power supply, surface mounting with bracket on 2M mounting box, BS square mounting box, 3M rectangular horizontal and vertical and 8M (4+4) mounting box, black




▲ 01426.B
IP supervisor with 10-inch touch display in 16:10 format (1920x1200), equipped with proximity sensor, environmental brightness sensor and RGB signalling LED for status notifications. Designed to control By-me Plus, View Wireless, By-alarm Plus, Elvox IP Video door entry and Due Fili Plus systems via the respective system gateways as well as live viewing of Elvox IP and Wi-Fi CCTV cameras via RTSP streams. PoE or 24-30 VDC power supply, surface mounting with bracket on 2M mounting box, BS square mounting box, 3M rectangular horizontal and vertical and 8M (4+4) mounting box, white



▲ 01423
IP supervisor with 7-inch touch display in 16:10 format (1280x800), equipped with proximity sensor, environmental brightness sensor and RGB signalling LED for status notifications. Designed to control By-me Plus, View Wireless, By-alarm Plus, Elvox IP Video door entry and Due Fili Plus systems via the respective system gateways as well as live viewing of Elvox IP and Wi-Fi CCTV cameras via RTSP streams. PoE or 24-30 VDC power supply. Surface mounting with bracket on 2M mounting box, BS square mounting box, 3M rectangular horizontal and vertical mounting box, black.



▲ 01423.B
IP supervisor with 7-inch touch display in 16:10 format (1280x800), equipped with proximity sensor, environmental brightness sensor and RGB signalling LED for status notifications. Designed to control By-me Plus, View Wireless, By-alarm Plus, Elvox IP Video door entry and Due Fili Plus systems via the respective system gateways as well as live viewing of Elvox IP and Wi-Fi CCTV cameras via RTSP streams. PoE or 24-30 VDC power supply. Surface mounting with bracket on 2M mounting box, BS square mounting box, 3M rectangular horizontal and vertical mounting box, white



40517
Wall-mounted Tab 7S Up hands-free video entryphone for Due Fili Plus system, integrated Wi-Fi for call forwarding to smartphone with dedicated App, with 7" touch-screen colour LCD display, capacitive keyboard for video door entry functions and intercom calls, video voicemail, teleloop for hearing aids, supervision of the View Wireless smart home automation system to control lights, roller shutters, sensors and scenarios, complete with bracket for fixing in round or rectangular mounting box, surface mounting or semi-flush mounting, white



40515
Wall-mounted Tab 5S Up hands-free video entryphone for Due Fili Plus system, integrated Wi-Fi for call forwarding to smartphone with dedicated App, with 5" touch-screen colour LCD display, capacitive keyboard for video door entry functions and intercom calls, video voicemail, teleloop for hearing aids, supervision of the View Wireless smart home automation system to control lights, roller shutters, sensors and scenarios, complete with bracket for fixing in round or rectangular mounting box, surface mounting or semi-flush mounting, white



40517.04
As above, black



40515.04
As above, black



6923
Additional power supply unit for Due Fili video door entry system with 28 V d.c. output, power supply 230 V~ 50/60 Hz 15 VA, installation on DIN rail (60715 TH35), occupies 4 modules size 17.5 mm

With **Vimar View App** (for the user) and **View Wireless App** (for the installer) available in Apple and Google Play stores.

Grey	White	Next
------	-------	------

Mounting frames for iPads



01430
Support for 10.9-11 inch iPad devices, comprising a decorative frame with surface-mounting with wall plugs, supplied with type C USB cable and no power supply unit, black



01430.B
Support for 10.9-11 inch iPad devices, comprising a decorative frame with surface-mounting with wall plugs, supplied with type C USB cable and no power supply unit, white



01430.N
Support for 10.9-11 inch iPad devices, comprising a decorative frame with surface-mounting with wall plugs, supplied with type C USB cable and no power supply unit, Next

View Wireless gateway



20597
View Wireless gateway, Bluetooth® wireless technology 4.2 Wi-Fi, 100-240 V 50/60 Hz power supply - 2 modules. Depth: 37 mm



20597.B
View Wireless gateway, Bluetooth® wireless technology 4.2 Wi-Fi, 100-240 V 50/60 Hz power supply - 2 modules. Depth: 37 mm



20597.N
View Wireless gateway, Bluetooth® wireless technology 4.2 Wi-Fi, 100-240 V 50/60 Hz power supply - 2 modules. Depth: 37 mm

View Wireless connected 2-way switches

20592.0
Mechanism, 100-240 V 50/60 Hz output relay for 500 W incandescent lamps, 100 W LED lamps, 250 VA electronic transformers, 60 W fluorescent lamps, Bluetooth® wireless technology 5.0 for View Wireless mesh system and Zigbee 3.0, 1 input for actuator push button or recall a scenario. To complete with 1-, 2- or 3-module buttons. Depth: 37,5 mm



1-module interchangeable buttons for connected switch mechanism (lighttable*)



20021 No symbol
20026 With diffuser
20021.L Light symbol



20021.B No symbol
20026.B With diffuser
20021.L.B Light symbol



20021.N No symbol
20026.N With diffuser
20021.L.N Light symbol

Grey	White	Next
------	-------	------

1-module interchangeable buttons for connected switch mechanism (lightable[®])

<p>20021.P Key symbol</p>	<p>20026.PLS Please Clean with diffuser</p>	<p>20026.DND Do Not Disturb with diffuser</p>	<p>20021.P.B Key symbol</p>	<p>20026.PLS.B Please Clean with diffuser</p>	<p>20026.DND.B Do Not Disturb with diffuser</p>	<p>20021.P.N Key symbol</p>	<p>20026.PLS.N Please Clean with diffuser</p>	<p>20026.DND.N Do Not Disturb with diffuser</p>
--------------------------------------	--	--	--	--	--	--	--	--

2-module interchangeable buttons for connected switch mechanism (lightable[®])

<p>20022 No symbol</p>	<p>20027 With diffuser</p>	<p>20032 Customizable</p>	<p>20022.B No symbol</p>	<p>20027.B With diffuser</p>	<p>20032.B Customizable</p>	<p>20022.N No symbol</p>	<p>20027.N With diffuser</p>	<p>20032.N Customizable</p>
<p>20022.L Light symbol</p>	<p>20022.P Key symbol</p>		<p>20022.L.B Light symbol</p>	<p>20022.P.B Key symbol</p>		<p>20022.L.N Light symbol</p>	<p>20022.P.N Key symbol</p>	

3-module interchangeable buttons for connected switch mechanism (lightable[®])

<p>20023 No symbol</p>	<p>20028 With diffuser</p>	<p>20023.B No symbol</p>	<p>20028.B With diffuser</p>	<p>20023.N No symbol</p>	<p>20028.N With diffuser</p>
-----------------------------------	---------------------------------------	-------------------------------------	---	-------------------------------------	---

Grey	White	Next
------	-------	------

View Wireless connected control device for roller shutter

<p>20594.0 Control device for 1 roller shutter with slat orientation and change-over relay output for cosφ 0,6 motor 2 A 100-240 V~ 50/60 Hz, Bluetooth[®] wireless technology 5.0 for View Wireless mesh system and Zigbee 3.0, 1 input for external push button to recall a scenario, favourite position recall function. To complete with 2 1-module half-button. Depth: 37,5 mm</p>		
<p>20755.2 2 1-module interchangeable half-button, arrows symbol</p>	<p>20755.2.B 2 1-module interchangeable half-button, arrows symbol</p>	<p>20755.2.N 2 1-module interchangeable half-button, arrows symbol</p>

View Wireless connected actuator for 1 roller shutter - backside installation

<p>03982 Actuator for 1 roller shutter with slat orientation and change-over relay output for cosφ 0,6 motor 2 A 100-240 V~ 50/60 Hz, remote control, Bluetooth[®] wireless technology 5.0 for View Wireless mesh system and Zigbee 3.0, flush mounting (retrofit)</p>	
--	--

Connected dimmer

<p>20595.0 Electronic dimmer mechanism for 20-200 W incandescent lamps, 2-200 W LED lamps, 20-200 W electronic transformers, double IoT technology on Bluetooth 5.0 standard for the creation of View Wireless mesh system and on Zigbee 3.0 standard, 1 input for external push button for dimmer control or to recall a scenario, RGB LED visible in darkness with brightness control, 220-240 V 50/60 Hz power supply. To be completed with two 1-module half-button caps. Depth: 37,5 mm</p>	
<p>20595.0.120 As above, power supply 120 V 50/60 Hz.</p>	

1-module interchangeable buttons and half-button caps for connected dimmer controls






<p>20755.3 Dimmer symbols</p>	<p>20755.3.B Dimmer symbols</p>	<p>20755.3.N Dimmer symbols</p>
--	--	--

Connected electronic controls

<p>20591.0 View Wireless electronic control mechanism, local control with push button or remote control, IoT technology on Bluetooth technology 5.0 standard to make View Wireless mesh system, RGB LED visible in darkness with brightness control, 100-240 V 50/60 Hz power supply, to be completed. To be completed with two 1-module half-button caps. Depth: 37,5 mm</p>	
--	--

Grey	White	Next
------	-------	------

1-module interchangeable buttons and half-button caps for connected electronic controls

 20755.2 Arrows symbols	 20755.2.B Arrows symbols	 20755.2.N Arrows symbols
 20755.3 Dimmer symbols	 20755.3.B Dimmer symbols	 20755.3.N Dimmer symbols
 20755.6 Scenarios symbols	 20755.6.B Scenarios symbols	 20755.6.N Scenarios symbols
 20755 Neutral customisable	 20755.B Neutral customisable	 20755.N Neutral customisable

Radiofrequency smart devices












Compatible with
CASAMBI






03925
4-button flat device with RF transmission, 2.4 GHz, **Bluetooth**® Low Energy wireless technology, to be completed with buttons 20506+20506.2 - 2 modules

Grey	White	Next
------	-------	------



View Wireless connected control device for socket outlet

   20593 Control device with NO 16 A 100-240 V~ 50/60 Hz relay output, local control with push button or remote control, Bluetooth® wireless technology 5.0 for View Wireless mesh system and Zigbee 3.0, function for measuring the instant power and load cut-off threshold. Depth: 39,5 mm	   20593.B Control device with NO 16 A 100-240 V~ 50/60 Hz relay output, local control with push button or remote control, Bluetooth® wireless technology 5.0 for View Wireless mesh system and Zigbee 3.0, function for measuring the instant power and load cut-off threshold. Depth: 39,5 mm	   20593.N Control device with NO 16 A 100-240 V~ 50/60 Hz relay output, local control with push button or remote control, Bluetooth® wireless technology 5.0 for View Wireless mesh system and Zigbee 3.0, function for measuring the instant power and load cut-off threshold. Depth: 39,5 mm
---	---	---

View Wireless connected actuator - backside installation

   03981 Control device with NO 100-240 V 50/60 Hz relay output for 500 W incandescent lamps, 100 W LED lamps, 250 VA electronic transformers, 120 W fluorescent lamps, remote control, 1 input for wired control to recall a scenario, Bluetooth® wireless technology 5.0 for View Wireless mesh system and Zigbee 3.0, flush mounting (retrofit)	  03983 VIEW Wireless electronic module with 3 programmable digital inputs for potential-free contacts, 1 programmable NO/NC relay output for SELV voltage-free contact, IoT technology on Bluetooth 5.0 standard to create the VIEW Wireless mesh system, 100-240 V 50/60 Hz power supply, flush mounting (retrofit)
--	---

Actuations

 03985 View Wireless electronic control actuator with 4 relay outputs 16 A 240 V~, programmable NO/NC with function to control lights, roller shutters with slat orientation, fan coil, climate control, accesses, sprinkler system, push buttons for local control, IoT technology on Bluetooth 5.0 standard for the creation of VIEW Wireless mesh system, 100-240 V 50/60 Hz power supply, installation on DIN rail (60715 TH35), occupies 4 modules size 17.5 mm	 03986 View Wireless electronic control actuator with 1 proportional analogue 0/1-10 V output with re-scalable voltage, 1 10 AX relay output 100-240 V~ 50/60 Hz, programmable NO/NC with function to control lights, fan coil, climate control, accesses, sprinkler system, push button for local control, IoT technology on Bluetooth 5.0 standard for the creation of VIEW Wireless mesh system, 100-240 V 50/60 Hz power supply, installation on DIN rail (60715 TH35), occupies 2 modules size 17.5 mm
--	---


Connected thermostatic head



03989
Thermostatic head, IoT technology, Bluetooth technology 5.0 standard for the creation of View Wireless mesh system, heating in PI mode, class IV temperature control device (contribution 2%), display with white LED backlighting, AA alkaline batteries (not rechargeable), installation on radiators equipped with flow control valves. Mechanical adaptors supplied for compatibility with the main valves: RA Danfoss, RAV Danfoss, RAVL, Danfoss, Giacomini, Caleffi, M28x1.5, FAR.

Grey	White	Next
------	-------	------

View Wireless connected energy meter



Bluetooth


02963
Energy meter for measuring of consumption/production of instant and historical electric energy (hourly, daily, monthly and in the year mode), 1 input for supplied toroidal current sensor, detectable power 25 W-100 kW, single-phase power supply 100-240 V 50/60 Hz, Bluetooth® wireless technology 5.0 for View Wireless mesh system and Zigbee 3.0, occupies 1 17,5 mm module

View Wireless connected thermostats



Bluetooth

02974
Dial thermostat with relay output NO 5(2) A 240 V~, 3-speed and proportional fan coil control, IoT technology on Bluetooth technology 5.0 standard for the creation of View Wireless mesh system, 1 input for external temperature sensor, heating and air conditioning in ON/OFF and PID mode, class I temperature control device (contribution 1%) in ON/OFF mode, class IV (contribution 2%) in PID mode, white LED backlighting with brightness control, 100-240 V 50/60 Hz power supply - 2 modules. Depth: 28.5 mm



Bluetooth


02974.B
Dial thermostat with relay output NO 5(2) A 240 V~, 3-speed and proportional fan coil control, IoT technology on Bluetooth technology 5.0 standard for the creation of View Wireless mesh system, 1 input for external temperature sensor, heating and air conditioning in ON/OFF and PID mode, class I temperature control device (contribution 1%) in ON/OFF mode, class IV (contribution 2%) in PID mode, white LED backlighting with brightness control, 100-240 V 50/60 Hz power supply - 2 modules. Depth: 28.5 mm



Bluetooth

02974.N
Dial thermostat with relay output NO 5(2) A 240 V~, 3-speed and proportional fan coil control, IoT technology on Bluetooth technology 5.0 standard for the creation of View Wireless mesh system, 1 input for external temperature sensor, heating and air conditioning in ON/OFF and PID mode, class I temperature control device (contribution 1%) in ON/OFF mode, class IV (contribution 2%) in PID mode, white LED backlighting with brightness control, 100-240 V 50/60 Hz power supply - 2 modules. Depth: 28.5 mm

View Wireless connected magnetic contact



Bluetooth

03980
Connected magnetic contact for windows and doors, View Wireless, Bluetooth® wireless technology 5.0 standard technology for mesh system realization, 1 clean-contact input, powered with AA LR6 1.5 V batteries (not supplied), white. To use as accessory of connected thermostat or with gateway as sensor for notification of magnetic contact open/close


Grey	White	Next
------	-------	------

Radars sensors




Bluetooth

20179
UWB radar sensor, IoT technology on Bluetooth 5.0 standard for the creation of VIEW Wireless mesh system, 1 solid state output for extra low voltage controls (SELV and non SELV), 1 input for external push button for output activation or to recall a scenario, 100-240 V 50/60 Hz power supply. Depth: 40 mm




Bluetooth

20179.B
UWB radar sensor, IoT technology on Bluetooth 5.0 standard for the creation of VIEW Wireless mesh system, 1 solid state output for extra low voltage controls (SELV and non SELV), 1 input for external push button for output activation or to recall a scenario, 100-240 V 50/60 Hz power supply. Depth: 40 mm



Bluetooth

20179.N
UWB radar sensor, IoT technology on Bluetooth 5.0 standard for the creation of VIEW Wireless mesh system, 1 solid state output for extra low voltage controls (SELV and non SELV), 1 input for external push button for output activation or to recall a scenario, 100-240 V 50/60 Hz power supply. Depth: 40 mm



Bluetooth

02692
UWB radar sensor, IoT technology on Bluetooth 5.0 standard for the creation of VIEW Wireless mesh system, 1 solid state output for extra low voltage controls (SELV and non SELV), 1 input for external push button for output activation or to recall a scenario, 100-240 V 50/60 Hz power supply, false ceiling installation.




02692.S.1
Round section adaptor for ceiling installation of the IoT connected radar sensor 02692.

View Wireless connected access control system




Bluetooth

20462
NFC/RFID smart card outdoor reader, card configuration using View Wireless app, Bluetooth technology standard, IoT technology on Bluetooth® wireless technology 5.0 standard for the creation of View Wireless mesh system, 1 relay output NO 16 A 100-240 V~ 50/60 Hz, 1 DND input, LED with brightness control, 100-240 V~ 50/60 Hz power supply - 2 modules. Depth: 32 mm




Bluetooth

20462.B
NFC/RFID smart card outdoor reader, card configuration using View Wireless app, Bluetooth technology standard, IoT technology on Bluetooth® wireless technology 5.0 standard for the creation of View Wireless mesh system, 1 relay output NO 16 A 100-240 V~ 50/60 Hz, 1 DND input, LED with brightness control, 100-240 V~ 50/60 Hz power supply - 2 modules. Depth: 32 mm




Bluetooth

20462.N
NFC/RFID smart card outdoor reader, card configuration using View Wireless app, Bluetooth technology standard, IoT technology on Bluetooth® wireless technology 5.0 standard for the creation of View Wireless mesh system, 1 relay output NO 16 A 100-240 V~ 50/60 Hz, 1 DND input, LED with brightness control, 100-240 V~ 50/60 Hz power supply - 2 modules. Depth: 32 mm




Bluetooth

20467
NFC/RFID energy saver card switch for installation inside the room, IoT technology on Bluetooth® wireless technology 5.0 standard for the creation of View Wireless mesh system, 1 relay output NO 16 A 100-240 V~ 50/60 Hz, 1 configurable input, 100-240 V~ 50/60 Hz power supply - 2 modules. Depth: 31 mm



Bluetooth

20467.B
NFC/RFID energy saver card switch for installation inside the room, IoT technology on Bluetooth® wireless technology 5.0 standard for the creation of View Wireless mesh system, 1 relay output NO 16 A 100-240 V~ 50/60 Hz, 1 configurable input, 100-240 V~ 50/60 Hz power supply - 2 modules. Depth: 31 mm



Bluetooth

20467.N
NFC/RFID energy saver card switch for installation inside the room, IoT technology on Bluetooth® wireless technology 5.0 standard for the creation of View Wireless mesh system, 1 relay output NO 16 A 100-240 V~ 50/60 Hz, 1 configurable input, 100-240 V~ 50/60 Hz power supply - 2 modules. Depth: 31 mm



20467.C
Card holder cover for NFC/RFID reader pocket and badge switch - 2 modules.



20467.C.B
Card holder cover for NFC/RFID reader pocket and badge switch - 2 modules.



20467.C.N
Card holder cover for NFC/RFID reader pocket and badge switch - 2 modules.



01817
Mifare transponder card

EIKON TACTIL - Cover plates

Luminosi
(Bevelled crystal)



70 White diamond



71 Aqua



76 Black Diamond


EIKON TACTIL - Cover plates



73 Pearl grey



Scolpiti
(Carved stone)



53 Grey quartzite

Naturali
(Solid wood)



31 Italian walnut




32 White Oak



33 Wengé

Raffinati
(Natural leather)



21 Cream



22 Tobacco

Speciali
(Corian®)



41 Glacier ice

Primari

(Anodized aluminium)



01 Brilliant Aluminium



03 Lava Grey



04 Neutral Bronze



05 Dark Bronze

Esclusivi

(Refined aluminium)



06 Black Sapphire



07.01 Silver



08 Titanium



G09 Total polished gold



G10 Total satin gold

Scolpiti

(Carved stone)



51 Carrara white



52 Natural split slate



53 Grey quartzite

Naturali

(Solid wood)



31 Italian walnut



32 White Oak



33 Wengé

Luminosi
(Bevelled crystal)



70 White diamond



71 Aqua



72 Silver ice



73 Pearl grey



74 Opal brown



75 Bronze mirror



76 Black diamond

Raffinati
(Natural leather)



21 Cream



22 Tobacco

Speciali
(Corian®)



41 Glacier ice

Essenziali
(Total aluminium and crystal)



17 Total white



18 Total black



87 Total white diamond



88 Total black diamond



02 Next Grey

VINTAGE

Total look metals



01 Matt white



03 Anthracite grey

FLAT


TONDO



01 Matt white



03 Anthracite grey



01 Matt white



03 Anthracite grey

Brushed metals



11 Brushed nickel



12 Brushed dark bronze



11 Brushed nickel



12 Brushed dark bronze



11 Brushed nickel



12 Brushed dark bronze

Polished metals



82 Gold



82 Gold



82 Gold

Exclusive metals



88 Satin gold



88 Satin gold



88 Satin gold

EIKON EXÉ - Cover plates

Total look metals



01 Matt white



02 Next



03 Anthracite grey

Brushed metals



11 Brushed nickel



12 Brushed dark bronze



13 Brushed black

Polished metals



81 Nickel



82 Gold



83 Black chrome

Exclusive metals



86 Brushed copper



87 Antique brushed bronze



88 Satin gold

EIKON EXÉ - Cover plates

Glass



71 Milky white



72 Canvas white



73 Satin black

Mirrors



75 Ice silver



76 Shiny bronze



77 Opal brown

Leather



21 Savannah



22 Steppe



23 Black forest

Marbled stoneware



51 White Calacatta



52 Coffee brown



53 Black Marquina

Wood



31 Oak



32 American walnut



33 Eucalyptus

Eikon Tactil and Eikon Evo cover plates: guideline

	2-module		3-module		4-module		7-module	
	Eikon Tactil	Eikon Evo	Eikon Tactil	Eikon Evo	Eikon Tactil	Eikon Evo	Eikon Evo	
Primari (Anodized aluminium)								
	Brilliant Aluminium	-	21642.01	-	21653.01	-	21654.01	21657.01
	Next Grey	-	21642.02	-	21653.02	-	21654.02	21657.02
	Lava Grey	-	21642.03	-	21653.03	-	21654.03	21657.03
	Neutral Bronze	-	21642.04	-	21653.04	-	21654.04	21657.04
	Dark Bronze	-	21642.05	-	21653.05	-	21654.05	21657.05
Esclusivi (Refined aluminium)								
	Black Sapphire	-	21642.06	-	21653.06	-	21654.06	21657.06
	Silver	-	21642.07.01	-	21653.07.01	-	21654.07.01	21657.07.01
	Titanium	-	21642.08	-	21653.08	-	21654.08	21657.08
	Total polished gold (with gold frame)	-	21642.G09	-	21653.G09	-	21654.G09	21657.G09
	Total satin gold (with gold frame)	-	21642.G10	-	21653.G10	-	21654.G10	21657.G10
Scolpiti (Carved stone)								
	Carrara white	-	21642.51	-	21653.51	-	21654.51	21657.51
	Natural split slate	-	21642.52	-	21653.52	-	21654.52	21657.52
	Grey quartzite	■ 21662.53	21642.53	■ 21663.53	21653.53	■ 21664.53	21654.53	21657.53
Naturali (Solid wood)								
	Italian walnut	■ 21662.31	21642.31	■ 21663.31	21653.31	■ 21664.31	21654.31	21657.31
	White Oak	■ 21662.32	21642.32	■ 21663.32	21653.32	■ 21664.32	21654.32	21657.32
	Wengé	■ 21662.33	21642.33	■ 21663.33	21653.33	■ 21664.33	21654.33	21657.33
Luminosi (Bevelled crystal)								
	White diamond	21662.70	21642.70	21663.70	21653.70	21664.70	21654.70	21657.70
	Aqua	21662.71	21642.71	21663.71	21653.71	21664.71	21654.71	21657.71
	Silver ice	-	21642.72	-	21653.72	-	21654.72	21657.72
	Pearl grey	21662.73	21642.73	21663.73	21653.73	21664.73	21654.73	21657.73
	Opal brown	-	21642.74	-	21653.74	-	21654.74	21657.74
	Bronze mirror	-	21642.75	-	21653.75	-	21654.75	21657.75
	Black Diamond	21662.76	21642.76	21663.76	21653.76	21664.76	21654.76	21657.76
Raffinati (Natural leather)								
	Cream	■ 21662.21	21642.21	■ 21663.21	21653.21	■ 21664.21	21654.21	21657.21
	Tobacco	■ 21662.22	21642.22	■ 21663.22	21653.22	■ 21664.22	21654.22	21657.22
Speciali (Corian®)								
	Glacier ice	■ 21662.41	21642.41	■ 21663.41	21653.41	■ 21664.41	21654.41	21657.41
Essenziali (Total aluminium and crystal)								
	Total White	-	21642.17	-	21653.17	-	21654.17	21657.17
	Total Black	-	21642.18	-	21653.18	-	21654.18	21657.18
	Total White Diamond	-	21642.87	-	21653.87	-	21654.87	21657.87
	Total Black Diamond	-	21642.88	-	21653.88	-	21654.88	21657.88

Eikon Tactil and Eikon Evo cover plates: guideline

	8-module	2+2-module (between centres 71 mm)	2+2+2-module (between centres 71 mm)	2+2+2+2-module (between centres 71 mm)
	Eikon Evo	Eikon Evo	Eikon Evo	Eikon Evo
	21668.01	21643.01	21644.01	21669.01
	21668.02	21643.02	21644.02	21669.02
	21668.03	21643.03	21644.03	21669.03
	21668.04	21643.04	21644.04	21669.04
	21668.05	21643.05	21644.05	21669.05
	21668.06	21643.06	21644.06	21669.06
	21668.07.01	21643.07.01	21644.07.01	21669.07.01
	21668.08	21643.08	21644.08	21669.08
	21668.G09	21643.G09	21644.G09	21669.G09
	21668.G10	21643.G10	21644.G10	21669.G10
	21668.51	-	-	-
	21668.52	-	-	-
	21657.53	-	-	-
	21668.31	-	-	-
	21657.32	-	-	-
	21668.33	-	-	-
	21668.70	21643.70	21644.70	21669.70
	21668.71	21643.71	21644.71	21669.71
	21668.72	21643.72	21644.72	21669.72
	21668.73	21643.73	21644.73	21669.73
	21668.74	21643.74	21644.74	21669.74
	21668.75	21643.75	21644.75	21669.75
	21668.76	21643.76	21644.76	21669.76
	21668.21	-	-	-
	21668.22	-	-	-
	21668.41	-	-	-
	21668.17	21643.17	21644.17	21669.17
	21668.18	21643.18	21644.18	21669.18
	21668.87	21643.87	21644.87	21669.87
	21668.88	21643.88	21644.88	21669.88

Eikon Exé - The collections cover plates: guideline

Vintage cover plates	1 module	2-module	
	1-gang	1-gang	2-gang
Total look metals			
	Matt white 22671.1.01	22672.1.01	22672.2.01
	Anthracite grey 22671.1.03	22672.1.03	22672.2.03
Brushed metals			
	Brushed nickel	22672.1.11	22672.2.11
	Brushed dark bronze	22672.1.12	22672.2.12
Polished metals			
	Gold	22672.1.82	22672.2.82
Exclusive metals			
	Satin gold	22672.1.88	22672.2.88

Flat cover plates	1 module	2-module			4-module	
	1-gang	1-gang	2-gang	4-gang	4-gang	8-gang
Total look metals						
	Matt white 22681.1.01	22682.1.01	22682.2.01	22692.01	22684.4.01	22694.01
	Anthracite grey 22681.1.03	22682.1.03	22682.2.03	22692.03	22684.4.03	22694.03
Brushed metals						
	Brushed nickel	22682.1.11	22682.2.11	22692.11	22684.4.11	22694.11
	Brushed dark bronze	22682.1.12	22682.2.12	22692.12	22684.4.12	22694.12
Polished metals						
	Gold	22682.1.82	22682.2.82	22692.82	22684.4.82	22694.82
Exclusive metals						
	Satin gold	22682.1.88	22682.2.88	22692.88	22684.4.88	22694.88

Tondo Cover Plates	2-module		3-module	
	1-gang	2-gang	4-gang	1-gang ¹
Total look metals				
	Matt white 22682.RN.1.01	22682.RN.2.01	22692.RN.01	22683.RN.1.01
	Anthracite grey 22682.RN.1.03	22682.RN.2.03	22692.RN.03	22683.RN.1.03
Brushed metals				
	Nickel brushed 22682.RN.1.11	22682.RN.2.11	22692.RN.11	22683.RN.1.11
	Dark bronze brushed 22682.RN.1.12	22682.RN.2.12	22692.RN.12	22683.RN.1.12
Polished metals				
	Gold 22682.RN.1.82	22682.RN.2.82	22692.RN.82	22683.RN.1.82
Exclusive metals				
	Satin gold 22682.RN.1.88	22682.RN.2.88	22692.RN.88	22683.1.88

¹ Con supporto 21613 è necessario utilizzare il supporto 21041 quando installato con placche 22683.RN.1 e 22683.RN.2.

Eikon Exé - The collections cover plates: guideline
































Vintage cover plates	3-module		4-module	
	1-gang	2-gang	3-gang	4-gang
Total look metals				
	22673.1.01	22673.2.01	22673.3.01	22674.4.01
	22673.1.03	22673.2.03	22673.3.03	22674.4.03
Brushed metals				
	22673.1.11	22673.2.11	22673.3.11	22674.4.11
	22673.1.12	22673.2.12	22673.3.12	22674.4.12
Polished metals				
	22673.1.82	22673.2.82	22673.3.82	22674.4.82
Exclusive metals				
	22673.1.88	22673.2.88	22673.3.88	22674.4.88

Flat cover plates	3-module			
	1-gang ¹	2-gang ¹	3-gang	6-gang
Total look metals				
	22683.1.01	22683.2.01	22683.3.01	22693.01
	22683.1.03	22683.2.03	22683.3.03	22693.03
Brushed metals				
	22683.1.11	22683.2.11	22683.3.11	22693.11
	22683.1.12	22683.2.12	22683.3.12	22693.12
Polished metals				
	22683.1.82	22683.2.82	22683.3.82	22693.82
Exclusive metals				
	22683.1.88	22683.2.88	22683.3.88	22693.88




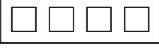
¹ it is necessary to use 21041 blank module when 21613 mounting frame is installed with 22683.1 and 22683.2 cover plates.

Tondo Cover Plates	3-module			4-module	
	2-gang ¹	3-gang	6-gang	4-gang	8-gang
Total look metals					
	22683.RN.2.01	22683.RN.3.01	22693.RN.01	22684.RN.4.01	22694.RN.01
	22683.RN.2.03	22683.RN.3.03	22693.RN.03	22684.RN.4.03	22694.RN.03
Brushed metals					
	22683.RN.2.11	22683.RN.3.11	22693.RN.11	22684.RN.4.11	22694.RN.11
	22683.RN.2.12	22683.RN.3.12	22693.RN.12	22684.RN.4.12	22694.RN.12
Polished metals					
	22683.RN.2.82	22683.RN.3.82	22693.RN.82	22684.RN.4.82	22694.RN.82
Exclusive metals					
	22683.RN.2.88	22683.RN.3.88	22693.RN.88	22684.RN.4.88	22694.RN.88






















Eikon Exé cover plates: guideline

	1-module	2-module	3-module	4-module	7-module
					
Total look metals					
 Matt white	22666.01	22642.01	22653.01	22654.01	22657.01
 Next	22666.02	22642.02	22653.02	22654.02	22657.02
 Anthracite grey	22666.03	22642.03	22653.03	22654.03	22657.03
Brushed metals					
 Brushed nickel	-	22642.11	22653.11	22654.11	22657.11
 Brushed dark bronze	-	22642.12	22653.12	22654.12	22657.12
 Brushed black	-	22642.13	22653.13	22654.13	22657.13
Polished metals					
 Nickel	-	22642.81	22653.81	22654.81	22657.81
 Gold	-	22642.82	22653.82	22654.82	22657.82
 Black chrome	-	22642.83	22653.83	22654.83	22657.83
Exclusive metals					
 Brushed copper	-	22642.86	22653.86	22654.86	22657.86
 Antique brushed bronze	-	22642.87	22653.87	22654.87	22657.87
 Satin gold	-	22642.88	22653.88	22654.88	22657.88
Glass					
 Milky white	-	22642.71	22653.71	22654.71	22657.71
 Canvas white	-	22642.72	22653.72	22654.72	22657.72
 Satin black	-	22642.73	22653.73	22654.73	22657.73
Mirrors					
 Ice silver	-	22642.75	22653.75	22654.75	22657.75
 Opal brown	-	22642.77	22653.77	22654.77	22657.77
Leather					
 Savannah	-	22642.21	22653.21	22654.21	22657.21
 Steppe	-	22642.22	22653.22	22654.22	22657.22
 Black forest	-	22642.23	22653.23	22654.23	22657.23
Marbled stoneware					
 White Calacatta	-	22642.51	22653.51	22654.51	22657.51
 Coffee brown	-	22642.52	22653.52	22654.52	22657.52
 Black Marquiña	-	22642.53	22653.53	22654.53	22657.53
Wood					
 Oak	-	22642.31	22653.31	22654.31	22657.31
 American walnut	-	22642.32	22653.32	22654.32	22657.32
 Eucalyptus	-	22642.33	22653.33	22654.33	22657.33




















Eikon Exé cover plates: guideline

	8-module	2+2-module (between centres 71 mm)	2+2+2-module (between centres 71 mm)	2+2+2+2-module (between centres 71 mm)
				
Total look metals				
	22668.01	22643.01	22644.01	22669.01
	22668.02	22643.02	22644.02	22669.02
	22668.03	22643.03	22644.03	22669.03
Brushed metals				
	22668.11	22643.11	22644.11	22669.11
	22668.12	22643.12	22644.12	22669.12
	22668.13	22643.13	22644.13	22669.13
Polished metals				
	22668.81	22643.81	22644.81	22669.81
	22668.82	22643.82	22644.82	22669.82
	22668.83	22653.83	22644.83	22669.83
Exclusive metals				
	22668.86	22643.86	22644.86	22669.86
	22668.87	22643.87	22644.87	22669.87
	22668.88	22643.88	22644.88	22669.88
Glass				
	22668.71	22643.71	22644.71	22669.71
	22668.72	22643.72	22644.72	22669.72
	22668.73	22643.73	22644.73	22669.73
Mirrors				
	22668.75	22643.75	22644.75	22669.75
	22668.77	22643.77	22644.77	22669.77
Leather				
	22668.21	-	-	-
	22668.22	-	-	-
	22668.23	-	-	-
Marbled stoneware				
	22668.51	-	-	-
	22668.52	-	-	-
	22668.53	-	-	-
Wood				
	22668.31	-	-	-
	22668.32	-	-	-
	22668.33	-	-	-

Eikon Tactil and Eikon Evo cover plates for British standard: guideline

	2-module		3-module/monobloc	5-module/monobloc	
	Eikon Tactil	Eikon Evo	Eikon Evo	Eikon Tactil	Eikon Evo
					
Primari (Anodized aluminium)					
 Brilliant Aluminium	-	21642.01	21648.01	-	21649.01
 Next Grey	-	21642.02	21648.02	-	21649.02
 Lava Grey	-	21642.03	21648.03	-	21649.03
 Neutral Bronze	-	21642.04	21648.04	-	21649.04
 Dark Bronze	-	21642.05	21648.05	-	21649.05
Esclusivi (Refined aluminium)					
 Black Sapphire	-	21642.06	21648.06	-	21649.06
 Silver	-	21642.07.01	21648.07.01	-	21649.07.01
 Titanium	-	21642.08	21648.08	-	21649.08
 Total polished gold (with gold frame)	-	21642.G09	21648.G09	-	21649.G09
 Total satin gold (with gold frame)	-	21642.G10	21648.G10	-	21649.G10
Scolpiti (Carved stone)					
 Carrara white	-	21642.51	21648.51	-	21649.51
 Natural split slate	-	21642.52	21648.52	-	21649.52
 Grey quartzite	■ 21662.53	21642.53	21648.53	■ 21667.53	21649.53
Naturali (Solid wood)					
 Italian walnut	■ 21662.31	21642.31	21648.31	■ 21667.31	21649.31
 White Oak	■ 21662.32	21642.32	21648.32	■ 21667.32	21649.32
 Wengé	■ 21662.33	21642.33	21648.33	■ 21667.33	21649.33

Eikon Tactil and Eikon Evo cover plates for British standard: guideline

	2-module		3-module/monobloc	5-module/monobloc	
	Eikon Tactil	Eikon Evo	Eikon Evo	Eikon Tactil	Eikon Evo
					
Luminosi (Bevelled crystal)					
 White diamond	21662.70	21642.70	21648.70	21667.70	21649.70
 Aqua	21662.71	21642.71	21648.71	21667.71	21649.71
 Silver ice	-	21642.72	21648.72	-	21649.72
 Pearl grey	21662.73	21642.73	21648.73	21667.73	21649.73
 Opal brown	-	21642.74	21648.74	-	21649.74
 Bronze mirror	-	21642.75	21648.75	-	21649.75
 Black Diamond	21662.76	21642.76	21648.76	21667.76	21649.76
Raffinati (Natural leather)					
 Cream	■ 21662.21	21642.21	21648.21	■ 21667.21	21649.21
 Tobacco	■ 21662.22	21642.22	21648.22	■ 21667.22	21649.22
Speciali (Corian®)					
 Glacier ice	■ 21662.41	21642.41	21648.41	■ 21667.41	21649.41
Essenziali (total aluminium and crystal)					
 Total White	-	21642.17	21648.17	-	21649.17
 Total Black	-	21642.18	21648.18	-	21649.18
 Total White Diamond	-	21642.87	21648.87	-	21649.87
 Total Black Diamond	-	21642.88	21648.88	-	21649.88

Eikon Exé - The collections cover plates for British standard: guideline

Vintage cover plates	2-module	
	1-gang	2-gang
Total look metals		
Matt white	22672.1.01	22672.2.01
Anthracite grey	22672.1.03	22672.2.03
Brushed metals		
Brushed nickel	22672.1.11	22672.2.11
Brushed dark bronze	22672.1.12	22672.2.12
Polished metals		
Gold	22672.1.82	22672.2.82
Exclusive metals		
Satin gold	22672.1.88	22672.2.88

Flat cover plates	2-module		
	1-gang	2-gang	4-gang
Total look metals			
Matt white	22682.1.01	22682.2.01	22692.01
Anthracite grey	22682.1.03	22682.2.03	22692.03
Brushed metals			
Brushed nickel	22682.1.11	22682.2.11	22692.11
Brushed dark bronze	22682.1.12	22682.2.12	22692.12
Polished metals			
Gold	22682.1.82	22682.2.82	22692.82
Exclusive metals			
Satin gold	22682.1.88	22682.2.88	22692.88

Tondo Cover Plates	3-module	
	3-gang	6-gang
Total look metals		
Matt white	22685.RN.3.01	22695.RN.01
Anthracite grey	22685.RN.3.03	22695.RN.03
Brushed metals		
Brushed nickel	22685.RN.3.11	22695.RN.11
Brushed dark bronze	22685.RN.3.12	22695.RN.12
Polished metals		
Gold	22685.RN.3.82	22695.RN.82
Exclusive metals		
Satin gold	22685.RN.3.88	22695.RN.88






























Eikon Exé - The collections cover plates for British standard: guideline

Vintage cover plates	3-module	5-module
	3-gang	5-gang
Total look metals		
Matt white	22675.3.01	22679.5.01
Anthracite grey	22675.3.03	22679.5.03
Brushed metals		
Brushed nickel	22675.3.11	22679.5.11
Brushed dark bronze	22675.3.12	22679.5.12
Polished metals		
Gold	22675.3.82	22679.5.82
Exclusive metals		
Satin gold	22675.3.88	22679.5.88








Flat cover plates	3-module		5-module	
	3-gang	6-gang	5-gang	10-gang
Total look metals				
Matt white	22685.3.01	22695.01	22689.5.01	22699.01
Anthracite grey	22685.3.03	22695.03	22689.5.03	22699.03
Brushed metals				
Brushed nickel	22685.3.11	22695.11	22689.5.11	22699.11
Brushed dark bronze	22685.3.12	22695.12	22689.5.12	22699.12
Polished metals				
Gold	22685.3.82	22695.82	22689.5.82	22699.82
Exclusive metals				
Satin gold	22685.3.88	22695.88	22689.5.88	22699.88

Tondo Cover Plates	5-module	
	5-gang	10-gang
Total look metals		
Matt white	22689.RN.5.01	22699.RN.01
Anthracite grey	22689.RN.5.03	22699.RN.03
Brushed metals		
Brushed nickel	22689.RN.5.11	22699.RN.11
Brushed dark bronze	22689.RN.5.12	22699.RN.12
Polished metals		
Gold	22689.RN.5.82	22699.RN.82
Exclusive metals		
Satin gold	22689.RN.5.88	22699.RN.88

Eikon Exé cover plates for British standard: guideline


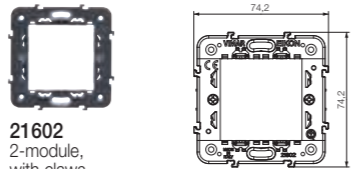
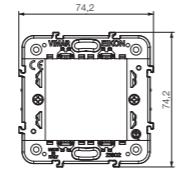
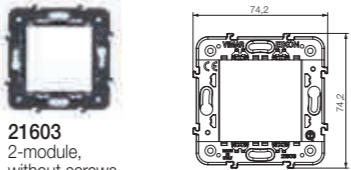
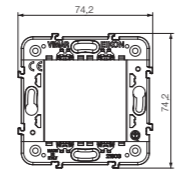




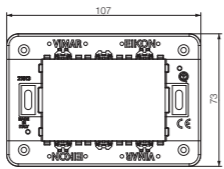




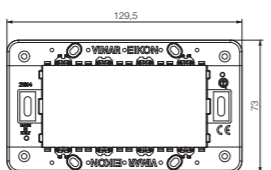




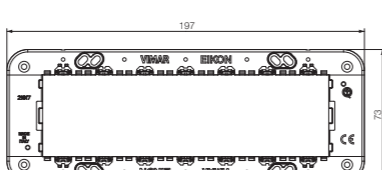

	2-module	3-module/monobloc	5-module/monobloc
			
Total look metals			
 Matt white	22642.01	22648.01	22649.01
 Next	22642.02	22648.02	22649.02
 Anthracite grey	22642.03	22648.03	22649.03
Brushed metals			
 Brushed nickel	22642.11	22648.11	22649.11
 Brushed dark bronze	22642.12	22648.12	22649.12
 Brushed black	22642.13	22648.13	22649.13
Polished metals			
 Nickel	22642.81	22648.81	22649.81
 Gold	22642.82	22648.82	22649.82
 Black chrome	22642.83	22648.83	22649.83
Exclusive metals			
 Brushed copper	22642.86	22648.86	22649.86
 Antique brushed bronze	22642.87	22648.87	22649.87
 Satin gold	22642.88	22648.88	22649.88
Glass			
 Milky white	22642.71	22648.71	22649.71
 Canvas white	22642.72	22648.72	22649.72
 Satin black	22642.73	22648.73	22649.73
Mirrors			
 Ice silver	22642.75	22648.75	22649.75
 Opal brown	22642.77	22648.77	22649.77
Leather			
 Savannah	22642.21	22648.21	22649.21
 Steppe	22642.22	22648.22	22649.22
 Black forest	22642.23	22648.23	22649.23
Marbled stoneware			
 White Calacatta	22642.51	22648.51	22649.51
 Coffee brown	22642.52	22648.52	22649.52
 Black Marquina	22642.53	22648.53	22649.53
Wood			
 Oak	22642.31	22648.31	22649.31
 American walnut	22642.32	22648.32	22649.32
 Eucalyptus	22642.33	22648.33	22649.33

Eikon Exé cover plates: guideline



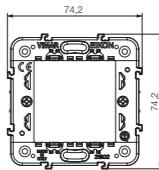

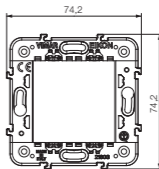



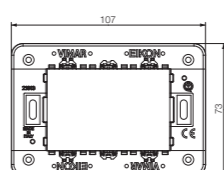



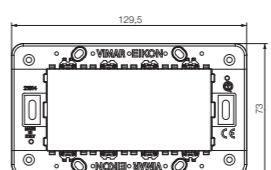



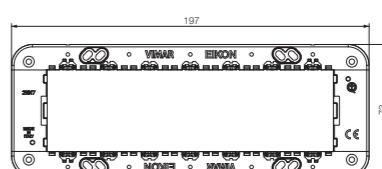




Cover plates for socket outlets	2-module 1-gang
	
Total look metals	
 Matt white	22642.RN.01
 Anthracite grey	22642.RN.03
Brushed metals	
 Brushed nickel	22642.RN.11
 Brushed dark bronze	22642.RN.12
Polished metals	
 Gold	22642.RN.82
Exclusive metals	
 Satin gold	22642.RN.88

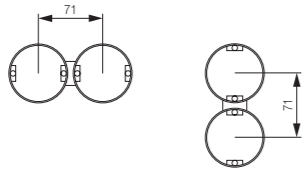


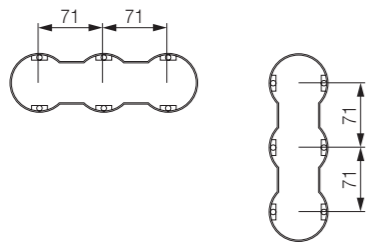


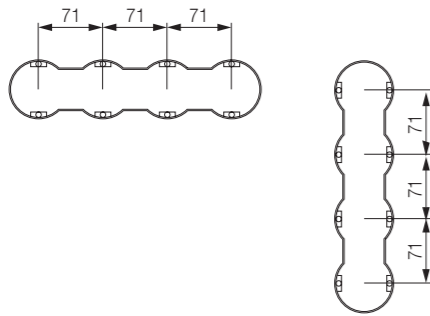
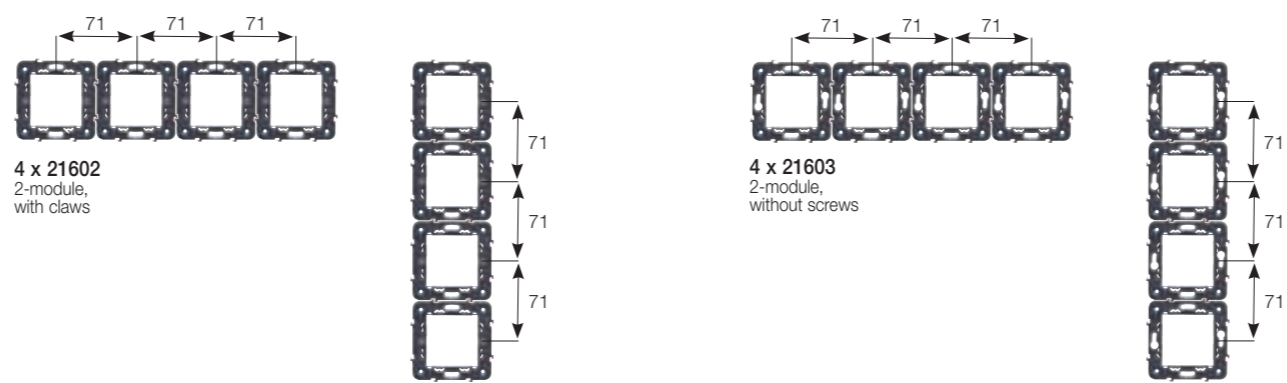

Da abbinare alle prese 22208... e 22212.FL...

Eikon Tactil and Eikon Evo: standard types of mounting

Module	Box	Frame	Cover plate*
2 for \varnothing 60 mm or 56x56 mm mounting box	<p>Flush mounting</p>  <p>V71001 For masonry GW 650 °C, light blue V71001.AU GW 960 °C, black</p> <p>V71701 For hollow walls, for frame without claws, GW 850 °C, light blue</p>	 <p>21602 2-module, with claws</p>   <p>21603 2-module, without screws</p> 	<p>Eikon Tactil</p>  <p>21662... 2-module Dimensions: 95,4x95,4 mm</p> <p>Eikon Evo</p>  <p>21642... 2-module Dimensions: 95,4x95,4 mm</p>
3	<p>Flush mounting</p>  <p>V71303 For masonry GW 650 °C, light blue V71303.AU GW 960 °C, black</p> <p>V71703 For hollow walls GW 850 °C, light blue</p>	 <p>21613 3-module, with screws</p> 	<p>Eikon Tactil</p>  <p>21663... 3-module Dimensions: 118x106 mm</p> <p>Eikon Evo</p>  <p>21653... 3-module Dimensions: 118x106 mm</p>
4	<p>Flush mounting</p>  <p>V71304 For masonry GW 650 °C, light blue V71304.AU GW 960 °C, black</p> <p>V71704 For hollow walls GW 850 °C, light blue</p>	 <p>21614 4-module, with screws</p> 	<p>Eikon Tactil</p>  <p>21664... 4-module Dimensions: 140,5x106 mm</p> <p>Eikon Evo</p>  <p>21654... 4-module Dimensions: 140,5x106 mm</p>
7	<p>Flush mounting</p>  <p>V71306 For masonry GW 650 °C, light blue V71306.AU GW 960 °C, black</p> <p>V71706 For hollow walls GW 850 °C, light blue</p>	 <p>21617 7-module, with screws</p> 	<p>Eikon Evo</p>  <p>21657... 7-module Dimensions: 208x106 mm</p>

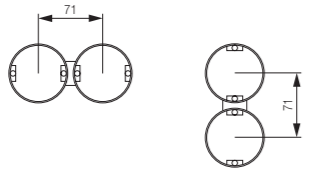


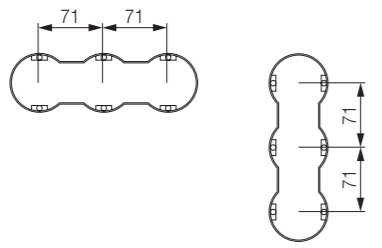


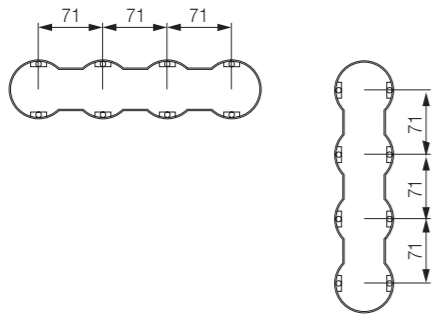
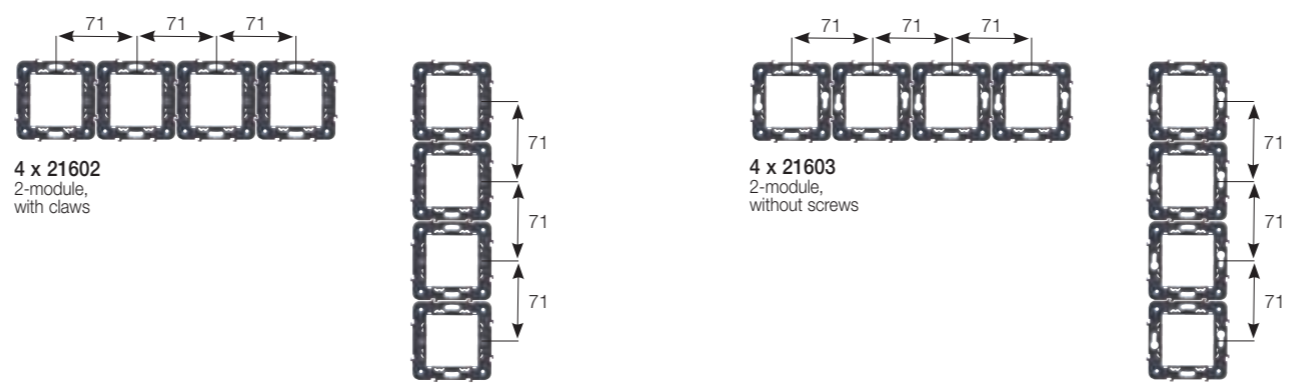

Eikon Exé: standard types of mounting

Module	Box	Frame	Cover plate*
2 for \varnothing 60 mm or 56x56 mm mounting box	<p>Flush mounting</p>  <p>V71001 For masonry GW 650 °C, light blue V71001.AU GW 960 °C, black</p> <p>V71701 For hollow walls, for frame without claws, GW 850 °C, light blue</p>	 <p>21602 2-module, with claws</p>   <p>21603 2-module, without screws</p> 	 <p>22642... 2-module Dimensions: 90x90 mm</p>
3	<p>Flush mounting</p>  <p>V71303 For masonry GW 650 °C, light blue V71303.AU GW 960 °C, black</p> <p>V71703 For hollow walls GW 850 °C, light blue</p>	 <p>21613 3-module, with screws</p> 	 <p>22653... 3-module Dimensions: 122x90 mm</p>
4	<p>Flush mounting</p>  <p>V71304 For masonry GW 650 °C, light blue V71304.AU GW 960 °C, black</p> <p>V71704 For hollow walls GW 850 °C, light blue</p>	 <p>21614 4-module, with screws</p> 	 <p>22654... 4-module Dimensions: 144,5x90 mm</p>
7	<p>Flush mounting</p>  <p>V71306 For masonry GW 650 °C, light blue V71306.AU GW 960 °C, black</p> <p>V71706 For hollow walls GW 850 °C, light blue</p>	 <p>21617 7-module, with screws</p> 	 <p>22657... 7-module Dimensions: 212x90 mm</p>
1	<p>Panel mounting</p>  <p>16776.AU GW 960 °C</p>	 <p>21626 1-module, with screws</p>	 <p>22666... 1-module, Dimensions: 82x42 mm</p>

Module	Box	Frame	Cover plate*
<p>2+2 71 mm between centres</p>		 <p>2 x 21602 2-module, with claws</p> <p>2 x 21603 2-module, without screws</p>	 <p>21643... 4-module (2+2), for horizontal and vertical installation. Dimensions: 166,4x95,4 mm</p>
<p>2+2+2 71 mm between centres</p>		 <p>3 x 21602 2-module, with claws</p> <p>3 x 21603 2-module, without screws</p>	 <p>21644... 6-module (2+2+2), for horizontal and vertical installation. Dimensions: 237,4x95,4 mm</p>
<p>2+2+2+2 71 mm between centres</p>		 <p>4 x 21602 2-module, with claws</p> <p>4 x 21603 2-module, without screws</p>	 <p>21669... 8-module (2+2+2+2), for horizontal and vertical installation. Dimensions: 308,4x95,4 mm</p>

Eikon Exé: 71 mm between centres installation

Eikon Exé: 71 mm between centres installation

Module	Box	Frame	Cover plate*
<p>2+2 71 mm between centres</p>		 <p>2 x 21602 2-module, with claws</p> <p>2 x 21603 2-module, without screws</p>	 <p>22643... 4-module (2+2), for horizontal and vertical installation. Dimensions: 161x90 mm</p>
<p>2+2+2 71 mm between centres</p>		 <p>3 x 21602 2-module, with claws</p> <p>3 x 21603 2-module, without screws</p>	 <p>22644... 6-module (2+2+2), for horizontal and vertical installation. Dimensions: 232x90 mm</p>
<p>2+2+2+2 71 mm between centres</p>		 <p>4 x 21602 2-module, with claws</p> <p>4 x 21603 2-module, without screws</p>	 <p>22669... 8-module (2+2+2+2), for horizontal and vertical installation. Dimensions: 303x90 mm</p>

Eikon Exé - Vintage: standard types of mounting

Module	Box	Frame	Cover plate*
2 for ø 60 mm or 56x56 mm mounting box	<p>Flush mounting</p> <p>V71001 For masonry GW 650 °C, light blue V71001.AU GW 960 °C, black</p> <p>V71701 For hollow walls, for frame without claws, GW 850 °C, light blue</p>	<p>21600.0 1-module, without screws</p> <p>21601.0 1-module, with claws</p>	<p>22672.1... 2 modules, 1-gang. Dimensions: 90x90 mm</p>
		<p>21602 2-module, with claws</p> <p>21603 2-module, without screws</p>	<p>22672.2... 2 modules, 2-gang. Dimensions: 90x90 mm</p> <p>22642.RN... 2 modules, with round hole. Dimensions: 90x90 mm</p>
3	<p>Flush mounting</p> <p>V71303 For masonry GW 650 °C, light blue V71303.AU GW 960 °C, black</p> <p>V71703 For hollow walls GW 850 °C, light blue</p>	<p>21613 3-module, with screws</p>	<p>22673.1... 3 modules, 1-gang. Dimensions: 122x90 mm</p> <p>22673.2... 3 modules, 2-gang. Dimensions: 122x90 mm</p> <p>22673.3... 3 modules, 3-gang. Dimensions: 122x90 mm</p>
		<p>21614 4-module, with screws</p>	<p>22674.4... 4 modules, 4-gang. Dimensions: 144,5x90 mm</p>

* Cover plates range, page 154

Eikon Exé - Flat: standard types of mounting

Module	Box	Frame	Cover plate*
2 for ø 60 mm or 56x56 mm mounting box	<p>Flush mounting</p> <p>V71001 For masonry GW 650 °C, light blue V71001.AU GW 960 °C, black</p> <p>V71701 For hollow walls, for frame without claws, GW 850 °C, light blue</p>	<p>21600.0 1-module, without screws</p> <p>21601.0 1-module, with claws</p>	<p>22682.1... 2 modules for 1 switch. Dimensions: 90x90 mm</p>
		<p>21602 2-module, with claws</p> <p>21603 2-module, without screws</p>	<p>22682.2... 2 modules for 2 switches. Dimensions: 90x90 mm</p> <p>22692... 2 modules for 4 home auto- mation/KNX devices. Dimensions: 90x90 mm</p> <p>22642.RN... 2 modules, with round hole. Dimensions: 90x90 mm</p>
3	<p>Flush mounting</p> <p>V71303 For masonry GW 650 °C, light blue V71303.AU GW 960 °C, black</p> <p>V71703 For hollow walls GW 850 °C, light blue</p>	<p>21613 3-module, with screws</p>	<p>22683.1...¹ 3 modules for 1 switch. Dimensions: 122x90 mm</p> <p>22683.2...¹ 3 modules for 2 switches. Dimensions: 122x90 mm</p> <p>22683.3... 3 modules for 3 switches. Dimensions: 122x90 mm</p> <p>22693... 3 modules for 6 home automation/KNX devices. Dimensions: 122x90 mm</p>
		<p>21614 4-module, with screws</p>	<p>22684.4... 4 modules for 4 switches. Dimensions: 144,5x90 mm</p> <p>22694... 4 modules for 8 home automation/KNX devices. Dimensions: 144,5x90 mm</p>

¹ it is necessary to use 21041 blank module when 21613 mounting frame is installed with 22683.1 and 22683.2 cover plates.

Eikon Exé - Tondo: standard types of mounting

Module	Box	Frame	Cover plate*
2 for ø 60 mm or 56x56 mm mounting box	Flush mounting V71001 For masonry GW 650 °C, light blue V71001.AU GW 960 °C, black V71701 For hollow walls, for frame without claws, GW 850 °C, light blue	 21600.0 1-module, without screws 21601.0 1-module, with claws 21602 2-module, with claws 21603 2-module, without screws	 22682.RN.1... 2 modules for 1 switch. Dimensions: 90x90 mm 22682.RN.2... 2 modules for 2 switches. Dimensions: 90x90 mm 22692.RN... 2 modules for 4 home auto- mation/KNX devices. Dimensions: 90x90 mm 22642.RN... 2 modules, with round hole. Dimensions: 90x90 mm
	Flush mounting V71303 For masonry GW 650 °C, light blue V71303.AU GW 960 °C, black V71703 For hollow walls GW 850 °C, light blue	 21613 3-module, with screws 107 73	 22683.RN.1...¹ 3 modules for 1 switch. Dimensions: 122x90 mm 22683.RN.2...¹ 3 modules for 2 switches. Dimensions: 122x90 mm 22683.RN.3... 3 modules for 3 switches. Dimensions: 122x90 mm 22693.RN... 3 modules for 6 home automation/KNX devices. Dimensions: 122x90 mm
4	Flush mounting V71304 For masonry GW 650 °C, light blue V71304.AU GW 960 °C, black V71704 For hollow walls GW 850 °C, light blue	 21614 4-module, with screws 129,5 73	 22684.RN.4... 4 modules for 4 switches. Dimensions: 144,5x90 mm 22694.RN... 4 modules for 8 home automation/KNX devices. Dimensions: 144,5x90 mm



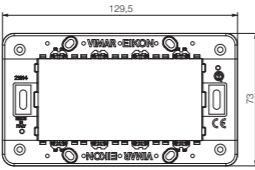





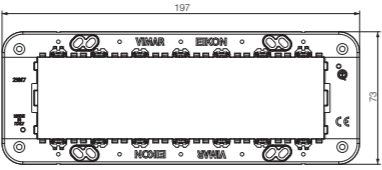

* Cover plates range, page 154

Eikon Exé: flush mounting for plasterboard

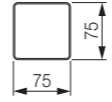




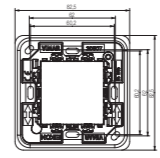



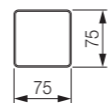

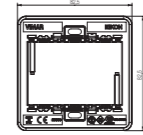



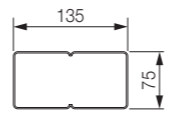

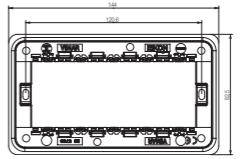




Module	Box	Frame	Cover plate*
1 and 2	 V71791 ø 60 mm mounting box (GW 960 °C) with plaster frame for plasterboard and hollow walls	 21600.0 1-module, without screws 21601.0 1-module, with claws 21602 2-module, with claws 21603 2-module, without screws	Eikon Exé Tondo 22682.1... 2 modules for 1 switch. Dimensions: 90x90 mm Eikon Exé Flat 22682.2... 2 modules for 2 switches. Dimensions: 90x90 mm 22692... 2 modules for 4 home automation/KNX devices. Dimensions: 90x90 mm Eikon Exé 22642... 2-module. Dimensions: 90x90 mm 22642.RN... 2 modules, with round hole. Dimensions: 90x90 mm
	Flush mounting V71793 3-module mounting box (GW 960 °C) with plaster frame for plasterboard and hollow walls	 21613 3-module, with screws 107 73	 22683.1...¹ 3 modules for 1 switch. Dimensions: 122x90 mm 22683.2...¹ 3 modules for 2 switches. Dimensions: 122x90 mm 22683.3... 3 modules for 3 switches. Dimensions: 122x90 mm 22693... 3 modules for 6 home automation/KNX devices. Dimensions: 122x90 mm
3	Flush mounting V71303 For masonry GW 650 °C, light blue V71303.AU GW 960 °C, black V71703 For hollow walls GW 850 °C, light blue	 21613 3-module, with screws 107 73	Eikon Exé Flat 22683.1...¹ 3 modules for 1 switch. Dimensions: 122x90 mm 22683.2...¹ 3 modules for 2 switches. Dimensions: 122x90 mm 22683.3... 3 modules for 3 switches. Dimensions: 122x90 mm 22693... 3 modules for 6 home automation/KNX devices. Dimensions: 122x90 mm Eikon Exé 22653... 3-module. Dimensions: 122x90 mm

¹ it is necessary to use 21041 blank module when 21613 mounting frame is installed with 22683.1 and 22683.2 cover plates.

Eikon Exé: flush mounting for plasterboard

Module	Box	Frame	Cover plate*
4	 <p>V71794 4-module mounting box (GW 960 °C) with plaster frame for plasterboard and hollow walls</p>	 <p>21614 4-module, with screws</p> 	<p>Eikon Exé Flat</p>  <p>22684.4... 4 modules for 4 switches. Dimensions: 144,5x90 mm</p>  <p>22694... 4 modules for 4 home automation/KNX devices. Dimensions: 144,5x90 mm</p> <p>Eikon Exé</p>  <p>22654... 4-module. Dimensions: 144,5x90 mm</p>
7	 <p>V71796 7-module mounting box (GW 960 °C) with plaster frame for plasterboard and hollow walls</p>	 <p>21617 7-module, with screws</p> 	<p>Eikon Exé</p>  <p>22657... 7-module. Dimensions: 212x90 mm</p>

Eikon Tactil and Eikon Evo: British standard mounting

Module	Box	Frame	Cover plate*
1 and 2	<p>Flush mounting</p>  <p>1-gang mounting box Fixing centres: 60,3 mm</p>	 <p>20606' 1-module, with screws M 3,5, grey</p>  <p>20606.B' 1-module, with screws M 3,5, white</p>  <p>20606.N' 1-module, with screws M 3,5, Next</p>  <p>20607' 2-module, with screws M 3,5</p> 	<p>Eikon Evo</p>  <p>21642... 2-module Dimensions: 95,4x95,4 mm</p> <p>Eikon Tactil</p>  <p>21662... 2-module Dimensions: 95,4x95,4 mm</p> <p>Eikon Evo</p>  <p>21642... 2-module Dimensions: 95,4x95,4 mm</p>
3 and mono-bloc	<p>Flush mounting</p>  <p>1-gang mounting box Fixing centres: 60,3 mm</p>	 <p>20608' 3-module, with screws M 3,5</p>   <p>20017 Example of monobloc device</p>  <p>20215.L Example of monobloc device</p>	<p>Eikon Evo</p>  <p>21648... 3-module Dimensions: 95,4x95,4 mm</p>
5 and mono-bloc	<p>Flush mounting</p>  <p>2-gang mounting box Fixing centres: 120,6 mm</p>	 <p>20609' 5-module, with screws M 3,5</p>   <p>20222.L Example of monobloc device in horizontal mounting</p>  <p>20291 Example of monobloc device in vertical mounting</p>	<p>Eikon Tactil</p>  <p>21667... 5-module Dimensions: 163x95,4 mm</p> <p>Eikon Evo</p>  <p>21649... 5-module Dimensions: 163x95,4 mm</p>

* Items conform to BS 5733

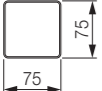
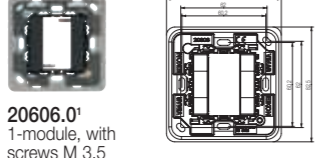

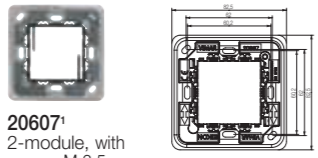


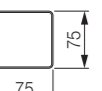



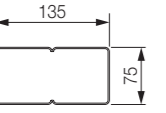
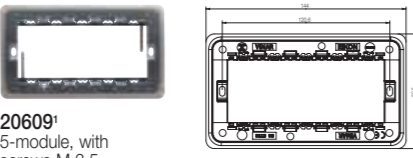


Eikon Exé - Vintage: British standard mounting

Module	Box	Frame	Cover plate*
1 and 2	Flush mounting 1-gang mounting box Fixing centres: 60,3 mm	 20606.0' 1-module, with screws M 3,5	 22672.1... 2 modules for 1 switch. Dimensions: 90x90 mm
		 20607' 2-module, with screws M 3,5	 22672.2... 2 modules for 2 switches. Dimensions: 90x90 mm
3	 1-gang mounting box Fixing centres: 60,3 mm	 20608' 3-module, with screws M 3,5	 22675.3... 3 modules for 3 switches. Dimensions: 90x90 mm
5	 2-gang mounting box Fixing centres: 120,6 mm	 20609' 5-module, with screws M 3,5	 22679.5... 5 modules for 5 switches. Dimensions: 159,3x90 mm

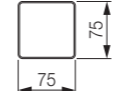



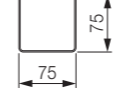



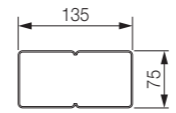



Eikon Exé - Flat: British standard mounting

Module	Box	Frame	Cover plate*	
1 and 2	Flush mounting 1-gang mounting box Fixing centres: 60,3 mm	 20606.0' 1-module, with screws M 3,5	 22682.1... 2 modules for 1 switch. Dimensions: 90x90 mm	
		 20607' 2-module, with screws M 3,5	 22682.2... 2 modules for 2 switches. Dimensions: 90x90 mm	 22692... 2 modules for 4 home automation/KNX devices. Dimensions: 90x90 mm
3	 1-gang mounting box Fixing centres: 60,3 mm	 20608' 3-module, with screws M 3,5	 22695... 3 modules for 6 home automation/KNX devices. Dimensions: 90x90 mm	
5	 2-gang mounting box Fixing centres: 120,6 mm	 20609' 5-module, with screws M 3,5	 22689.5... 5 modules for 5 switches. Dimensions: 159,3x90 mm	 22699... 5 modules for 10 switches. Dimensions: 159,3x90 mm

Eikon Exé - Tondo: British standard mounting

Module	Box	Frame	Cover plate*	
1 and 2	Flush mounting  1-gang mounting box Fixing centres: 60,3 mm	 20606.0' 1-module, with screws M 3,5	 22682.RN.1... 2 modules for 1 switches. Dimensions: 90x90 mm	
		 20607' 2-module, with screws M 3,5	 22682.RN.2... 2 modules for 2 switches. Dimensions: 90x90 mm	 22692.RN... 2 modules for 4 home automation/KNX devices. Dimensions: 90x90 mm
3	 1-gang mounting box Fixing centres: 60,3 mm	 20608' 3-module, with screws M 3,5	 22685.RN.3... 3 modules for 3 switches. Dimensions: 90x90 mm	 22695.RN... 3 modules for 6 switches. Dimensions: 90x90 mm
5	 2-gang mounting box Fixing centres: 120,6 mm	 20609' 5-module, with screws M 3,5	 22689.RN.5... 5 modules for 5 home automation/KNX devices. Dimensions: 159,3x90 mm	 22699.RN... 5 modules for 10 switches. Dimensions: 159,3x90 mm

Eikon Exé: British standard mounting

Module	Box	Frame	Cover plate*
1 and 2	Flush mounting  1-gang mounting box Fixing centres: 60,3 mm	 20606' 1-module, with screws M 3,5, grey	 22642... 2-module Dimensions: 90x90 mm
		 20606.B' 1-module, with screws M 3,5, white	
3 and mono-bloc	 1-gang mounting box Fixing centres: 60,3 mm	 20608' 3-module, with screws M 3,5	 22648... 3-module Dimensions: 90x90 mm
		 20017 Example of monobloc device	
5 and mono-bloc	 2-gang mounting box Fixing centres: 120,6 mm	 20609' 5-module, with screws M 3,5	 22649... 5-module Dimensions: 159,3x90 mm
		 20222.L Example of monobloc device in horizontal mounting	

Control devices	200
Power and signal socket outlets	208
Signalling, protection and detection	215
Comfort and climate	217
Stand alone and hotel solutions	217
Smart home View Wireless	222
Cover plates range	230
Installation types	234

Linea



-80% 
CO₂ eq. emissions

The Linea series reduces CO₂ equivalent emissions by over 80%, saving more than 500 tonnes of CO₂ equivalent each year.





Linea

User-friendly, connected, essential and sustainable. An unprecedented and elegant design, which brings together the understated allure of sophisticated styling with state-of-the-art technology. Designed to be sustainable, with 24 patents registered to make it truly one of a kind.



Aligned control

Once activated, the button resumes its original position, guaranteeing perfect alignment at all times thanks to our patented In-line technology.

Axial control

The axial control remains perfectly aligned with the surface of the cover plate, even after each use.

Home automation control

Linea controls are also available in the home automation system version for the By-me Plus system and the KNX standard.



Total Look

Impeccable coordination for an identity that stands out every time. White, canvas and black for settings with a bold personality.

Reflex


Versatility and appeal thanks to the extremely realistic glass effect.

Painted technopolymers

The energy of simple and gleaming modernity.

PVD metals

Cover plates made in zirconium alloy for high environmental performance PVD finishes that emphasise the metallic reflections of the material.



Linea with XT platform

Dynamic for an enhanced user experience. Linea is also digital, thanks to the innovative XT platform, a high-tech experience for home automation systems. Innovative styling with controls across the entire surface and activation with micro-switch with flawless feedback. Understated, flat design.



White



Canvas



Black

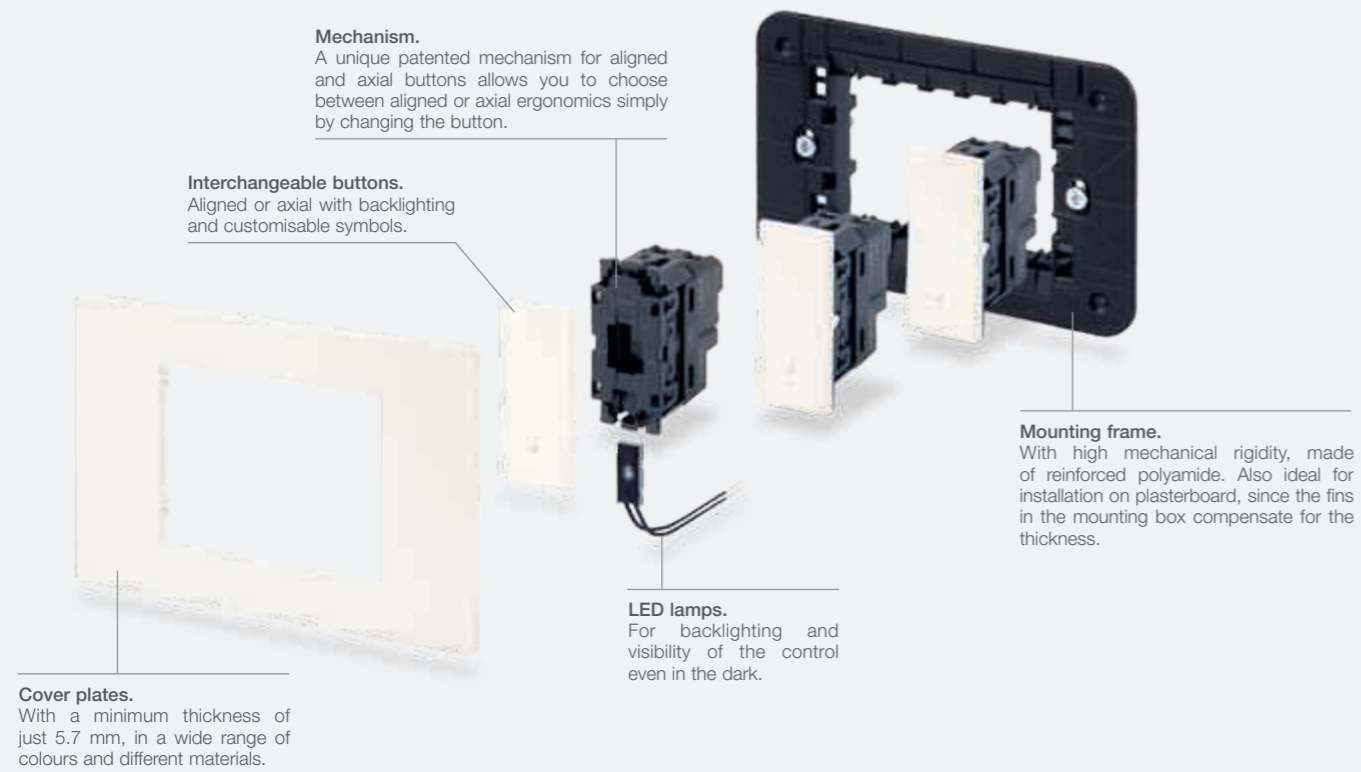


Modular and scalable to suit any need

The devices in the XT platform are scalable in time and extremely easy to use: from a simple control for lights and roller shutters, to temperature management and even the activation of scenarios to a home automation system that is always up-to-date and functional.

Installation methods

Standard installation




Other devices



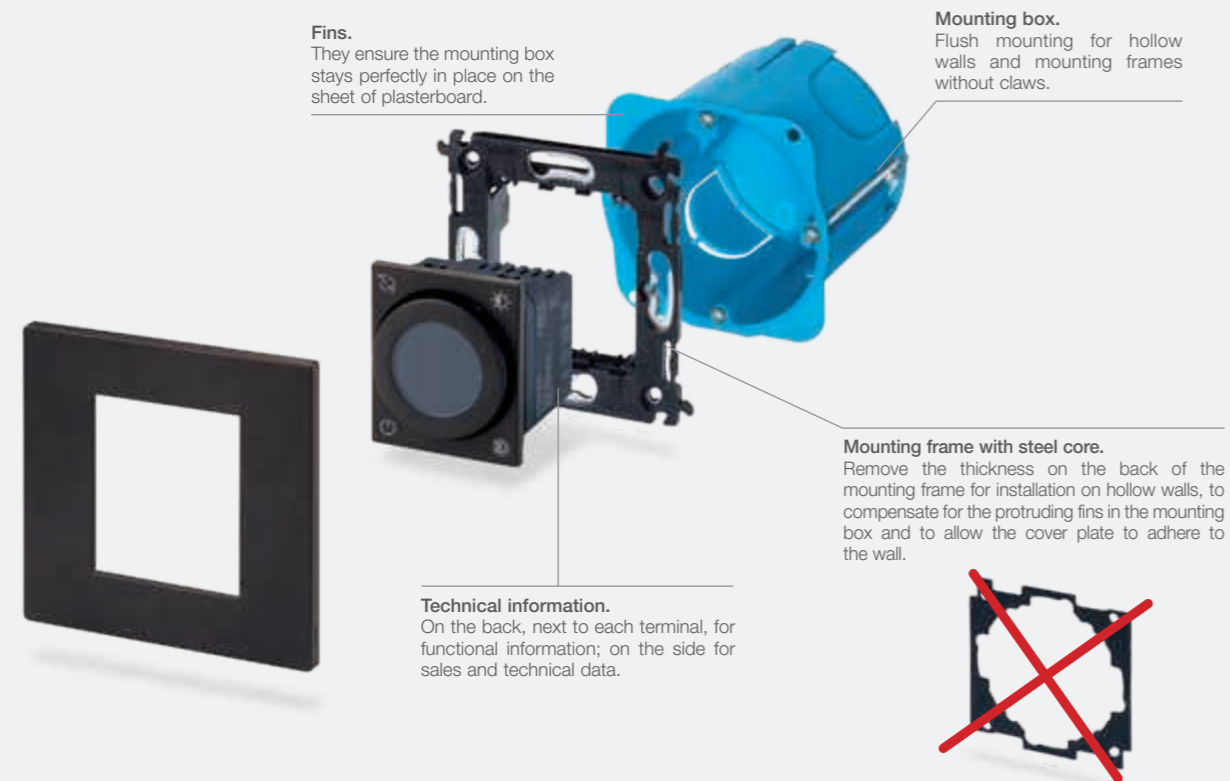
Composition	Boxes	Mounting frames	Devices	Cover plates
3 modules	 flush mounting for masonry walls flush mounting for hollow walls	 with screws	 1 and 2 modules 3 x 1 module 3 modules	 3 modules
4 modules	 flush mounting for masonry walls flush mounting for hollow walls	 with screws	 2x 1 and 2 modules 4 x 1 module 1 and 3 modules	 4 modules
7 modules	 flush mounting for masonry walls flush mounting for hollow walls	 with screws	 3 x 1 and 2 x 2 modules 7 x 1 module 2 x 2 modules and 3 modules	 7 modules
table mounting	 table mounting box	 with screws	 2 x 2 modules	 4 modules

Installation methods

Ø 60 mm mounting boxes for masonry walls

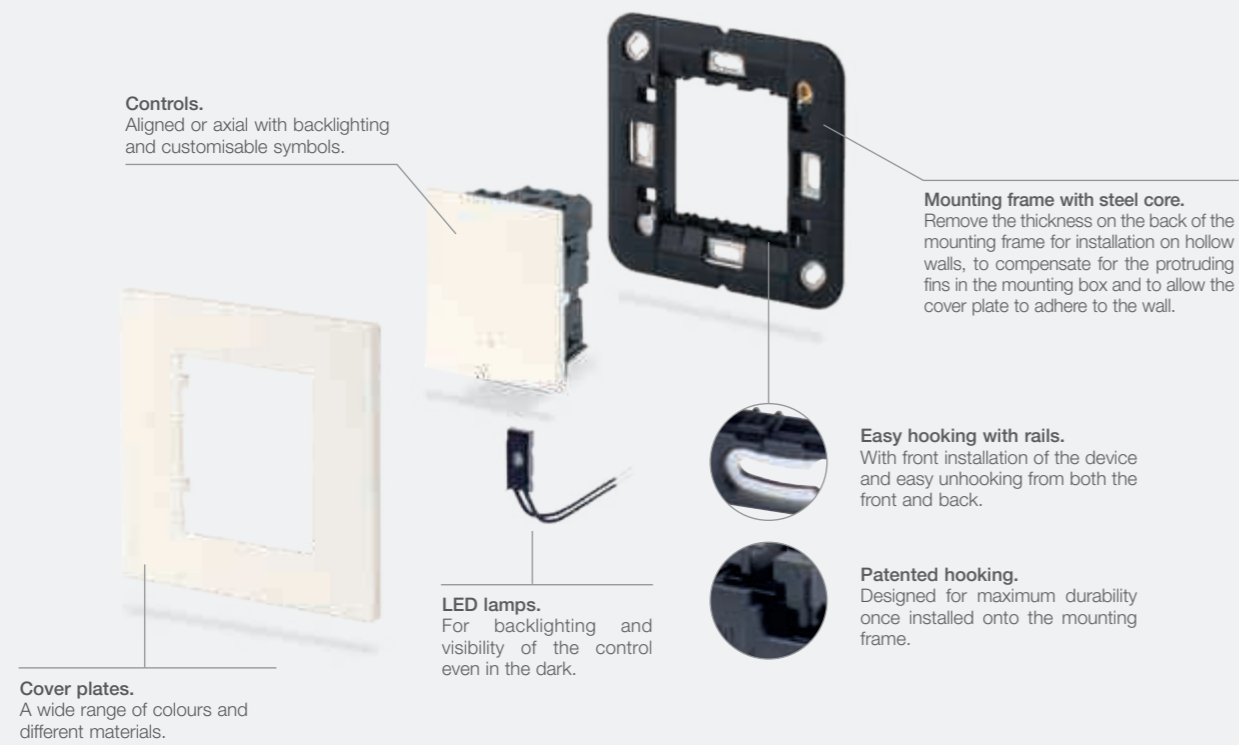


Ø 60 mm mounting boxes for hollow walls

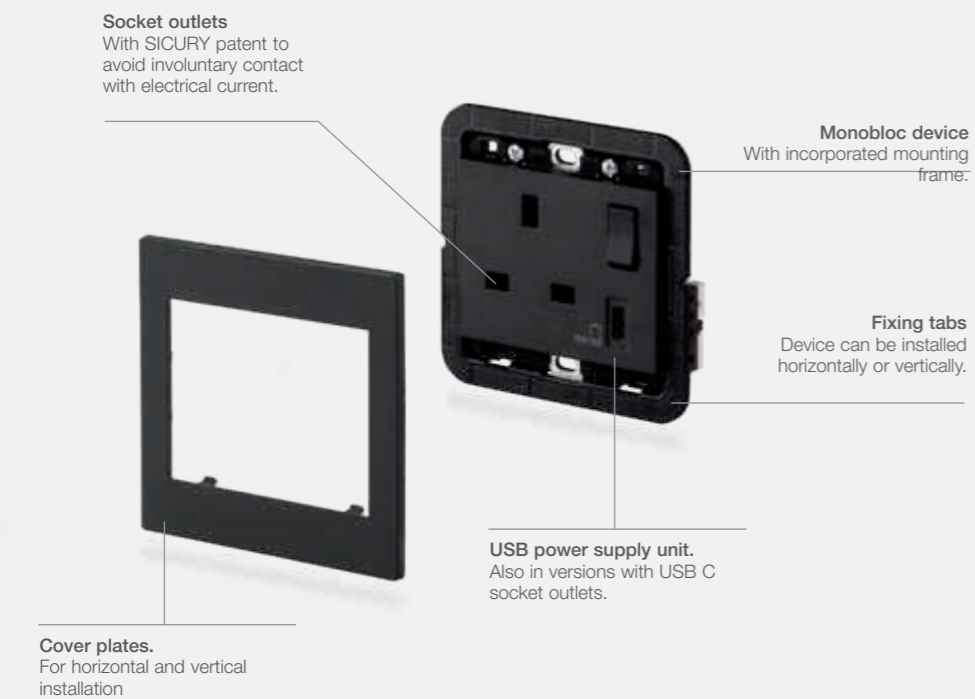


Composition	Boxes	Mounting frames	Devices	Cover plates
<p>2 modules</p>	<p>flush mounting for masonry walls</p>	<p>2-modules with removable claws</p>	<p>1 module + 2 half blank modules</p>	<p>2 modules</p>
			<p>2 x 1 module</p>	
<p>2 modules</p>	<p>flush mounting for hollow walls and mounting frames without claws</p>	<p>2-modules without screws</p>	<p>2 modules</p>	
			<p>2 modules</p>	

Installation methods for British standard Modular device installation.




Monobloc device installation (with incorporated mounting frame)



Composition	Boxes	Mounting frames	Devices	Cover plates
<p>1 module, modular installation</p>	<p>Square mounting box. Distance between centres: 60.3 mm</p>	<p>1 module, with screws</p>	<p>1 x 1 module + 2 x 1/2 modules (blank module)</p>	<p>2 modules</p>
<p>2 modules, modular installation (1, 2 1-way switches)</p>	<p>Square mounting box. Distance between centres: 60.3 mm</p>	<p>2 modules, with screws</p>	<p>2 x 1 module 1 x 2 modules</p>	<p>2 modules</p>
<p>3-module or monobloc device</p>	<p>Square mounting box. Distance between centres: 60.3 mm</p>	<p>3 modules, with screws</p>	<p>Current socket outlet, monobloc device "ON/OFF" unit, monobloc device</p>	<p>Monobloc, horizontal installation Monobloc, vertical installation</p>
<p>5-module or monobloc device</p>	<p>Rectangular mounting box. Distance between centres: 120.6 mm</p>	<p>5 modules, with screws</p>	<p>Double socket outlet, monobloc device 2 x 2 modules + 1 x 1 module (blank module)</p>	<p>5 modules</p>

Installation methods

Installation with 71 mm distance between centres
(German and French standard)



Controls.
Aligned or axial with backlighting and customisable symbols.

Mounting frame
In plastic, with modular structure, for cover plates with 2+2 to 2+2+2+2 modules.

Electrical socket outlets.
A wide range of 1- and 2-module socket outlets, available in all the main international standards.

Multi-modular cover plates
A wide range of cover plates with between 2+2 and 2+2+2+2 modules, for vertical and horizontal installation.

PATENTED VIMAR

• **Smartfix screwless terminals, patented solution:** easy, quick and safe wiring. The new quick-wiring terminals, thanks to the separate terminals of the spring contact (Smartfix patent), let you wire cables of different types and cross-sections in the same terminal, ensuring they are fully secure.



Composition	Boxes	Mounting frames	Devices	Cover plates
<p>2 modules, mounting box with ø 60 and 65 mm</p>			<p>2 modules</p>	<p>2 modules</p>
<p>2+2 modules, 71 mm distance between centres</p>			<p>2 x 2 modules vertical</p> <p>2 x 2 modules horizontal</p>	<p>vertical arrangement</p> <p>horizontal arrangement</p>
<p>2+2+2 modules, 71 mm distance between centres</p>			<p>3 x 2 modules vertical</p> <p>3 x 2 modules horizontal</p>	<p>vertical arrangement</p> <p>horizontal arrangement</p>
<p>2+2+2+2 modules, 71 mm distance between centres</p>			<p>4 x 2 modules horizontal</p>	<p>horizontal arrangement</p>

Installation methods

Linea with XT platform





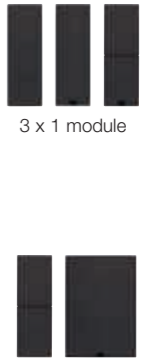

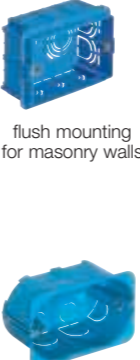




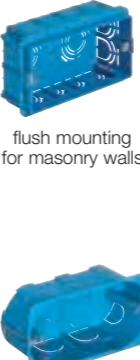



Installation on the back.
The power supply node of the devices and actuators should be installed on the back of the mounting frame.

Mounting frame.
With high mechanical rigidity, made of reinforced polyamide.

Front installation of modules.
Simple, precise and quick.

Customisation.
Using dynamic LED icons or applying a label with the symbols chosen from a wide library.

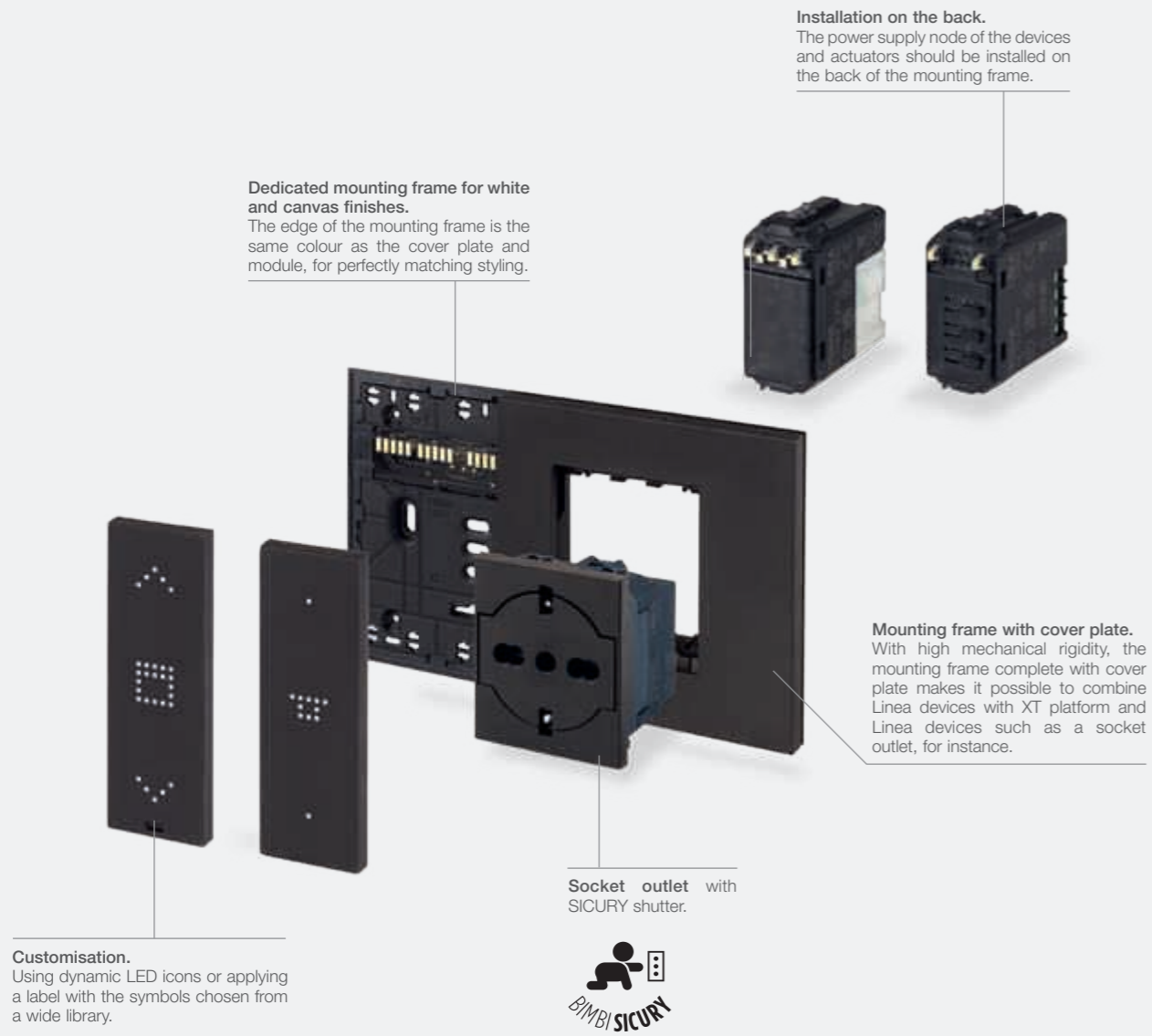
Proximity sensor.
Thanks to the proximity sensor, the devices are activated as soon as they are touched.

Composition	Boxes	Devices (back of mounting frame)	Mounting frames	Devices (front of mounting frame)
 <p>2 modules</p>	 <p>flush mounting for hollow walls and mounting frames without claws</p>	 <p>1 power supply node 1 actuator</p>	 <p>without screws</p>	 <p>3 x 1 module 1 x 1 module and 1 x 2 modules</p>
 <p>3 modules</p>	 <p>flush mounting for masonry walls flush mounting for hollow walls</p>	 <p>1 power supply node 2 actuators</p>	 <p>with screws</p>	 <p>4 x 1 module 2 x 1 module and 1 x 2 modules 2 x 2 modules</p>
 <p>4 modules</p>	 <p>flush mounting for masonry walls flush mounting for hollow walls</p>	 <p>1 power supply node 3 actuators</p>	 <p>with screws</p>	 <p>5 x 1 module 3 x 1 module and 1 x 2 modules 1 x 1 module and 2 x 2 modules</p>

Linea with XT Platform must be installed on 47 mm deep BS boxes (when using XT 230 V modules, the boxes must be metallic and the ground terminal must be connected).

Installation methods

Linea with XT platform and Linea



Composition	Boxes	Devices (back of mounting frame)	Mixed mounting frames (electrified and for Linea cover plate)	Devices (front of mounting frame)
<p>3 modules</p>	<p>flush mounting for masonry walls</p> <p>flush mounting for hollow walls</p>	<p>1 power supply node</p>	<p>with screws</p>	<p>XT platform: 1 x 1 module + Linea: 2 x 1 module</p> <p>XT platform: 1 x 1 module + Linea: 1 x 2 modules</p>
<p>4 modules</p>	<p>flush mounting for masonry walls</p> <p>flush mounting for hollow walls</p>	<p>1 power supply node</p> <p>1 actuator</p>	<p>with screws</p>	<p>XT platform: 2 x 1 module + Linea: 2 x 1 module</p> <p>XT platform: 2 x 1 module + Linea: 1 x 2 modules</p> <p>XT platform: 1 x 2 modules + Linea: 1 x 2 modules</p>

Black	White	Canvas
-------	-------	--------

Blank modules and cable outlets

<p>30040.G Half blank module. Depth: 8,6 mm</p>	<p>30041.G Blank module. Depth: 9,2 mm</p>	<p>▲30042.G Blank module - 2 modules. Depth: 14,1 mm</p>	<p>30040.B Half blank module. Depth: 8,6 mm</p>	<p>30041.B Blank module. Depth: 9,2 mm</p>	<p>▲30042.B Blank module - 2 modules. Depth: 14,1 mm</p>	<p>30040.C Half blank module. Depth: 8,6 mm</p>	<p>30041.C Blank module. Depth: 9,2 mm</p>	<p>▲30042.C Blank module - 2 modules. Depth: 14,1 mm</p>
<p>30044.G Cable outlet. Depth: 24,7 mm</p>	<p>30044.B Cable outlet. Depth: 24,7 mm</p>	<p>30044.C Cable outlet. Depth: 24,7 mm</p>						

Aligned 1P 250 V~ 1-way switches (lightable°)

<p>30000.G 10 AX. Depth: 31,8 mm</p> <p>▲30000.FXG As above, screwless terminals. Depth: 35,5 mm</p>	<p>30000.2G 10 AX. - 2 modules Depth: 32,3 mm</p> <p>▲30000.FX2G As above, screwless terminals. Depth: 36 mm</p>	<p>30000.B 10 AX. Depth: 31,8 mm</p> <p>▲30000.FXB As above, screwless terminals. Depth: 35,5 mm</p>	<p>30000.2B 10 AX. - 2 modules Depth: 32,3 mm</p> <p>▲30000.FX2B As above, screwless terminals. Depth: 36 mm</p>	<p>30000.C 10 AX. Depth: 31,8 mm</p> <p>▲30000.FXC As above, screwless terminals. Depth: 35,5 mm</p>	<p>30000.2C 10 AX. - 2 modules Depth: 32,3 mm</p> <p>▲30000.FX2C As above, screwless terminals. Depth: 36 mm</p>
--	--	--	--	--	--

Aligned 1P 250 V~ 2-way switches (lightable°)

<p>30004.G 10 AX. Depth: 31,8 mm</p> <p>▲30004.FXG As above, screwless terminals. Depth: 35,5 mm</p>	<p>30004.2G 10 AX. - 2 modules Depth: 32,3 mm</p> <p>30004.FX2G As above, screwless terminals. Depth: 36 mm</p>	<p>30004.B 10 AX. Depth: 31,8 mm</p> <p>▲30004.FXB As above, screwless terminals. Depth: 35,5 mm</p>	<p>30004.2B 10 AX. - 2 modules Depth: 32,3 mm</p> <p>▲30004.FX2B As above, screwless terminals. Depth: 36 mm</p>	<p>30004.C 10 AX. Depth: 31,8 mm</p> <p>▲30004.FXC As above, screwless terminals. Depth: 35,5 mm</p>	<p>30004.2C 10 AX. - 2 modules Depth: 32,3 mm</p> <p>▲30004.FX2C As above, screwless terminals. Depth: 36 mm</p>
--	---	--	--	--	--

Aligned 1P 250 V~ reversing switches (lightable°)

<p>30012.G 10 AX. Depth: 35,5 mm</p>	<p>30012.2G 10 AX. - 2 modules Depth: 36 mm</p>	<p>30012.B 10 AX. Depth: 35,5 mm</p>	<p>30012.2B 10 AX. - 2 modules Depth: 36 mm</p>	<p>30012.C 10 AX. Depth: 35,5 mm</p>	<p>30012.2C 10 AX. - 2 modules Depth: 36 mm</p>
---	--	---	--	---	--

Black	White	Canvas
-------	-------	--------

Aligned 1P NO 250 V~ push buttons (lightable°)

<p>30008.G 10 A. Depth: 31,8 mm</p> <p>▲30008.FXG As above, screwless terminals. Depth: 35,5 mm</p>	<p>30008.2G 10 A. - 2 modules Depth: 32,3 mm</p> <p>▲30008.FX2G As above, screwless terminals. Depth: 36 mm</p>	<p>30008.B 10 A. Depth: 31,8 mm</p> <p>▲30008.FXB As above, screwless terminals. Depth: 35,5 mm</p>	<p>30008.2B 10 A. - 2 modules Depth: 32,3 mm</p> <p>▲30008.FX2B As above, screwless terminals. Depth: 36 mm</p>	<p>30008.C 10 A. Depth: 31,8 mm</p> <p>▲30008.FXC As above, screwless terminals. Depth: 35,5 mm</p>	<p>30008.2C 10 A. - 2 modules Depth: 32,3 mm</p> <p>▲30008.FX2C As above, screwless terminals. Depth: 36 mm</p>
---	---	---	---	---	---

Axial 1P 1-way switches 250 V~ (lightable°)

<p>30000A.G 10 AX. Depth: 31,8 mm</p> <p>▲30000A.FXG As above, screwless terminals. Depth: 35,5 mm</p>	<p>30000A.2G 10 AX. - 2 modules Depth: 32,3 mm</p> <p>▲30000A.FX2G As above, screwless terminals. Depth: 36 mm</p>	<p>30000A.B 10 AX. Depth: 31,8 mm</p> <p>▲30000A.FXB As above, screwless terminals. Depth: 35,5 mm</p>	<p>30000A.2B 10 AX. - 2 modules Depth: 32,3 mm</p> <p>▲30000A.FX2B As above, screwless terminals. Depth: 36 mm</p>	<p>30000A.C 10 AX. Depth: 31,8 mm</p> <p>▲30000A.FXC As above, screwless terminals. Depth: 35,5 mm</p>	<p>30000A.2C 10 AX. - 2 modules Depth: 32,3 mm</p> <p>▲30000A.FX2C As above, screwless terminals. Depth: 36 mm</p>
--	--	--	--	--	--

Axial 1P 2-way switches 250 V~ (lightable°)

<p>30004A.G 10 AX. Depth: 31,8 mm</p> <p>▲30004A.FXG As above, screwless terminals. Depth: 35,5 mm</p>	<p>30004A.2G 10 AX. - 2 modules Depth: 32,3 mm</p> <p>▲30004A.FX2G As above, screwless terminals. Depth: 36 mm</p>	<p>30004A.B 10 AX. Depth: 31,8 mm</p> <p>▲30004A.FXB As above, screwless terminals. Depth: 35,5 mm</p>	<p>30004A.2B 10 AX. - 2 modules Depth: 32,3 mm</p> <p>▲30004A.FX2B As above, screwless terminals. Depth: 36 mm</p>	<p>30004A.C 10 AX. Depth: 31,8 mm</p> <p>▲30004A.FXC As above, screwless terminals. Depth: 35,5 mm</p>	<p>30004A.2C 10 AX. - 2 modules Depth: 32,3 mm</p> <p>▲30004A.FX2C As above, screwless terminals. Depth: 36 mm</p>
--	--	--	--	--	--

Axial 1P reversing switches 250 V~ (lightable°)

<p>30012A.G 10 AX. Depth: 35,5 mm</p>	<p>30012A.2G 10 AX. - 2 modules Depth: 36 mm</p>	<p>30012A.B 10 AX. Depth: 35,5 mm</p>	<p>30012A.2B 10 AX. - 2 modules Depth: 36 mm</p>	<p>30012A.C 10 AX. Depth: 35,5 mm</p>	<p>30012A.2C 10 AX. - 2 modules Depth: 36 mm</p>
--	---	--	---	--	---

Black	White	Canvas
-------	-------	--------

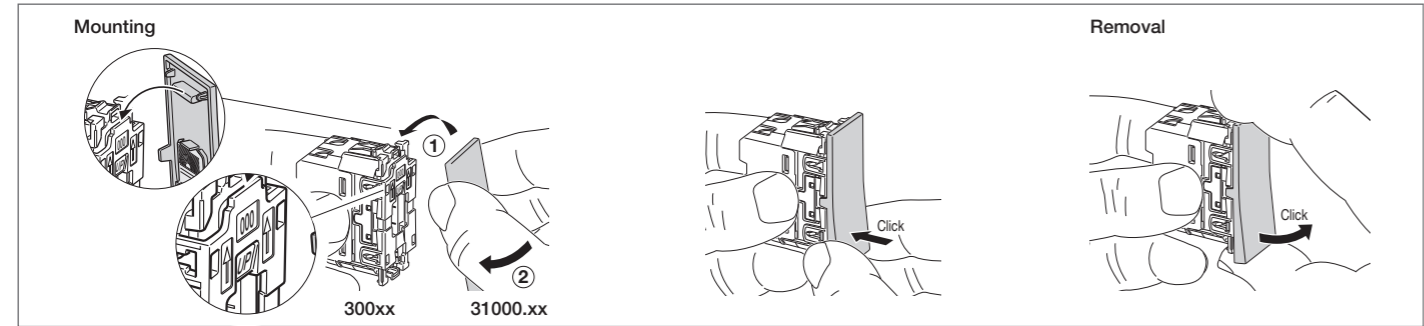
Axial 1P NO push buttons 250 V~ (lightable°)

<p>30008A.G 10 A. Depth: 31.8 mm</p> <p>▲ 30008A.FXG As above, screwless terminals. Depth: 35.5 mm</p>	<p>30008A.2G 10 A. - 2 modules Depth: 32.3 mm</p> <p>▲ 30008A.FX2G As above, screwless terminals. Depth: 36 mm</p>	<p>30008A.B 10 A. Depth: 31.8 mm</p> <p>▲ 30008A.FXB As above, screwless terminals. Depth: 35.5 mm</p>	<p>30008A.2B 10 A. - 2 modules Depth: 32.3 mm</p> <p>▲ 30008A.FX2B As above, screwless terminals. Depth: 36 mm</p>	<p>30008A.C 10 A. Depth: 31.8 mm</p> <p>▲ 30008A.FXC As above, screwless terminals. Depth: 35.5 mm</p>	<p>30008A.2C 10 A. - 2 modules Depth: 32.3 mm</p> <p>▲ 30008A.FX2C As above, screwless terminals. Depth: 36 mm</p>
--	--	--	--	--	--

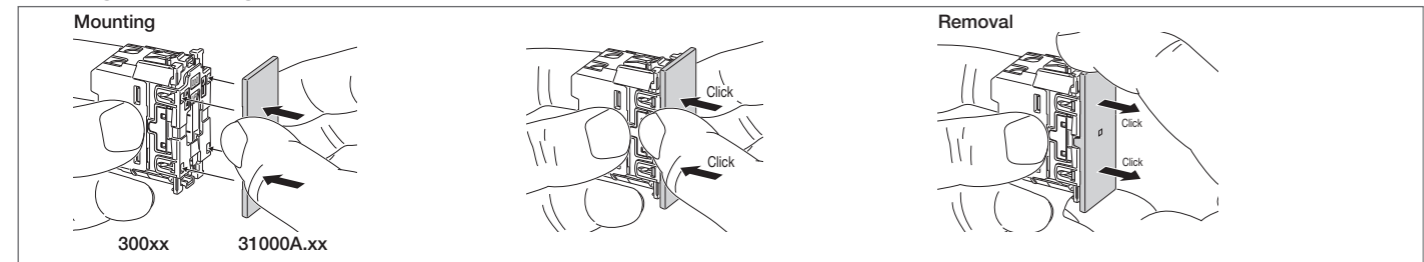
Lightable mechanisms for aligned and axial 250 V~ buttons (common devices for the three versions)

<p>30000 1-way switch 1P 10 AX. Depth: 31.8 mm</p> <p>▲ 30000.FX As above, screwless terminals. Depth: 35.5 mm</p>	<p>30000.2 1-way switch 1P 10 AX. - 2 modules Depth: 32.3 mm</p> <p>▲ 30000.FX2 As above, screwless terminals. Depth: 36 mm</p>	<p>30004 2-way switch 1P 10 AX. Depth: 31.8 mm</p> <p>▲ 30004.FX As above, screwless terminals. Depth: 35.5 mm</p>	<p>30004.2 2-way switch 1P 10 AX. - 2 modules Depth: 32.3 mm</p> <p>▲ 30004.FX2 As above, screwless terminals. Depth: 36 mm</p>	<p>30012 1P 10 AX reversing switch. Depth: 35.5 mm</p>	<p>30012.2 1P 10 AX reversing switch. - 2 modules Depth: 35.5 mm</p>	<p>30008 Push button 1P NO 10A. Depth: 31.8 mm</p> <p>▲ 30008.FX As above, screwless terminals. Depth: 35.5 mm</p>	<p>30008.2 Push button 1P NO 10A. - 2 modules Depth: 32.3 mm</p> <p>▲ 30008.FX2 As above, screwless terminals. Depth: 36 mm</p>
--	---	--	---	---	---	--	---

Mounting and removing the aligned button from the mechanism



Mounting and removing the axial button from the mechanism



Black	White	Canvas
-------	-------	--------

1-module aligned interchangeable buttons for control mechanisms (lightable°)

<p>31000.G No symbol</p>	<p>31000S.G Vertical light beam</p>	<p>31000.CG Bell symbol</p>	<p>31000.B No symbol</p>	<p>31000S.B Vertical light beam</p>	<p>31000.CB Bell symbol</p>	<p>31000.C No symbol</p>	<p>31000S.C Vertical light beam</p>	<p>31000.CC Bell symbol</p>
<p>31000.LG Light symbol</p>	<p>31000.PG Key symbol</p>	<p>31000.DG With lightable and customisable diffuser</p>	<p>31000.LB Light symbol</p>	<p>31000.PB Key symbol</p>	<p>31000.DB With lightable and customisable diffuser</p>	<p>31000.LC Light symbol</p>	<p>31000.PC Key symbol</p>	<p>31000.DC With lightable and customisable diffuser</p>

2-module aligned interchangeable buttons for control mechanisms (lightable°)

<p>31000.2G No symbol</p>	<p>31000S.2G Vertical light beam</p>	<p>31000.2CG Bell symbol</p>	<p>31000.2B No symbol</p>	<p>31000S.2B Vertical light beam</p>	<p>31000.2CB Bell symbol</p>	<p>31000.2C No symbol</p>	<p>31000S.2C Vertical light beam</p>	<p>31000.2CC Bell symbol</p>
<p>31000.2LG Light symbol</p>	<p>31000.2PG Key symbol</p>	<p>31000.2DG With lightable and customisable diffuser</p>	<p>31000.2LB Light symbol</p>	<p>31000.2PB Key symbol</p>	<p>31000.2DB With lightable and customisable diffuser</p>	<p>31000.2LC Light symbol</p>	<p>31000.2PC Key symbol</p>	<p>31000.2DC With lightable and customisable diffuser</p>

1-module axial interchangeable buttons for control mechanisms (lightable°)

<p>31000A.G No symbol</p>	<p>31000A.CG Bell symbol</p>	<p>31000A.LG Light symbol</p>	<p>31000A.B No symbol</p>	<p>31000A.CB Bell symbol</p>	<p>31000A.LB Light symbol</p>	<p>31000A.C No symbol</p>	<p>31000A.CC Bell symbol</p>	<p>31000A.LC Light symbol</p>
<p>31000A.PG Key symbol</p>	<p>31000A.DG With lightable and customisable diffuser</p>	<p>31000A.PB Key symbol</p>	<p>31000A.DB With lightable and customisable diffuser</p>	<p>31000A.PC Key symbol</p>	<p>31000A.DC With lightable and customisable diffuser</p>			

Black	White	Canvas
-------	-------	--------

2-module axial interchangeable buttons for control mechanisms (lightable°)

<p>31000A.2G No symbol</p>	<p>31000A.2CG Bell symbol</p>	<p>31000A.2LG Light symbol</p>	<p>31000A.2B No symbol</p>	<p>31000A.2CB Bell symbol</p>	<p>31000A.2LB Light symbol</p>	<p>31000A.2C No symbol</p>	<p>31000A.2CC Bell symbol</p>	<p>31000A.2LC Light symbol</p>
<p>31000A.2PG Key symbol</p>	<p>31000A.2DG With lightable and customisable diffuser</p>	<p>31000A.2PB Key symbol</p>	<p>31000A.2DB With lightable and customisable diffuser</p>	<p>31000A.2PC Key symbol</p>	<p>31000A.2DC With lightable and customisable diffuser</p>			

Traditional 1P 250 V~ 1-way rocker switches (lightable°)

<p>30020.G 10 AX. Depth: 23,5 mm</p>	<p>30020.B 10 AX. Depth: 23,5 mm</p>	<p>30020.C 10 AX. Depth: 23,5 mm</p>
---	---	---

Traditional 1P 250 V~ 2-way rocker switches (lightable°)

<p>30024.G 10 AX. Depth: 23,5 mm</p>	<p>30024.B 10 AX. Depth: 23,5 mm</p>	<p>30024.C 10 AX. Depth: 23,5 mm</p>
---	---	---

Traditional 1P 250 V~ reversing rocker switches (with white 110-250 V LED lighting as standard)

<p>30032.G 10 AX. Depth: 27,2 mm</p>	<p>30032.LG 10 AX, with 250V~ white LED. Depth: 27,2 mm</p>	<p>30032.B 10 AX. Depth: 27,2 mm</p>	<p>30032.LB 10 AX, with 250V~ white LED. Depth: 27,2 mm</p>	<p>30032.C 10 AX. Depth: 27,2 mm</p>	<p>30032.LC 10 AX, with 250V~ white LED. Depth: 27,2 mm</p>
---	--	---	--	---	--

Black	White	Canvas
-------	-------	--------

250 V~ NO-NC change-over 1P push buttons (lightable°)

<p>30010.G 10 A. Depth: 31,8 mm</p>	<p>30010.B 10 A. Depth: 31,8 mm</p>	<p>30010.C 10 A. Depth: 31,8 mm</p>
--	--	--

Quid - Magnetic relay module for lighting (backfit)

<p>03991 ON/OFF sequence pulse relay module, 1 input for NO push button, 1 NO 10 A 220-240 V~ 50/60 Hz relay output, for backfit</p>	<p>03992 ON/OFF sequence pulse relay module, 1 input for NO push button, 1 input for reset push button, 1 NO 10 A 220-240 V~ 50/60 Hz relay output, luminous signalling of load status, for backfit</p>	<p>03993 ON/OFF sequence pulse relay module, 1 input for NO push button, 2 NO 10 A 220-240 V~ 50/60 Hz sequence relay outputs, for backfit</p>
<p>03994 Magnetic Quid relay module with sequential ON/OFF pulses, 1 input for NO push button on phase (L) or on neutral (N), 1 NO 10 AX 220-240 V~ 50/60 Hz relay output, flush mounting (retrofit, shunting or under blank module)</p>	<p>▲01490 Quid silent magnetic relay module with sequential ON/OFF pulses, 1 input for NO push button, 1 input for NO reset push button, 1x10 A 220-240 V~ 50/60 Hz volt-free output, installation on DIN rail (60715 TH35), occupies 1 module size 17.5 mm</p>	<p>▲03998 Quid galvanic dividing module, 1 input for NO reset push button from system A (Slave), 1 input for NO reset push button from system B (master), 1 input for system A (slave) neutral, 1 input for system B (master) phase, installation in junction boxes or connector block boxes</p>
<p>00945.G LED signalling unit for aligned and axial controls, for Quid pulse relay module with pulse control push buttons 03992, green</p>		

Dimmers**

<p>30135.G Universal. Depth: 43 mm 30135.120G As above, 120 V~</p>	<p>30135.B Universal. Depth: 43 mm 30135.120B As above, 120 V~</p>	<p>30135.C Universal. Depth: 43 mm 30135.120C As above, 120 V~</p>
--	--	--

Black	White	Canvas
-------	-------	--------

Infrared switches

<p>30181.G Lighting switch, NO 6 A relay output, 220-240 V~ 50/60 Hz Depth: 41 mm</p>	<p>30181.120G Lighting switch, NO 6 A relay output, 120 V~ 50/60 Hz Depth: 41 mm</p>	<p>30181.B Lighting switch, NO 6 A relay output, 220-240 V~ 50/60 Hz Depth: 41 mm</p>	<p>30181.120B Lighting switch, NO 6 A relay output, 120 V~ 50/60 Hz Depth: 41 mm</p>	<p>30181.C Lighting switch, NO 6 A relay output, 220-240 V~ 50/60 Hz Depth: 41 mm</p>	<p>30181.120C Lighting switch, NO 6 A relay output, 120 V~ 50/60 Hz Depth: 41 mm</p>
<p>30186.G Bedside switch, NO 6 A relay output, 220-240 V~ 50/60 Hz Depth: 41 mm</p>	<p>30186.B Bedside switch, NO 6 A relay output, 220-240 V~ 50/60 Hz Depth: 41 mm</p>	<p>30186.C Bedside switch, NO 6 A relay output, 220-240 V~ 50/60 Hz Depth: 41 mm</p>			

02690
Lighting switch, 2000 W incandescent lamps,
CFL 10-1000 W, LED 100 W, 220-240 V~
50/60 Hz, ceiling mounting

2P 250 V~ 1-way rocker switches (lightable°)

<p>30016.G 20 AX. Depth: 30,4 mm</p>	<p>30016.2G 20 AX - 2 modules. Depth: 30,4 mm</p>	<p>30016.B 20 AX. Depth: 30,4 mm</p>	<p>30016.2B 20 AX - 2 modules. Depth: 30,4 mm</p>	<p>30016.C 20 AX. Depth: 30,4 mm</p>	<p>30016.2C 20 AX - 2 modules. Depth: 30,4 mm</p>
---	--	---	--	---	--

1P NO 10 A push buttons 250 V~

<p>30066.G Two NO 10 A, independents. Depth: 24,2 mm</p>	<p>30066.B Two NO 10 A, independents. Depth: 24,2 mm</p>	<p>30066.C Two NO 10 A, independents. Depth: 24,2 mm</p>
---	---	---

1P special switches 250 V~

30050
1P NO 10 A push button, luminous
name plate, for LED signalling unit LED
00935... and 00936... (not supplied)
- 2 modules. Depth: 26,5 mm

Black	White	Canvas
-------	-------	--------

1P special switches 250 V~

<p>30054.G NO-NC 10A change-over 1P push button with pull-cord Depth: 23,5 mm</p>	<p>30054.B NO-NC 10A change-over 1P push button with pull-cord Depth: 23,5 mm</p>	<p>30054.C NO-NC 10A change-over 1P push button with pull-cord Depth: 23,5 mm</p>
--	--	--

250 V~ controls with direction arrows

<p>30060.G 1P 10 AX 2-way switch, OFF-central. Depth: 25,2 mm</p>	<p>30061.G 2P 10 AX 2-way switch, OFF-central. Depth: 35,8 mm</p>	<p>30062.G 2 1P NO 10 A push buttons, interlocked. Depth: 24,2 mm</p>	<p>30060.B 1P 10 AX 2-way switch, OFF-central. Depth: 25,2 mm</p>	<p>30061.B 2P 10 AX 2-way switch, OFF-central. Depth: 35,8 mm</p>	<p>30062.B 2 1P NO 10 A push buttons, interlocked. Depth: 24,2 mm</p>	<p>30060.C 1P 10 AX 2-way switch, OFF-central. Depth: 25,2 mm</p>	<p>30061.C 2P 10 AX 2-way switch, OFF-central. Depth: 35,8 mm</p>	<p>30062.C 2 1P NO 10 A push buttons, interlocked. Depth: 24,2 mm</p>
--	--	--	--	--	--	--	--	--

Quid - Electronic 2-way switch for roller shutter

<p>30196.G Slat orientation, with relay outputs for cosφ 0,6 motor 2 A 220-240 V~ 50/60 Hz, position saving. Depth: 41,5 mm</p>	<p>30196.B Slat orientation, with relay outputs for cosφ 0,6 motor 2 A 220-240 V~ 50/60 Hz, position saving. Depth: 41,5 mm</p>	<p>30196.C Slat orientation, with relay outputs for cosφ 0,6 motor 2 A 220-240 V~ 50/60 Hz, position saving. Depth: 41,5 mm</p>
--	--	--

Quid - Electronic relay module and control unit module for roller shutters (backfit)

<p>03996 Centralizable relay module, slat orientation, with relay outputs for cosφ 0,6 motor 2 A 220-240 V~ 50/60 Hz, position saving, for backfit or junction boxes installation</p>	<p>03997 control unit module, 2 inputs for NO push button, 6 outputs for Quid roller shutter relay module (03996), 220-240 V~ 50/60 Hz power supply, for backfit or junction boxes installation</p>
--	--

Devices • Socket outlets

Black	White	Canvas
-------	-------	--------


Radiofrequency smart devices



01796.2
Multi-function actuator with relay output NO 10 A 230 V~ programmable with switch function for local control, transferable local input as ON/OFF control for other **EnOcean**® actuators, 230 V~ 50/60 Hz power supply




30502
4-button flat device with RF transmission, 868 MHz, **EnOcean**® standard, to be completed with buttons 31506+31506.2 - 2 modules



30504
4-button flat device with RF transmission, 2.4 GHz, **Bluetooth**® Low Energy *wireless technology*, to be completed with buttons 31506+31506.2 - 2 modules

Compatible with **CASAMBI**
Compatible with View Wireless system



30506
4-button flat device with RF transmission, 2.4 GHz, **Zigbee Green Power** and **Friends of Hue** standard, to be completed with buttons 19506 31506+31506.2 - 2 modules




31506.G
Pair of 1-module buttons for RF devices, customizable



31506.2G
2-module button for RF devices, customizable



31506.B
Pair of 1-module buttons for RF devices, customizable



31506.2B
2-module button for RF devices, customizable



31506.C
Pair of 1-module buttons for RF devices, customizable



31506.2C
2-module button for RF devices, customizable




30507.G
Frame for RF devices surface mounting, for 2 modules cover plates



30507.B
Frame for RF devices surface mounting, for 2 modules cover plates

SICURY 2P+E Italian standard socket outlets 250 V~



30201.G
10 A, P11, Depth: 28,1 mm



30203.G
Bpresa 16 A, P17/11, Depth: 28,1 mm



30201.B
10 A, P11, Depth: 28,1 mm



30203.B
Bpresa 16 A, P17/11, Depth: 28,1 mm



30201.C
10 A, P11, Depth: 28,1 mm



30203.C
Bpresa 16 A, P17/11, Depth: 28,1 mm

Socket outlets

Black	White	Canvas
-------	-------	--------

SICURY 2P+E Italian standard socket outlets 250 V~



30211.G
16 A universal flush-fitting socket outlet, P40 - 2 modules
Depth: 30,4 mm



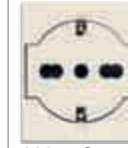
30210.G
16 A, P40, universal - 2 modules.
Depth: 30,4 mm



30211.B
16 A universal flush-fitting socket outlet, P40 - 2 modules
Depth: 30,4 mm



30210.B
16 A, P40, universal - 2 modules.
Depth: 30,4 mm



30211.C
16 A universal flush-fitting socket outlet, P40 - 2 modules
Depth: 30,4 mm



30210.C
16 A, P40, universal - 2 modules.
Depth: 30,4 mm

250 V~ Italian standard socket outlets with USB power supply units



30210.USBG
SICURY 2P+E 16 A universal, 1 USB C 5 V 3 A - 2 modules.
Depth: 46,7 mm



30210.USBB
SICURY 2P+E 16 A universal, 1 USB C 5 V 3 A - 2 modules.
Depth: 46,7 mm



30210.USBC
SICURY 2P+E 16 A universal, 1 USB C 5 V 3 A - 2 modules.
Depth: 46,7 mm

SICURY 2P+E socket outlets 250 V~ (for dedicated supply lines)



30203.R
Bpresa 16 A, P17/11, red.
Depth: 28,1 mm



30210.R
16 A, P40, universal, red - 2 modules.
Depth: 30,4 mm

Socket outlets 250 V~ - German standard



30208.G
SICURY 2P+E 16 A, German standard - 2 modules.
Depth: 33,4 mm



30208.CG
SICURY 2P+E 16 A, German standard, with cover - 2 modules.
Depth: 34,1 mm



30208.B
SICURY 2P+E 16 A, German standard - 2 modules.
Depth: 33,4 mm



30208.CB
SICURY 2P+E 16 A, German standard, with cover - 2 modules.
Depth: 34,1 mm



30208.C
SICURY 2P+E 16 A, German standard - 2 modules.
Depth: 33,4 mm



30208.CC
SICURY 2P+E 16 A, German standard, with cover - 2 modules.
Depth: 34,1 mm

▲ **30208.FXG**
As above, screwless terminals.
Depth: 38,8 mm

▲ **30208.FXCG**
As above, screwless terminals.
Depth: 38,8 mm

▲ **30208.FXB**
As above, screwless terminals.
Depth: 38,8 mm

▲ **30208.FXCB**
As above, screwless terminals.
Depth: 38,8 mm

▲ **30208.FXC**
As above, screwless terminals.
Depth: 38,8 mm

▲ **30208.FXCC**
As above, screwless terminals.
Depth: 38,8 mm

250 V~ German standard socket outlets with USB power supply units



▲ **30208.USBG**
SICURY 2P+T 16 A German standard, USB 18 W power supply unit with 1 type C output for Power Delivery - 2 modules
Depth: 35,9 mm



▲ **30208.USBB**
SICURY 2P+T 16 A German standard, USB 18 W power supply unit with 1 type C output for Power Delivery - 2 modules
Depth: 35,9 mm



▲ **30208.USBC**
SICURY 2P+T 16 A German standard, USB 18 W power supply unit with 1 type C output for Power Delivery - 2 modules
Depth: 35,9 mm

Socket outlets

Black	White	Canvas
-------	-------	--------

Socket outlets 250 V~ - French standard

<p>30212.G SICURY 2P+E 16 A, French - 2 modules. Depth: 30,4 mm</p>	<p>30212.FLFXG Flat 2P+E 16 A SICURY, French, screwless - 2 modules. Depth: 35,8 mm</p>	<p>30212.B SICURY 2P+E 16 A, French - 2 modules. Depth: 30,4 mm</p>	<p>30212.FLFXB Flat 2P+E 16 A SICURY, French, screwless - 2 modules. Depth: 35,8 mm</p>	<p>30212.C SICURY 2P+E 16 A, French - 2 modules. Depth: 30,4 mm</p>	<p>30212.FLFXC Flat 2P+E 16 A SICURY, French, screwless - 2 modules. Depth: 35,8 mm</p>
<p>▲ 30212.CG SICURY 2P+E 16 A, French standard, with cover - 2 modules. Depth: 30,4 mm</p>	<p>▲ 30212.CB SICURY 2P+E 16 A, French standard, with cover - 2 modules. Depth: 30,4 mm</p>	<p>▲ 30212.CC SICURY 2P+E 16 A, French standard, with cover - 2 modules. Depth: 30,4 mm</p>			
<p>▲ 30214.G SICURY 2P+E 5 A, British standard - 2 modules. Depth: 22,3 mm</p>	<p>▲ 30219.G SICURY 2P+E 13 A, British standard - 2 modules. Depth: 23,3 mm</p>	<p>▲ 30214.B SICURY 2P+E 5 A, British standard - 2 modules. Depth: 22,3 mm</p>	<p>▲ 30219.B SICURY 2P+E 13 A, British standard - 2 modules. Depth: 23,3 mm</p>	<p>▲ 30214.C SICURY 2P+E 5 A, British standard - 2 modules. Depth: 22,3 mm</p>	<p>▲ 30219.C SICURY 2P+E 13 A, British standard - 2 modules. Depth: 23,3 mm</p>

Socket outlets 250 V~ - Israeli standard

<p>30240.G SICURY 2P+E 16 A, Israeli - 2 modules. Depth: 34,6 mm</p>	<p>30240.B SICURY 2P+E 16 A, Israeli - 2 modules. Depth: 34,6 mm</p>	<p>30240.C SICURY 2P+E 16 A, Israeli - 2 modules. Depth: 34,6 mm</p>
---	---	---

127 V~ American standard socket outlets

<p>30242.G SICURY 2P+E 15 A, USA - 2 modules. Depth: 31,8 mm</p>	<p>30243.G Two SICURY 2P+E 15 A, USA - 3 modules. Depth: 30,5 mm</p>	<p>30242.B SICURY 2P+E 15 A, USA. Depth: 31,8 mm</p>	<p>30243.B Two SICURY 2P+E 15 A, USA - 3 modules. Depth: 30,5 mm</p>	<p>30242.C SICURY 2P+E 15 A, USA. Depth: 31,8 mm</p>	<p>30243.C Two SICURY 2P+E 15 A, USA - 3 modules. Depth: 30,5 mm</p>
<p>30257.G SICURY 2P+T 13 A multistandard - 2 modules. Depth: 22,7 mm</p>	<p>▲ 30255.G SICURY 2P+E 13 A multi-standard with 1P 1-way switch - 3 modules. Depth: 23,37 mm</p>	<p>30257.B SICURY 2P+T 13 A multistandard - 2 modules. Depth: 22,7 mm</p>	<p>▲ 30255.B SICURY 2P+E 13 A multi-standard with 1P 1-way switch - 3 modules. Depth: 23,37 mm</p>	<p>30257.C SICURY 2P+T 13 A multistandard - 2 modules. Depth: 22,7 mm</p>	<p>▲ 30255.C SICURY 2P+E 13 A multi-standard with 1P 1-way switch - 3 modules. Depth: 23,37 mm</p>

Socket outlets

Black	White	Canvas
-------	-------	--------

127 V~ American standard socket outlets

<p>30296.G Two 2P+T 15 A American standard socket outlets with Ground Fault Circuit Interrupter (GFCI) - 3 modules. Depth: 33,6 mm</p>	<p>30296.B Two 2P+T 15 A American standard socket outlets with Ground Fault Circuit Interrupter (GFCI) - 3 modules. Depth: 33,6 mm</p>	<p>30296.C Two 2P+T 15 A American standard socket outlets with Ground Fault Circuit Interrupter (GFCI) - 3 modules. Depth: 33,6 mm</p>
---	---	---

SICURY socket outlets 250 V~ - Euro-American standard

<p>30234.G SICURY 2P 15 A, Euro-American (ø 4,8 mm). Depth: 29,3 mm</p>	<p>30248.G SICURY 2P+E 16 A, Euro-American - 2 modules. Depth: 30,1 mm</p>	<p>30234.B SICURY 2P 15 A, Euro-American (ø 4,8 mm). Depth: 29,3 mm</p>	<p>30248.B SICURY 2P+E 16 A, Euro-American - 2 modules. Depth: 30,1 mm</p>	<p>30234.C SICURY 2P 15 A, Euro-American (ø 4,8 mm). Depth: 29,3 mm</p>	<p>30248.C SICURY 2P+E 16 A, Euro-American - 2 modules. Depth: 30,1 mm</p>
<p>30249.G Two SICURY 2P+E 16 A, Euro-American - 3 modules. Depth: 28,6 mm</p>	<p>30249.B Two SICURY 2P+E 16 A, Euro-American - 3 modules. Depth: 28,6 mm</p>	<p>30249.C Two SICURY 2P+E 16 A, Euro-American - 3 modules. Depth: 28,6 mm</p>			

250 V~ Thai standard socket outlets

<p>30248.THG SICURY 2P+T 16 A, Thai standard - 2 modules. Depth: 30,1 mm</p>	<p>30249.THG Two SICURY 2P+T 16 A, Thai standard - 3 modules. Depth: 28,6 mm</p>	<p>30248.THB SICURY 2P+T 16 A, Thai standard - 2 modules. Depth: 30,1 mm</p>	<p>30249.THB Two 2P+T 16 A, Thai standard - 3 modules. Depth: 28,6 mm</p>	<p>30248.THC SICURY 2P+T 16 A, Thai standard - 2 modules. Depth: 30,1 mm</p>	<p>30249.THC Two 2P+T 16 A, Thai standard - 3 modules. Depth: 28,6 mm</p>
---	---	---	--	---	--

Socket outlets 250 V~ - Multistandard

<p>30257.G SICURY 2P+T 13 A multistandard - 2 modules. Depth: 22,7 mm</p>	<p>▲ 30255.G SICURY 2P+E 13 A multi-standard with 1P 1-way switch - 3 modules. Depth: 23,37 mm</p>	<p>30257.B SICURY 2P+T 13 A multistandard - 2 modules. Depth: 22,7 mm</p>	<p>▲ 30255.B SICURY 2P+E 13 A multi-standard with 1P 1-way switch - 3 modules. Depth: 23,37 mm</p>	<p>30257.C SICURY 2P+T 13 A multistandard - 2 modules. Depth: 22,7 mm</p>	<p>▲ 30255.C SICURY 2P+E 13 A multi-standard with 1P 1-way switch - 3 modules. Depth: 23,37 mm</p>
--	---	--	---	--	---

Socket outlets • Signal reception socket outlets

Black	White	Canvas
-------	-------	--------

Shaver supply units



30290.G
230 V~ 50/60 Hz, with 20 VA isolating transformer, 230 V~ and 120 V~ outputs - 3 modules.
Depth: 46,3 mm



30290.B
230 V~ 50/60 Hz, with 20 VA isolating transformer, 230 V~ and 120 V~ outputs - 3 modules.
Depth: 46,3 mm



30290.C
230 V~ 50/60 Hz, with 20 VA isolating transformer, 230 V~ and 120 V~ outputs - 3 modules.
Depth: 46,3 mm

USB supply unit



30292.AC15G
15 W, USB A+C, 120-240 V~ 50/60 Hz.
Depth: 41 mm



30292.CCG
15 W, 2 USB C, 120-240 V~ 50/60 Hz.
Depth: 41 mm



30292.AC15B
15 W, USB A+C, 120-240 V~ 50/60 Hz.
Depth: 41 mm



30292.CCB
15 W, 2 USB C, 120-240 V~ 50/60 Hz.
Depth: 41 mm



30292.AC15C
15 W, USB A+C, 120-240 V~ 50/60 Hz.
Depth: 41 mm



30292.CCC
15 W, 2 USB C, 120-240 V~ 50/60 Hz.
Depth: 41 mm



30292.C25G
25 W, USB C, 120-240 V~ 50/60 Hz.
Depth: 41 mm



30295.ACG
15 W, USB A+C, 120-240 V~ 50/60 Hz - 2 modules.
Depth: 33,5 mm



30292.C25B
25 W, USB C, 120-240 V~ 50/60 Hz.
Depth: 41 mm



30295.ACB
15 W, USB A+C, 120-240 V~ 50/60 Hz - 2 modules.
Depth: 33,5 mm



30292.C25C
25 W, USB C, 120-240 V~ 50/60 Hz.
Depth: 41 mm



30295.ACC
15 W, USB A+C, 120-240 V~ 50/60 Hz - 2 modules.
Depth: 33,5 mm



30298.G
30 W, USB C, 120-240 V~ 50/60 Hz - 2 modules.
Depth: 35,2 mm



30298.60G
60 W, USB C, 120-240 V~ 50/60 Hz - 2 modules.
Depth: 36,6 mm



30298.B
30 W, USB C, 120-240 V~ 50/60 Hz - 2 modules.
Depth: 35,2 mm



30298.60B
60 W, USB C, 120-240 V~ 50/60 Hz - 2 modules.
Depth: 36,6 mm



30298.C
30 W, USB C, 120-240 V~ 50/60 Hz - 2 modules.
Depth: 35,2 mm



30298.60C
60 W, USB C, 120-240 V~ 50/60 Hz - 2 modules.
Depth: 36,6 mm

Special socket outlets



30346.HG
HDMI, Keystone connection, 90° cable.
Depth: 33,7 mm



30346.HB
HDMI, Keystone connection, 90° cable.
Depth: 33,7 mm



30346.HC
HDMI, Keystone connection, 90° cable.
Depth: 33,7 mm

Signal reception socket outlets

Black	White	Canvas
-------	-------	--------

Coaxial TV-RD-SAT 5-2400 MHz socket outlets



30300.01G
Single connection, with male output, 1 dB.
Depth: 26,4 mm



30300.10G
Feed-through, with male output, 10 dB.
Depth: 26,2 mm



30302.01G
Single connection, demixed, with male and type F female outputs, 1 dB.
Depth: 26,4 mm



30300.01B
Single connection, with male output, 1 dB.
Depth: 26,4 mm



30300.10B
Feed-through, with male output, 10 dB.
Depth: 26,2 mm



30302.01B
Single connection, demixed, with male and type F female outputs, 1 dB.
Depth: 26,4 mm



30300.01C
Single connection, with male output, 1 dB.
Depth: 26,4 mm



30300.10C
Feed-through, with male output, 10 dB.
Depth: 26,2 mm



30302.01C
Single connection, demixed, with male and type F female outputs, 1 dB.
Depth: 26,4 mm



30313.G
Simple, with female connector IEC 60169-2.
Depth: 32,1 mm



30303.G
Single connection, with 3 outputs, male (TV), female (FM Radio) and type F (SAT), 1 dB - 2 modules.
Depth: 26,2 mm



30313.B
Simple, with female connector IEC 60169-2.
Depth: 32,1 mm



30303.B
Single connection, with 3 outputs, male (TV), female (FM Radio) and type F (SAT), 1 dB - 2 modules.
Depth: 26,2 mm



30313.C
Simple, with female connector IEC 60169-2.
Depth: 32,1 mm




30303.C
Single connection, with 3 outputs, male (TV), female (FM Radio) and type F (SAT), 1 dB - 2 modules.
Depth: 26,2 mm



30319.G
Adaptor for TV-RD-SAT socket outlet, 2 outputs, ready for type F connector - 2 modules



30319.B
Adaptor for TV-RD-SAT socket outlet, 2 outputs, ready for type F connector - 2 modules



30319.C
Adaptor for TV-RD-SAT socket outlet, 2 outputs, ready for type F connector - 2 modules

F-type socket outlets



30318.G
With F type female connector.
Depth: 14,1 mm



30318.B
With F type female connector.
Depth: 14,1 mm



30318.C
With F type female connector.
Depth: 14,1 mm

Terminal resistor and coaxial TV-RD-SAT 2400 MHz connectors



16330
Z 75 Ω, for frequencies up to 2400 MHz



01644
Male, axial cable entry



01645
Female, axial cable entry



01634
Male, 90°-cable entry



01635
Female, 90°-cable entry



01654
Male F-type, for RG59 cable

Signal reception socket outlets


Black	White	Canvas
Phone jack		
<p>30320.G RJ11, 6-position, 4-contact (6/4). Depth: 22,7 mm</p>	<p>30320.B RJ11, 6-position, 4-contact (6/4). Depth: 22,7 mm</p>	<p>30320.C RJ11, 6-position, 4-contact (6/4). Depth: 22,7 mm</p>
RJ45 data ports		
<p>30339.13G Netsafe, Cat. 6, UTP. Depth: 36,5 mm</p>	<p>30339.16G Netsafe, Cat. 6a, FTP. Depth: 36,4 mm</p>	<p>30339.13B Netsafe, Cat. 6, UTP. Depth: 36,5 mm</p>
<p>30339.16B Netsafe, Cat. 6a, FTP. Depth: 36,4 mm</p>	<p>30339.13C Netsafe, Cat. 6, UTP. Depth: 36,5 mm</p>	<p>30339.16C Netsafe, Cat. 6a, FTP. Depth: 36,4 mm</p>
Adapters for data ports		
<p>30338.CG RJ45, Cat. 5/6 AMP, Lucent T. Depth: 14,1 mm</p>	<p>30339.CG RJ45, Keystone + cover. Depth: 9,5 mm</p>	<p>30338.CB RJ45, Cat. 5/6 AMP, Lucent T. Depth: 14,1 mm</p>
<p>30339.CB RJ45, Keystone + cover. Depth: 9,5 mm</p>	<p>30338.CC RJ45, Cat. 5/6 AMP, Lucent T. Depth: 14,1 mm</p>	<p>30339.CC RJ45, Keystone + cover. Depth: 9,5 mm</p>
<p>30340.CG MINI-COM Panduit. Depth: 14,1 mm</p>	<p>30341.CG Cat. 5e and 6 Slim of Infra+, Merlin Gerin. Depth: 14,1 mm</p>	<p>30340.CB MINI-COM Panduit. Depth: 14,1 mm</p>
<p>30341.CB Cat. 5e and 6 Slim of Infra+, Merlin Gerin. Depth: 14,1 mm</p>	<p>30340.CC MINI-COM Panduit. Depth: 14,1 mm</p>	<p>30341.CC Cat. 5e and 6 Slim of Infra+, Merlin Gerin. Depth: 14,1 mm</p>
Adapters for data ports		
<p>30339.KG For Keystone connectors. Depth: 14.1 mm</p>	<p>30339.KB For Keystone connectors. Depth: 14.1 mm</p>	<p>30339.KC For Keystone connectors. Depth: 14.1 mm</p>
<p>03100.KSC Mono-modal compass 9/125 µm, type SC/ APC, with Keystone coupler</p>		

Signalling

Black	White	Canvas
Ringtones and buzzers		
<p>30370.G 12 V~ (SELV) 50/60 Hz. Depth: 35,1 mm</p>	<p>30372.G 120 V~ 50/60 Hz. Depth: 35,1 mm</p>	<p>30373.G 230 V~ 50/60 Hz. Depth: 35,1 mm</p>
<p>30370.B 12 V~ (SELV) 50/60 Hz. Depth: 35,1 mm</p>	<p>30372.B 120 V~ 50/60 Hz. Depth: 35,1 mm</p>	<p>30373.B 230 V~ 50/60 Hz. Depth: 35,1 mm</p>
<p>30370.C 12 V~ (SELV) 50/60 Hz. Depth: 35,1 mm</p>	<p>30372.C 120 V~ 50/60 Hz. Depth: 35,1 mm</p>	<p>30373.C 230 V~ 50/60 Hz. Depth: 35,1 mm</p>
Luminous indicator units		
<p>30386.G Single, neutral diffuser. Depth: 21,1 mm</p>	<p>30388.G Doble, neutral diffusers. Depth: 21,1 mm</p>	<p>30386.B Single, neutral diffuser. Depth: 21,1 mm</p>
<p>30388.B Doble, neutral diffusers. Depth: 21,1 mm</p>	<p>30386.C Single, neutral diffuser. Depth: 21,1 mm</p>	<p>30388.C Doble, neutral diffusers. Depth: 21,1 mm</p>
Auxiliary emergency and step marker lamp		
<p>30389.G With high-efficiency LED lamp, 100-240 V~ 50/60 Hz - 2 modules. Depth: 30,4 mm</p>	<p>30389.B With high-efficiency LED lamp, 100-240 V~ 50/60 Hz - 2 modules. Depth: 30,4 mm</p>	<p>30389.C With high-efficiency LED lamp, 100-240 V~ 50/60 Hz - 2 modules. Depth: 30,4 mm</p>
<p>OK30389.G Step marker lamp kit containing: 1 step marker lamp 30389.B and 1 IR bedside motion switch 30186.B</p>	<p>OK30389.B Step marker lamp kit containing: 1 step marker lamp 30389.B and 1 IR bedside motion switch 30186.B</p>	<p>OK30389.C Step marker lamp kit containing: 1 step marker lamp 30389.B and 1 IR bedside motion switch 30186.B</p>

Black	White	Canvas
-------	-------	--------

Removable hand lamp and auxiliary emergency and step marker lamp



30397
With high-efficiency LED,
100-240 V~ 50/60 Hz.
- 2 modules.
Depth: 39 mm



30398
With high-efficiency LED,
100-240 V~ 50/60 Hz.
Depth: 38,6 mm

Rechargeable battery



00914
Rechargeable spare Li-ion 3.7V
250mAh battery for LED removable
hand lamps 30397, 30389.G,
30389.B, 30389.C.

1P+N residual current breaker with overcurrent protection (RCBO)



30411.166G
I Δ n 6 mA, 3000 A - 2 modules.
Depth: 30,4 mm



30411.166B
I Δ n 6 mA, 3000 A - 2 modules.
Depth: 30,4 mm



30411.166C
I Δ n 6 mA, 3000 A - 2 modules.
Depth: 30,4 mm

Black	White	Canvas
-------	-------	--------

Hotel solutions



30406
Control device with 4 push buttons 1P NO 24 vdc 50 mA max., to be
completed with 2-module back-lightable interchangeable button caps
- 2 modules. Depth: 17,9 mm



30407
Control device with 6 push buttons 1P NO 24 vdc 50 mA max., to be
completed with 2-module back-lightable interchangeable button caps
- 3 modules. Depth: 15,2 mm



30408.G
1P 10 AX 250 V~
switch, Do Not
Disturb and Make
Up Room
Depth: 25,2 mm




30405.G
Room status signal-
ing unit, Do Not
Disturb and Make
Up Room
Depth: 21,1 mm



30439.G
Volume control,
8 Ω 15 W
- 2 modules.
Depth: 35,7 mm



30408.B
1P 10 AX 250 V~
switch, Do Not
Disturb and Make
Up Room
Depth: 25,2 mm



30405.B
Room status signal-
ing unit, Do Not
Disturb and Make
Up Room
Depth: 21,1 mm



30439.B
Volume control,
8 Ω 15 W
- 2 modules.
Depth: 35,7 mm



30408.C
1P 10 AX 250 V~
switch, Do Not
Disturb and Make
Up Room
Depth: 25,2 mm



30405.C
Room status signal-
ing unit, Do Not
Disturb and Make
Up Room
Depth: 21,1 mm



30439.C
Volume control,
8 Ω 15 W
- 2 modules.
Depth: 35,7 mm

Access control system



30403.G
Upright electronic badge switch, 4 A 250 V~ NO change-
over relay output (NON SELV), 120-230 V~ 50/60 Hz - 2
modules.
Depth: 24,3 mm



30403.B
Upright electronic badge switch, 4 A 250 V~ NO change-
over relay output (NON SELV), 120-230 V~ 50/60 Hz - 2
modules.
Depth: 24,3 mm



30403.C
Upright electronic badge switch, 4 A 250 V~ NO change-
over relay output (NON SELV), 120-230 V~ 50/60 Hz - 2
modules.
Depth: 24,3 mm



01817
Mifare transponder card



16452
Programmable smart card
16452.H
As above, customizable



16452.S
ISO-card (badge)

Thermostats



30440.G
Dial thermostat with relay output 5(2) A 240 V~,
heating and air conditioning in ON/OFF mode,
class I temperature control device (contribution 1%),
white LED backlighting with brightness control,
supply voltage 100-240 V 50/60 Hz
- 2 modules. Depth: 31,8 mm



30440.B
Dial thermostat with relay output 5(2) A 240 V~,
heating and air conditioning in ON/OFF mode,
class I temperature control device (contribution 1%),
white LED backlighting with brightness control,
supply voltage 100-240 V 50/60 Hz
- 2 modules. Depth: 31,8 mm



30440.C
Dial thermostat with relay output 5(2) A 240 V~,
heating and air conditioning in ON/OFF mode,
class I temperature control device (contribution 1%),
white LED backlighting with brightness control,
supply voltage 100-240 V 50/60 Hz
- 2 modules. Depth: 31,8 mm

Black	White	Canvas
-------	-------	--------

Switches for fan-coil regulation



30063.G
1P 10 AX 250 V~, with two buttons and central OFF position.
Depth: 25,2 mm



30063.B
1P 10 AX 250 V~, with two buttons and central OFF position.
Depth: 25,2 mm



30063.C
1P 10 AX 250 V~, with two buttons and central OFF position.
Depth: 25,2 mm

120 V fan dimmer



30134.120G
Leading-edge dimmer 120 V~ 60 Hz for fans 15-150 W, ON/OFF control and regulation by built-in push button or via NO peripheral push buttons, 4-speed adjustment, Superslow function, visible in darkness.
Depth: 43 mm



30134.120B
Leading-edge dimmer 120 V~ 60 Hz for fans 15-150 W, ON/OFF control and regulation by built-in push button or via NO peripheral push buttons, 4-speed adjustment, Superslow function, visible in darkness.
Depth: 43 mm



30134.120C
Leading-edge dimmer 120 V~ 60 Hz for fans 15-150 W, ON/OFF control and regulation by built-in push button or via NO peripheral push buttons, 4-speed adjustment, Superslow function, visible in darkness.
Depth: 43 mm

220-240 V fan dimmer



30134.G
Leading-edge dimmer 220-240 V~ 50/60 Hz for fans 15-150 W, ON/OFF control and regulation by built-in push button or via NO peripheral push buttons, 4-speed adjustment, Superslow function, visible in darkness.
Depth: 43 mm



30134.B
Leading-edge dimmer 220-240 V~ 50/60 Hz for fans 15-150 W, ON/OFF control and regulation by built-in push button or via NO peripheral push buttons, 4-speed adjustment, Superslow function, visible in darkness.
Depth: 43 mm



30134.C
Leading-edge dimmer 220-240 V~ 50/60 Hz for fans 15-150 W, ON/OFF control and regulation by built-in push button or via NO peripheral push buttons, 4-speed adjustment, Superslow function, visible in darkness.
Depth: 43 mm

Black	White	Canvas
-------	-------	--------

Cable outlet



▲ 30046.G²
Cable outlet with 2P+E 20 A 250 V~ terminal block - 2 modules.
Depth: 26.2 mm



▲ 30049.LG³
13 A connection unit with 2P 1-way switch and protection fuse, complete with mounting frame.
Depth: 24.8 mm



▲ 30046.B²
Cable outlet with 2P+E 20 A 250 V~ terminal block - 2 modules.
Depth: 26.2 mm



▲ 30049.LB³
13 A connection unit with 2P 1-way switch and protection fuse, complete with mounting frame.
Depth: 24.8 mm



▲ 30046.C²
Cable outlet with 2P+E 20 A 250 V~ terminal block - 2 modules.
Depth: 26.2 mm



▲ 30049.LC³
13 A connection unit with 2P 1-way switch and protection fuse, complete with mounting frame.
Depth: 24.8 mm

2P 250 V~ 1-way switches (lightable)



▲ 30016.2G
20 AX - 2 modules.
Depth: 30.4 mm



▲ 30016.2B
20 AX - 2 modules.
Depth: 30.4 mm



▲ 30016.2C
20 AX - 2 modules.
Depth: 30.4 mm



▲ 30017.G
32 A, complete with mounting frame.
Depth: 21 mm



▲ 30018.G
45 A, complete with mounting frame.
Depth: 21 mm



▲ 30017.B
32 A, complete with mounting frame.
Depth: 21 mm



▲ 30018.B
45 A, complete with mounting frame.
Depth: 21 mm



▲ 30017.C
32 A, complete with mounting frame.
Depth: 21 mm



▲ 30018.C
45 A, complete with mounting frame.
Depth: 21 mm



▲ 30019.G
45 A, complete with mounting frame.
Depth: 21 mm



▲ 30019.B
45 A, complete with mounting frame.
Depth: 21 mm



▲ 30019.C
45 A, complete with mounting frame.
Depth: 21 mm

Black	White	Canvas
-------	-------	--------

250 V~ British standard socket outlets



▲ **30215.G⁵**
SICURY 2P+E 5 A, 2P 1-way switch, complete with mounting frame. Depth: 24.85 mm

▲ **30221.G⁴**
SICURY 2P+E 13 A, 2P 1-way switch, complete with mounting frame. Depth: 23.1 mm



▲ **30215.B⁵**
SICURY 2P+E 5 A, 2P 1-way switch, complete with mounting frame. Depth: 24.85 mm

▲ **30221.B⁴**
SICURY 2P+E 13 A, 2P 1-way switch, complete with mounting frame. Depth: 23.1 mm



▲ **30215.C⁵**
SICURY 2P+E 5 A, 2P 1-way switch, complete with mounting frame. Depth: 24.85 mm

▲ **30221.C⁴**
SICURY 2P+E 13 A, 2P 1-way switch, complete with mounting frame. Depth: 23.1 mm

▲ **30221.LG⁴**
As above, with pilot light

▲ **30221.LB⁴**
As above, with pilot light

▲ **30221.LC⁴**
As above, with pilot light



▲ **30222.G⁴**
SICURY 2P+E 13 A, two 2P 1-way switches, complete with mounting frame. Depth: 23.1 mm

▲ **30222.B⁴**
SICURY 2P+E 13 A, two 2P 1-way switches, complete with mounting frame. Depth: 23.1 mm

▲ **30222.C⁴**
SICURY 2P+E 13 A, two 2P 1-way switches, complete with mounting frame. Depth: 23.1 mm

▲ **30222.LG⁴**
As above, with pilot light

▲ **30222.LB⁴**
As above, with pilot light

▲ **30222.LC⁴**
As above, with pilot light



▲ **30223.CG**
SICURY 2P+E 13 A, 2P 1-way switch, 1 USB C 12 W, complete with mounting frame. Depth: 27.7 mm

▲ **30223.CB**
SICURY 2P+E 13 A, 2P 1-way switch, 1 USB C 12 W, complete with mounting frame. Depth: 27.7 mm

▲ **30223.CC**
SICURY 2P+E 13 A, 2P 1-way switch, 1 USB C 12 W, complete with mounting frame. Depth: 27.7 mm



▲ **30224.ACG**
SICURY 2P+E 13 A, two 2P 1-way switches, 2 USB A+C 15 W (total), complete with mounting frame. Depth: 27.7 mm

▲ **30224.ACB**
SICURY 2P+E 13 A, two 2P 1-way switches, 2 USB A+C 15 W (total), complete with mounting frame. Depth: 27.7 mm

▲ **30224.ACC**
SICURY 2P+E 13 A, two 2P 1-way switches, 2 USB A+C 15 W (total), complete with mounting frame. Depth: 27.7 mm

▲ **30224.CCG**
As above, with 2 USB C 15 W (total)

▲ **30224.CCB**
As above, with 2 USB C 15 W (total)

▲ **30224.CCC**
As above, with 2 USB C 15 W (total)

Black	White	Canvas
-------	-------	--------

250 V~ multistandard socket outlets



▲ **30266.CG**
SICURY 2P+E 13 A, 2P 1-way switch, 1 USB C 12 W, complete with mounting frame. Depth: 27.7 mm



▲ **30266.CB**
SICURY 2P+E 13 A, 2P 1-way switch, 1 USB C 12 W, complete with mounting frame. Depth: 27.7 mm



▲ **30266.CC**
SICURY 2P+E 13 A, 2P 1-way switch, 1 USB C 12 W, complete with mounting frame. Depth: 27.7 mm

230 V~ shaver socket outlets



▲ **30291.G⁵**
230 V~ 50/60 Hz, with 20 VA isolating transformer, 120/230 V~ output, complete with mounting frame. Depth: 44 mm



▲ **30291.B⁵**
230 V~ 50/60 Hz, with 20 VA isolating transformer, 120/230 V~ output, complete with mounting frame. Depth: 44 mm



▲ **30291.C⁵**
230 V~ 50/60 Hz, with 20 VA isolating transformer, 120/230 V~ output, complete with mounting frame. Depth: 44 mm

Smart home View Wireless

Black	White	Canvas
-------	-------	--------

Supervision



▲ 01426

IP supervisor with 10-inch touch display in 16:10 format (1920x1200), equipped with proximity sensor, environmental brightness sensor and RGB signalling LED for status notifications. Designed to control By-me Plus, View Wireless, By-alarm Plus, Elvox IP Video door entry and Due Fili Plus systems via the respective system gateways as well as live viewing of Elvox IP and Wi-Fi CCTV cameras via RTSP streams. PoE or 24-30 VDC power supply, surface mounting with bracket on 2M mounting box, BS square mounting box, 3M rectangular horizontal and vertical and 8M (4+4) mounting box, black



▲ 01426.B

IP supervisor with 10-inch touch display in 16:10 format (1920x1200), equipped with proximity sensor, environmental brightness sensor and RGB signalling LED for status notifications. Designed to control By-me Plus, View Wireless, By-alarm Plus, Elvox IP Video door entry and Due Fili Plus systems via the respective system gateways as well as live viewing of Elvox IP and Wi-Fi CCTV cameras via RTSP streams. PoE or 24-30 VDC power supply, surface mounting with bracket on 2M mounting box, BS square mounting box, 3M rectangular horizontal and vertical and 8M (4+4) mounting box, white



▲ 01423

IP supervisor with 7-inch touch display in 16:10 format (1280x800), equipped with proximity sensor, environmental brightness sensor and RGB signalling LED for status notifications. Designed to control By-me Plus, View Wireless, By-alarm Plus, Elvox IP Video door entry and Due Fili Plus systems via the respective system gateways as well as live viewing of Elvox IP and Wi-Fi CCTV cameras via RTSP streams. PoE or 24-30 VDC power supply. Surface mounting with bracket on 2M mounting box, BS square mounting box, 3M rectangular horizontal and vertical mounting box, black.



▲ 01423.B

IP supervisor with 7-inch touch display in 16:10 format (1280x800), equipped with proximity sensor, environmental brightness sensor and RGB signalling LED for status notifications. Designed to control By-me Plus, View Wireless, By-alarm Plus, Elvox IP Video door entry and Due Fili Plus systems via the respective system gateways as well as live viewing of Elvox IP and Wi-Fi CCTV cameras via RTSP streams. PoE or 24-30 VDC power supply. Surface mounting with bracket on 2M mounting box, BS square mounting box, 3M rectangular horizontal and vertical mounting box, white



40517

Wall-mounted Tab 7S Up hands-free video entryphone for Due Fili Plus system, integrated Wi-Fi for call forwarding to smartphone with dedicated App, with 7" touch-screen colour LCD display, capacitive keyboard for video door entry functions and intercom calls, video voicemail, teleloop for hearing aids, supervision of the View Wireless smart home automation system to control lights, roller shutters, sensors and scenarios, complete with bracket for fixing in round or rectangular mounting box, surface mounting or semi-flush mounting, white




40515

Wall-mounted Tab 5S Up hands-free video entryphone for Due Fili Plus system, integrated Wi-Fi for call forwarding to smartphone with dedicated App, with 5" touch-screen colour LCD display, capacitive keyboard for video door entry functions and intercom calls, video voicemail, teleloop for hearing aids, supervision of the View Wireless smart home automation system to control lights, roller shutters, sensors and scenarios, complete with bracket for fixing in round or rectangular mounting box, surface mounting or semi-flush mounting, white



40517.04

As above, black



40515.04

As above, black



6923

Additional power supply unit for Due Fili video door entry system with 28 V d.c. output, power supply 230 V~ 50/60 Hz 15 VA, installation on DIN rail (60715 TH35), occupies 4 modules size 17.5 mm



With **Vimar View App** (for the user) and **View Wireless App** (for the installer) available in Apple and Google Play stores.

Smart home View Wireless

Black	White	Canvas
-------	-------	--------

Mounting frames for iPads



01430

Mounting frame for 10.9-11 inch iPad devices, comprising a decorative frame with surface mounting frame with wall plugs, supplied with type C USB cable and no power supply unit, black



01430.B

Mounting frame for 10.9-11 inch iPad devices, comprising a decorative frame with surface mounting frame with wall plugs, supplied with type C USB cable and no power supply unit, white



01430.N

Mounting frame for 10.9-11 inch iPad devices, comprising a decorative frame with surface mounting frame with wall plugs, supplied with type C USB cable and no power supply unit, Next

View Wireless gateway



30807.G

View Wireless gateway, Bluetooth® wireless technology 4.2 Wi-Fi, 100-240 V 50/60 Hz power supply - 2 modules. Depth: 38,8 mm



30807.B

View Wireless gateway, Bluetooth® wireless technology 4.2 Wi-Fi, 100-240 V 50/60 Hz power supply - 2 modules. Depth: 38,8 mm



30807.C

View Wireless gateway, Bluetooth® wireless technology 4.2 Wi-Fi, 100-240 V 50/60 Hz power supply - 2 modules. Depth: 38,8 mm

View Wireless connected 2-way switches



30802

Mechanism, 100-240 V 50/60 Hz output relay for 500 W incandescent lamps, 100 W LED lamps, 250 VA electronic transformers, 60 W fluorescent lamps, Bluetooth® wireless technology 5.0 for View Wireless mesh system and Zigbee 3.0, 1 input for actuator push button or recall a scenario. To complete with 1-module buttons. Depth: 33,8 mm



1-module aligned interchangeable buttons (lightable°)



31000.G

No symbol



31000S.G

Vertical light beam



31000.LG

Light symbol



31000.B

No symbol



31000S.B

Vertical light beam



31000.LB

Light symbol



31000.C

No symbol



31000S.C

Vertical light beam



31000.LC

Light symbol



31000.PG

Key symbol



31000.DG

With lightable and customisable diffuser



31000.PB

Key symbol



31000.DB

With lightable and customisable diffuser



31000.PC

Key symbol



31000.DC

With lightable and customisable diffuser

Smart home View Wireless

Black	White	Canvas
-------	-------	--------

1-module axial interchangeable buttons (lightable°)

<p>31000A.G No symbol</p>	<p>31000A.LG Light symbol</p>	<p>31000A.B No symbol</p>	<p>31000A.LB Light symbol</p>	<p>31000A.C No symbol</p>	<p>31000A.LC Light symbol</p>
<p>31000A.PG Key symbol</p>	<p>31000A.DG With lightable and customisable diffuser</p>	<p>31000A.PB Key symbol</p>	<p>31000A.DB With lightable and customisable diffuser</p>	<p>31000A.PC Key symbol</p>	<p>31000A.DC With lightable and customisable diffuser</p>

View Wireless connected control device for roller shutter

30804
Control device for 1 roller shutter with slat orientation and change-over relay output for cosφ 0,6 motor 2 A 100-240 V~ 50/60 Hz, Bluetooth® wireless technology 5.0 for View Wireless mesh system and Zigbee 3.0, 1 input for external push button to recall a scenario, favourite position recall function. To complete with 1-module buttons. Depth: 33,8 mm

<p>31000A.FG 1-module interchangeable button, arrows symbol</p>	<p>31000A.FB 1-module interchangeable button, arrows symbol</p>	<p>31000A.FC 1-module interchangeable button, arrows symbol</p>
--	--	--

View Wireless connected actuator for 1 roller shutter - backside installation

03982
Actuator for 1 roller shutter with slat orientation and change-over relay output for cosφ 0,6 motor 2 A 100-240 V~ 50/60 Hz, remote control, Bluetooth® wireless technology 5.0 for View Wireless mesh system and Zigbee 3.0, flush mounting (retrofit)

Smart home View Wireless

Black	White	Canvas
-------	-------	--------

View Wireless connected dimmers

30805
View Wireless electronic dimmer mechanism for 20-200 W incandescent lamps, 2-200 W LED lamps, 20-200 W electronic transformers, double Bluetooth® wireless technology 5.0 for the creation of View Wireless mesh system and on Zigbee 3.0 standard, 1 input for external push button for dimmer control or to recall a scenario, 220-240 V 50/60 Hz power supply. To be completed with 1-module interchangeable buttons. Depth: 39 mm

30805.120
As above, 120 V~

<p>31000A.RG 1-module interchangeable button, dimmer symbol</p>	<p>31000A.RB 1-module interchangeable button, dimmer symbol</p>	<p>31000A.RC 1-module interchangeable button, dimmer symbol</p>
--	--	--

View Wireless connected electronic controls


30801
View Wireless electronic control mechanism, local control with push button or remote control, Bluetooth® wireless technology 5.0, 100-240 V 50/60 Hz power supply, to be completed with 1-module interchangeable buttons. Depth: 33,8 mm

<p>31000.G No symbol</p>	<p>31000S.G Vertical light beam</p>	<p>31000A.G 1-module interchangeable button, neutral</p>	<p>31000.B No symbol</p>	<p>31000S.B Vertical light beam</p>	<p>31000A.B 1-module interchangeable button, neutral</p>	<p>31000.C No symbol</p>	<p>31000S.C Vertical light beam</p>	<p>31000A.C 1-module interchangeable button, neutral</p>
<p>31000A.FG 1-module interchangeable button, arrows symbol</p>	<p>31000A.RG 1-module interchangeable button, dimmer symbol</p>	<p>31000A.SG 1-module interchangeable button, scenario symbol</p>	<p>31000A.FB 1-module interchangeable button, arrows symbol</p>	<p>31000A.RB 1-module interchangeable button, dimmer symbol</p>	<p>31000A.SB 1-module interchangeable button, scenario symbol</p>	<p>31000A.FC 1-module interchangeable button, arrows symbol</p>	<p>31000A.RC 1-module interchangeable button, dimmer symbol</p>	<p>31000A.SC 1-module interchangeable button, scenario symbol</p>

Smart home View Wireless

Black	White	Canvas
-------	-------	--------


Radiofrequency smart devices



Bluetooth Compatible with

03925
4-button flat device with RF transmission, 2,4 GHz, **Bluetooth**® Low Energy wireless technology, to be completed with buttons 31506+31506.2 - 2 modules

View Wireless connected control device for socket outlet



Bluetooth
zigbee certified product

30803.G
Control device with NO 16 A 100-240 V~ 50/60 Hz relay output, local control with push button or remote control, **Bluetooth**® wireless technology 5.0 for View Wireless mesh system and Zigbee 3.0, function for measuring the instant power and load cut-off threshold. Depth: 42,8 mm



Bluetooth
zigbee certified product

30803.B
Control device with NO 16 A 100-240 V~ 50/60 Hz relay output, local control with push button or remote control, **Bluetooth**® wireless technology 5.0 for View Wireless mesh system and Zigbee 3.0, function for measuring the instant power and load cut-off threshold. Depth: 42,8 mm



Bluetooth
zigbee certified product


30803.C
Control device with NO 16 A 100-240 V~ 50/60 Hz relay output, local control with push button or remote control, **Bluetooth**® wireless technology 5.0 for View Wireless mesh system and Zigbee 3.0, function for measuring the instant power and load cut-off threshold. Depth: 42,8 mm

View Wireless connected actuator - backside installation



Bluetooth
zigbee certified product

03981
Control device with NO 100-240 V 50/60 Hz relay output for 500 W incandescent lamps, 100 W LED lamps, 250 VA electronic transformers, 120 W fluorescent lamps, remote control, 1 input for wired control to recall a scenario, **Bluetooth**® wireless technology 5.0 for View Wireless mesh system and Zigbee 3.0, flush mounting (retrofit)



Bluetooth

03983
VIEW Wireless electronic module with 3 programmable digital inputs for potential-free contacts, 1 programmable NO/NC relay output for SELV voltage-free contact, IoT technology on **Bluetooth** 5.0 standard to create the VIEW Wireless mesh system, 100-240 V 50/60 Hz power supply, flush mounting (retrofit)


Smart home View Wireless

Black	White	Canvas
-------	-------	--------

Actuations




03985
View Wireless electronic control actuator with 4 relay outputs 16 A 240 V~, programmable NO/NC with function to control lights, roller shutters with slat orientation, fan coil, climate control, accesses, sprinkler system, push buttons for local control, IoT technology on **Bluetooth** 5.0 standard for the creation of VIEW Wireless mesh system, 100-240 V 50/60 Hz power supply, installation on DIN rail (60715 TH35), occupies 4 modules size 17.5 mm



03986
View Wireless electronic control actuator with 1 proportional analogue 0/1-10 V output with re-scalable voltage, 1 10 AX relay output 100-240 V~ 50/60 Hz, programmable NO/NC with function to control lights, fan coil, climate control, accesses, sprinkler system, push button for local control, IoT technology on **Bluetooth** 5.0 standard for the creation of VIEW Wireless mesh system, 100-240 V 50/60 Hz power supply, installation on DIN rail (60715 TH35), occupies 2 modules size 17.5 mm

View Wireless connected energy meter




02963
Energy meter for measuring of consumption/production of instant and historical electric energy (hourly, daily, monthly and in the year mode), 1 input for supplied toroidal current sensor, detectable power 25 W-100 kW, single-phase power supply 100-240 V 50/60 Hz, **Bluetooth**® wireless technology 5.0 for View Wireless mesh system and Zigbee 3.0, occupies 1 17,5 mm module

View Wireless connected thermostats




Bluetooth
zigbee certified product

30811.G
Dial thermostat with relay output NO 5(2) A 240 V~, 3-speed and proportional fan coil control, IoT technology on **Bluetooth** technology 5.0 standard for the creation of View Wireless mesh system, 1 input for external temperature sensor, heating and air conditioning in ON/OFF and PID mode, class I temperature control device (contribution 1%) in ON/OFF mode, class IV (contribution 2%) in PID mode, white LED backlighting with brightness control, 100-240 V 50/60 Hz power supply - 2 modules. Depth: 31,8 mm



Bluetooth
zigbee certified product

30811.B
Dial thermostat with relay output NO 5(2) A 240 V~, 3-speed and proportional fan coil control, IoT technology on **Bluetooth** technology 5.0 standard for the creation of View Wireless mesh system, 1 input for external temperature sensor, heating and air conditioning in ON/OFF and PID mode, class I temperature control device (contribution 1%) in ON/OFF mode, class IV (contribution 2%) in PID mode, white LED backlighting with brightness control, 100-240 V 50/60 Hz power supply - 2 modules. Depth: 31,8 mm



Bluetooth
zigbee certified product

30811.C
Dial thermostat with relay output NO 5(2) A 240 V~, 3-speed and proportional fan coil control, IoT technology on **Bluetooth** technology 5.0 standard for the creation of View Wireless mesh system, 1 input for external temperature sensor, heating and air conditioning in ON/OFF and PID mode, class I temperature control device (contribution 1%) in ON/OFF mode, class IV (contribution 2%) in PID mode, white LED backlighting with brightness control, 100-240 V 50/60 Hz power supply - 2 modules. Depth: 31,8 mm

Smart home View Wireless

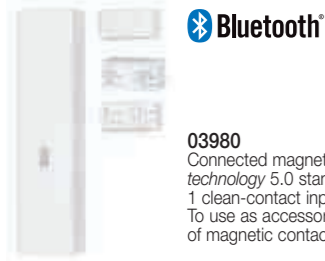
Black	White	Canvas
-------	-------	--------

View Wireless thermostatic head



03989
Thermostatic head, IoT technology, Bluetooth technology 5.0 standard for the creation of View Wireless mesh system, heating in PI mode, class IV temperature control device (contribution 2%), display with white LED backlighting, AA alkaline batteries (not rechargeable), installation on radiators equipped with flow control valves. Mechanical adaptors supplied for compatibility with the main valves: RA Danfoss, RAV Danfoss, RAVL, Danfoss, Giacomini, Caleffi, M28x1.5, FAR.

View Wireless connected magnetic contact



03980
Connected magnetic contact for windows and doors, View Wireless, Bluetooth® wireless technology 5.0 standard technology for mesh system realization, 1 clean-contact input, powered with AA LR6 1.5 V batteries (not supplied), white. To use as accessory of connected thermostat or with gateway as sensor for notification of magnetic contact open/close

View Wireless connected radar sensors



30179.G
UWB radar sensor, IoT technology on Bluetooth® wireless technology 5.0 standard for the creation of View Wireless mesh system, 1 solid state output for extra low voltage controls (SELV and non SELV), 1 input for external push button for output activation or to recall a scenario, 100-240 V 50/60 Hz power supply. Depth: 43.3 mm



30179.B
UWB radar sensor, IoT technology on Bluetooth® wireless technology 5.0 standard for the creation of View Wireless mesh system, 1 solid state output for extra low voltage controls (SELV and non SELV), 1 input for external push button for output activation or to recall a scenario, 100-240 V 50/60 Hz power supply. Depth: 43.3 mm



30179.C
UWB radar sensor, IoT technology on Bluetooth® wireless technology 5.0 standard for the creation of View Wireless mesh system, 1 solid state output for extra low voltage controls (SELV and non SELV), 1 input for external push button for output activation or to recall a scenario, 100-240 V 50/60 Hz power supply. Depth: 43.3 mm



02692
UWB radar sensor, IoT technology on Bluetooth® wireless technology 5.0 standard for the creation of View Wireless mesh system, 1 solid state output for extra low voltage controls (SELV and non SELV), 1 input for external push button for output activation or to recall a scenario, 100-240 V 50/60 Hz power supply, installation in false ceiling



02692.S.1
Round section adaptor for ceiling installation of the sensor 02692

Smart home View Wireless

Black	White	Canvas
-------	-------	--------

View Wireless connected access control system



30812.G
NFC/RFID smart card outdoor reader, card configuration using View Wireless app, Bluetooth technology standard, IoT technology on Bluetooth® wireless technology 5.0 standard for the creation of View Wireless mesh system, 1 relay output NO 16 A 100-240 V~ 50/60 Hz, 1 DND input, LED with brightness control, 100-240 V~ 50/60 Hz power supply - 2 modules. Depth: 33,8 mm



30812.B
NFC/RFID smart card outdoor reader, card configuration using View Wireless app, Bluetooth technology standard, IoT technology on Bluetooth® wireless technology 5.0 standard for the creation of View Wireless mesh system, 1 relay output NO 16 A 100-240 V~ 50/60 Hz, 1 DND input, LED with brightness control, 100-240 V~ 50/60 Hz power supply - 2 modules. Depth: 33,8 mm



30812.C
NFC/RFID smart card outdoor reader, card configuration using View Wireless app, Bluetooth technology standard, IoT technology on Bluetooth® wireless technology 5.0 standard for the creation of View Wireless mesh system, 1 relay output NO 16 A 100-240 V~ 50/60 Hz, 1 DND input, LED with brightness control, 100-240 V~ 50/60 Hz power supply - 2 modules. Depth: 33,8 mm

View Wireless connected access control system



30813.G
NFC/RFID energy saver card switch for installation inside the room, IoT technology on Bluetooth® wireless technology 5.0 standard for the creation of View Wireless mesh system, 1 relay output NO 16 A 100-240 V~ 50/60 Hz, 1 configurable input, 100-240 V~ 50/60 Hz power supply - 2 modules. Depth: 34,3 mm



30813.B
NFC/RFID energy saver card switch for installation inside the room, IoT technology on Bluetooth® wireless technology 5.0 standard for the creation of View Wireless mesh system, 1 relay output NO 16 A 100-240 V~ 50/60 Hz, 1 configurable input, 100-240 V~ 50/60 Hz power supply - 2 modules. Depth: 34,3 mm



30813.C
NFC/RFID energy saver card switch for installation inside the room, IoT technology on Bluetooth® wireless technology 5.0 standard for the creation of View Wireless mesh system, 1 relay output NO 16 A 100-240 V~ 50/60 Hz, 1 configurable input, 100-240 V~ 50/60 Hz power supply - 2 modules. Depth: 34,3 mm



Remote assistance devices

Hands-free, radio push button and interface



03890
Remote assistance hands-free device for calling recorded numbers via LTE mobile network. The hands-free call is sent by pressing the "Alarm" push button or the push button on the bracelet/pendant accessory. The device can also receive incoming calls with automatic answering



03893
Radio push button for remote assistance hands-free calls, can be worn as a pendant or bracelet, IP65, power supply with non-replaceable 3V CR2032 lithium battery




03895
Radio interface for remote assistance hands-free calls, 1 wired voltage-free contact input to initiate a call, power supply with 3V CR123 lithium battery (supplied)


LINEA
Cover plates



Total Look
(Technopolymer)



00 White



01 Canvas




02 Black

LINEA



Reflex
(Technopolymer)



40 White Reflex




41 Canvas Reflex



42 Black Reflex

Painted technopolymers
(Technopolymer)



20 Silver




21 Clay



22 Metal

PVD metals
(Zinc-Titanium Alloy)



70.01 Brushed gold



71 Bronze



72 Satin finish stainless steel

Satin metals
(Zinc-Titanium Alloy)



60 Titanium

Cover plates: selection guide

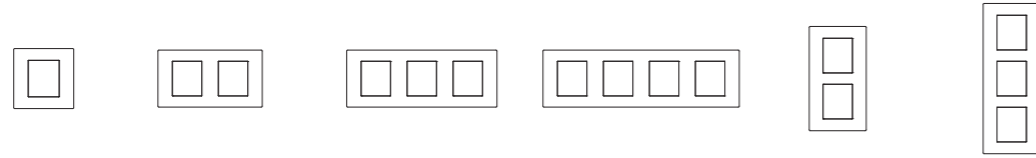
	2 modules	3 modules	4 modules	7 modules
Total Look (Technopolymer)				
White	30642.00	30653.00	30654.00	30657.00
Canvas	30642.01	30653.01	30654.01	30657.01
Black	30642.02	30653.02	30654.02	30657.02
Painted technopolymers (Technopolymer)				
Silver	30642.20	30653.20	30654.20	30657.20
Clay	30642.21	30653.21	30654.21	30657.21
Metal	30642.22	30653.22	30654.22	30657.22
Reflex (Technopolymer)				
White Reflex	30642.40	30653.40	30654.40	30657.40
Canvas Reflex	30642.41	30653.41	30654.41	30657.41
Black Reflex	30642.42	30653.42	30654.42	30657.42
PVD metals (Zinc-Titanium Alloy)				
Brushed gold	30642.70.01	30653.70.01	30654.70.01	30657.70.01
Bronze	30642.71	30653.71	30654.71	30657.71
Satin finish stainless steel	30642.72	30653.72	30654.72	30657.72
Satin metals (Zinc-Titanium Alloy)				
Titanium	▲30642.60	▲30653.60	▲30654.60	▲30657.60

British standard cover plates: guidelines

	2 modules	3 modules	5 modules
Total Look (Technopolymer)			
White	▲30647.00	▲30648.00	▲30649.00
Canvas	▲30647.01	▲30648.01	▲30649.01
Black	▲30647.02	▲30648.02	▲30649.02
Painted technopolymers (Technopolymer)			
Silver	▲30647.20	▲30648.20	▲30649.20
Clay	▲30647.21	▲30648.21	▲30649.21
Metal	▲30647.22	▲30648.22	▲30649.22
PVD metals (Zinc-Titanium Alloy)			
Brushed gold	▲30647.70.01	▲30648.70.01	▲30649.70.01
Bronze	▲30647.71	▲30648.71	▲30649.71
Satin finish stainless steel	▲30647.72	▲30648.72	▲30649.72
Satin metals (Zinc-Titanium Alloy)			
Titanium	▲30647.60	▲30648.60	▲30649.60

Cover plates with 71 mm distance between centres: guidelines

2 modules 2+2 modules (71 mm distance between centres) 2+2+2 modules (71 mm distance between centres) 2+2+2+2 modules (71 mm distance between centres) 2+2 vertical modules (71 mm distance between centres) 2+2+2 vertical modules (71 mm distance between centres)



Total Look (Technopolymer)						
	White	▲30642.00	▲30643.00	▲30644.00	▲30669.00	▲30645.00 ▲30646.00
	Canvas	▲30642.01	▲30643.01	▲30644.01	▲30669.01	▲30645.01 ▲30646.01
	Black	▲30642.02	▲30643.02	▲30644.02	▲30669.02	▲30645.02 ▲30646.02
Painted technopolymers (Technopolymer)						
	Silver	▲30642.20	▲30643.20	▲30644.20	▲30669.20	▲30645.20 ▲30646.20
	Clay	▲30642.21	▲30643.21	▲30644.21	▲30669.21	▲30645.21 ▲30646.21
	Metal	▲30642.22	▲30643.22	▲30644.22	▲30669.22	▲30645.22 ▲30646.22
PVD metals (Zinc-Titanium Alloy)						
	Brushed gold	▲30642.70.01	▲30643.70.01	▲30644.70.01	▲30669.70.01	▲30645.70.01 ▲30646.70.01
	Bronze	▲30642.71	▲30643.71	▲30644.71	▲30669.71	▲30645.71 ▲30646.71
	Satin finish stainless steel	▲30642.72	▲30643.72	▲30644.72	▲30669.72	▲30645.72 ▲30646.72
Satin metals (Zinc-Titanium Alloy)						
	Titanium	▲30642.60	▲30643.60	▲30644.60	▲30669.60	▲30645.60 ▲30646.60

Installation types

Modules	Boxes	Mounting frames	Cover plates
2 for Ø 60 mm mounting boxes	<p>Flush mounting</p> <p>V71001 For masonry walls GW 650 °C, sky blue V71001.AU GW 960 °C, black</p> <p>V71701 For hollow walls, for mounting frames without claws, GW 850 °C, sky blue</p>	<p>30602 2 modules, with (removable) claws</p> <p>30603 2 modules, without screws</p>	<p>30642... 2 modules</p> <p>Dimensions: 90x88x7.9 mm</p>
3	<p>Flush mounting</p> <p>V71303 For masonry walls GW 650 °C, sky blue V71303.AU GW 960 °C, black</p> <p>V71703 For hollow walls, GW 850 °C, sky blue</p>	<p>30613 3 modules, with screws</p> <p>30613AE 3 modules, with anti-tamper screws</p>	<p>30653... 3 modules</p> <p>Dimensions: 122.8x88x5.7 mm</p>
4	<p>Flush mounting</p> <p>V71304 For masonry walls GW 650 °C, sky blue V71304.AU GW 960 °C, black</p> <p>V71704 For hollow walls, GW 850 °C, sky blue</p> <p>30784.G 4 modules, black 30784.B 4 modules, white</p>	<p>Table mounting</p> <p>30614 4 modules, with screws</p> <p>30614AE 4 modules, with anti-tamper screws</p>	<p>30654... 4 modules</p> <p>Dimensions: 146.6x88x5.7 mm</p>
7	<p>Flush mounting</p> <p>V71306 For masonry walls GW 650 °C, sky blue V71306.AU GW 960 °C, black</p> <p>V71706 For hollow walls, GW 850 °C, sky blue</p>	<p>30617 7 modules, with screws</p> <p>30617AE 7 modules, with anti-tamper screws</p>	<p>30657... 7 modules</p> <p>Dimensions: 208.5x88x7.9 mm</p>

British standard installation methods

Modules	Boxes	Mounting frames/Devices	Cover plates*
1 and 2	<p>Flush mounting</p> <p>Square mounting box British standard distance between centres: 60.3 mm</p>	<p>▲30607¹ 2 modules, with screws</p>	<p>▲30647... 2 modules Dimensions: 88x88x5.7 mm</p>
3 and monobloc	<p>Flush mounting</p> <p>Square mounting box British standard distance between centres: 60.3 mm</p>	<p>▲30608¹ 3 modules, with screws</p> <p>▲30221.LG Monobloc device example</p> <p>▲30017.G Monobloc device example</p>	<p>▲30648... 3 modules, horizontal installation as well as vertical. Dimensions: 88x88x5.7 mm</p>
5 and monobloc	<p>Flush mounting</p> <p>Rectangular mounting box British standard Distance between centres: 120.6 mm</p>	<p>▲30609¹ 5 modules, with screws</p> <p>▲30222.LG Monobloc device example, horizontal installation</p> <p>▲30291.G Monobloc device example, vertical installation</p>	<p>▲30649... 5 modules, horizontal installation as well as vertical. Dimensions: 155x88x5.7 mm</p>

* Not to be used in European Countries

▲ New article

△ Available until stocks last

Installation with 71 mm distance between centres (French and German standard)

Modules	Boxes	Mounting frames	Cover plates*
2+2 with distance between centres 71 mm	<p>Flush mounting</p>	<p>71</p> <p>71</p> <p>2 x 30602 2 modules, with claws</p> <p>2 x 30603 2 modules, without screws</p>	<p>30643... 4 modules (2+2), for horizontal installation. Dimensions: 161x88 mm</p> <p>30645... 4 modules (2+2), for vertical installation. Dimensions: 161x88 mm</p>
2+2+2 with distance between centres 71 mm	<p>Flush mounting</p>	<p>71 71</p> <p>71 71</p> <p>3 x 30602 2 modules, with claws</p> <p>3 x 30603 2 modules, without screws</p>	<p>30644... 6 modules (2+2+2), for horizontal installation. Dimensions: 232x88 mm</p> <p>30646... 6 modules (2+2+2), for vertical installation. Dimensions: 232x88 mm</p>
2+2+2+2 with distance between centres 71 mm	<p>Flush mounting</p>	<p>71 71 71</p> <p>71 71 71</p> <p>4 x 30602 2 modules, with claws</p> <p>4 x 30603 2 modules, without screws</p>	<p>30669... 8 modules (2+2+2+2), for horizontal installation. Dimensions: 232x88 mm</p>

* Range of cover plates, page 234

¹ Articles conforming to BS 5733

Linea with XT platform installation types

Modules	Boxes	Devices (back of mounting frame)	Electrified mounting frames	Linea device with XT platform (front of mounting frame)
2 for Ø 60 mm mounting boxes	 V71701 For hollow walls, for mounting frames without claws, GW 850 °C, sky blue	 32101 KNX Power supply node or 32001 Power supply node or 32002 Actuator	 32602.G 2 modules, without screws, black 32602.B 2 modules, without screws, white 32602.C 2 modules, without screws, canvas	 3 x 1 module, black (possibility of up to 12 activations) or 1 x 1 module + 1 x 2 modules, black 3 x 1 module, white (possibility of up to 12 activations) or 1 x 1 module + 1 x 2 modules, white 3 x 1 module, canvas (possibility of up to 12 activations) or 1 x 1 module + 1 x 2 modules, canvas
3	 V71303 For masonry walls GW 650 °C, sky blue V71303.AU GW 960 °C, black V71703 For hollow walls, GW 850 °C, sky blue	 32101 KNX Power supply node or 32001 Power supply node or 32002 Actuator	 32603.G 3 modules, with screws, black 32603.B 3 modules, with screws, white 32603.C 3 modules, with screws, canvas	 4 x 1 module, black (possibility of up to 16 activations) or 2 x 1 module + 1 x 2 modules, black or 2 x 2 modules, black 4 x 1 module, white (possibility of up to 16 activations) or 2 x 1 module + 1 x 2 modules, white or 2 x 2 modules, white 4 x 1 module, canvas (possibility of up to 16 activations) or 2 x 1 module + 1 x 2 modules, canvas or 2 x 2 modules, canvas
4	 V71304 For masonry walls GW 650 °C, sky blue V71304.AU GW 960 °C, black V71704 For hollow walls, GW 850 °C, sky blue	 32101 KNX Power supply node or 32001 Power supply node or 32002 Actuator	 32604.G 4 modules, with screws, black 32604.B 4 modules, with screws, white 32604.C 4 modules, with screws, canvas	 5 x 1 module, black (possibility of up to 20 activations) or 3 x 1 module + 1 x 2 modules, black or 1 x 1 module + 2 x 2 modules, black 5 x 1 module, white (possibility of up to 20 activations) or 3 x 1 module + 1 x 2 modules, white or 1 x 1 module + 2 x 2 modules, white 5 x 1 module, canvas (possibility of up to 20 activations) or 3 x 1 module + 1 x 2 modules, canvas or 1 x 1 module + 2 x 2 modules, canvas

* Not to be used in European Countries ▲ New article Δ Available until stocks last

Linea with XT platform and Linea device installation types

Modules	Boxes	Devices (back of mounting frame)	Mixed mounting frames (electrified and for Linea cover plate)	Combination of devices* Linea with XT platform and Linea
3	 V71303 For masonry walls GW 650 °C, sky blue V71303.AU GW 960 °C, black V71703 For hollow walls, GW 850 °C, sky blue	 32101 KNX Power supply node or 32001 Power supply node	 32613.G 3 modules, with screws, black 32613.B 3 modules, with screws, white 32613.C 3 modules, with screws, canvas	 XT platform: 1 x 1 module, black (possibility of up to 4 activations) + Linea: 2 x 1 module or 1 x 2 modules, black XT platform: 1 x 1 module, white (possibility of up to 4 activations) + Linea: 2 x 1 module or 1 x 2 modules, white XT platform: 1 x 1 module, canvas (possibility of up to 4 activations) + Linea: 2 x 1 module or 1 x 2 modules, canvas
4	 V71304 For masonry walls GW 650 °C, sky blue V71304.AU GW 960 °C, black V71704 For hollow walls, GW 850 °C, sky blue	 32101 KNX Power supply node or 32001 Power supply node or 32002 Actuator	 32614.G 4 modules, with screws, black 32614.B 4 modules, with screws, white 32614.C 4 modules, with screws, canvas	 XT platform: 2 x 1 module, black (possibility of up to 8 activations) or XT platform: 1 x 2 modules, black + Linea: 2 x 1 module or 1 x 2 modules, black XT platform: 2 x 1 module, white (possibility of up to 8 activations) or XT platform: 1 x 2 modules, white + Linea: 2 x 1 module or 1 x 2 modules, white XT platform: 2 x 1 module, canvas (possibility of up to 8 activations) or XT platform: 1 x 2 modules, canvas + Linea: 2 x 1 module or 1 x 2 modules, canvas

* The combinations shown only represent some of the devices that can be installed.

Control devices	256
Power and signal socket outlets	272
Signalling, protection and detection	287
Comfort and climate	290
Stand alone and hotel solutions	291
Smart home View Wireless	294
Cover plates range	302
Installation types	310


Arké





Arké

Simplicity and personality to enjoy spaces in the best of ways. A contemporary, functional and pragmatic style, this series reflects the right balance between character, expressiveness and care for details, with more design opportunities.




White Total Look



Black Total Look



Metal Total Look





Arké. Materials and finishes



Tecno-basic

Satin technopolymer. A simple, hard-wearing material which has been teamed with elegant and simple colours, such as black, white, grey and ivory.



Colour-Tech

Painted technopolymer. Generating a bewitching metal effect. Six different colours to emphasise a high-tech style.



Reflex Plus

Technopolymer. A material that embraces all the energy of modern life brimming with colour and shine. A diversified interpretation thanks to the strong appeal of the glass effect.



Wood

Solid wood. Iconic and contemporary, with a strong texture, conveying a sense of warmth and the vitality of the natural material par excellence.



Metal-Colour

Painted metal. Sophisticated finishes oozing trendy charm. All eyes are drawn to this seductive gleaming surface, making the surroundings gleam.



Alu_tech

Modern and hi-tech, aluminium emphasises the contemporary appeal of the series.




Metal-Elite

Faced metal. A noble interpretation of the most popular metals used in interior design, with even glossier material.

Quality and versatility of products, from its design concept.

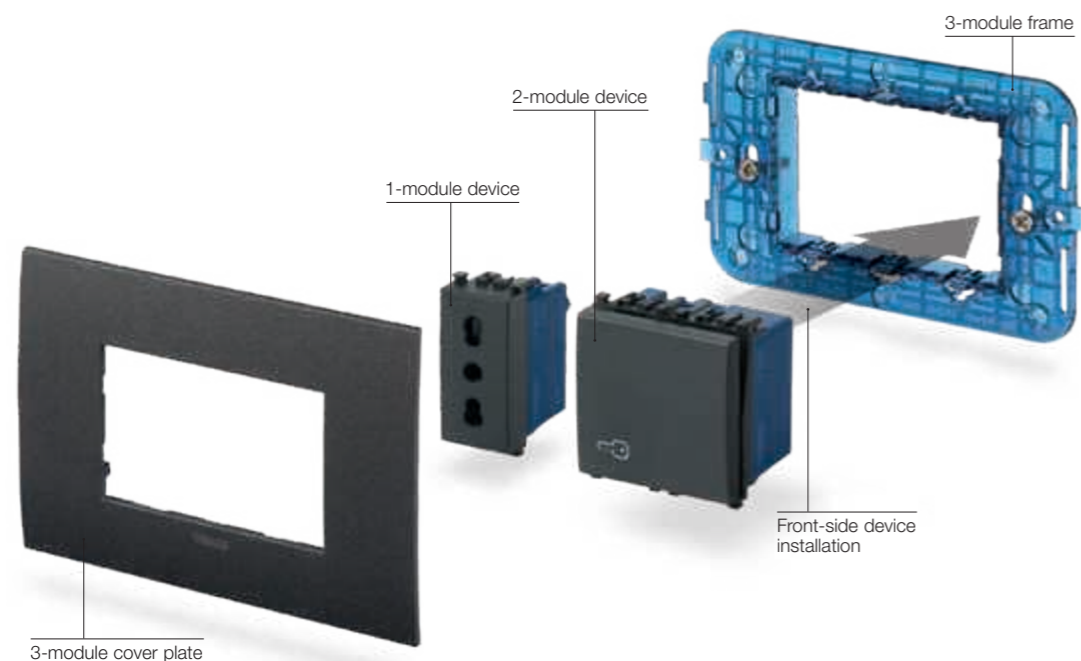
Plack-clack hooking system

A Vimar patent that makes it quick and easy to fit the lighting components (devices and mounting frames) to the cover plate. The plack-clack is a hooking system with an extra-strong mounting frame (thanks also to the honeycomb structure of the mounting frame) and exceptional rigidity, simplifying the front-on fitting and removal of devices.



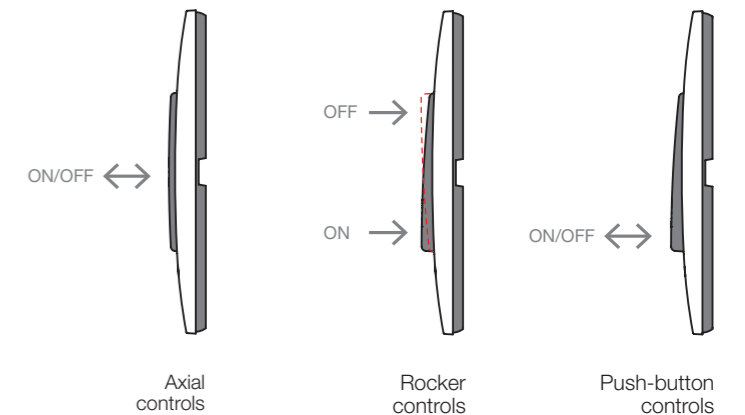
Modular devices and cover plates

The modular device with from 1 to 3 modules lets you install multiple devices of different modularity in a single mounting frame, up to a composition of 21 modules for cover plates size 7+7+7. The mounting frame that installs the devices is equipped with interlocking teeth that provide strong and reliable fixing for each single device and allows perfect alignment between devices such as to create an orderly and visually pleasing stylistic effect. The device can also be fixed front-on to the mounting frame, allowing work on the installation at any time without having to remove the mounting frame from the box.



Controls

Controlling the light, activating a scenario or managing loads are just some of the many uses of energy. The combination of mechanics and technology enables simplifying these daily gestures in operating a simple device, as a axial or rocker switches or push button, with precision and an intuitive understanding of the associated functions.



Backlighting and customization


The backlighting with different colours makes the controls visible even in the dark, while the symbols, either laser-engraved or customized on site, always give a clear indication of the various functions.



Screwless terminals

For solid, stranded and flexible cables. Quick, easy and safe.

The quick-wiring terminals can hold rigid, semi-rigid and flexible cables, responding to all installation needs. Secure fastening is assured for both signal circuit cables with cross-section 0,5-2,5 mm² and power circuit cables with cross-section 1,5-2,5 mm².



Screw terminals

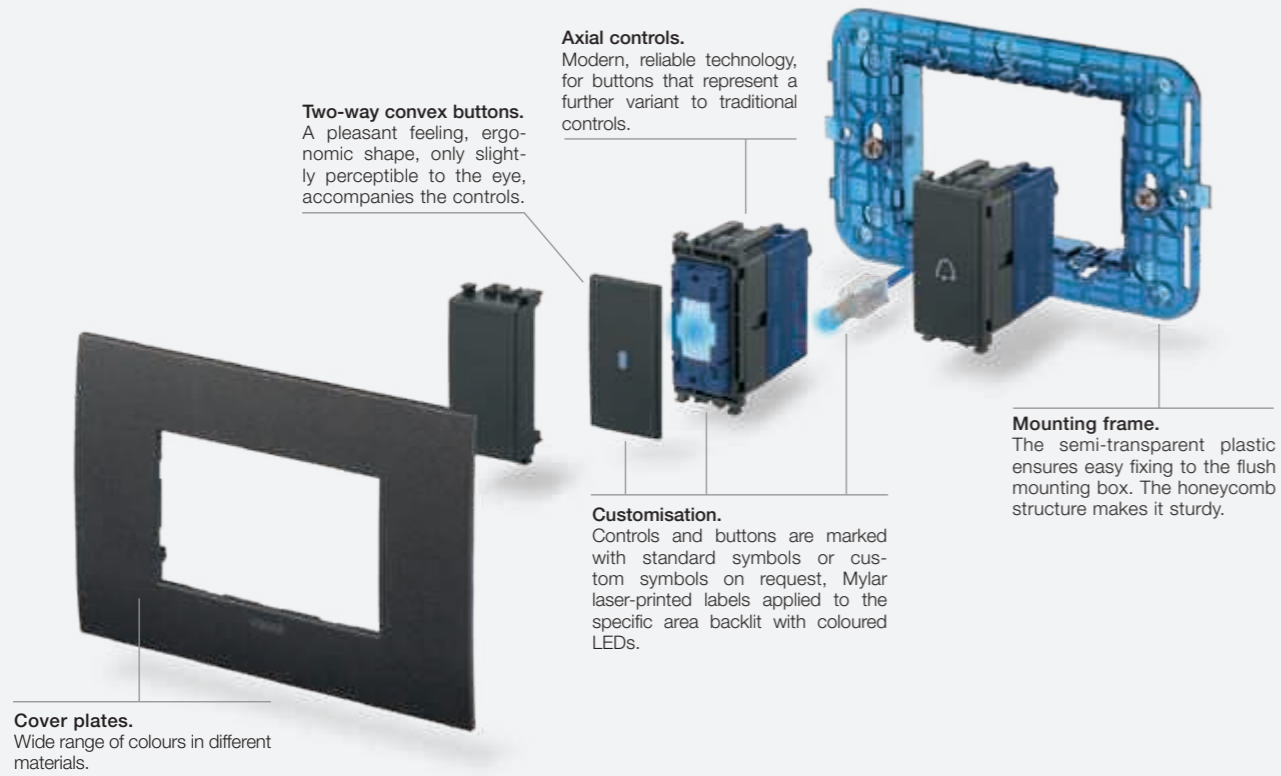
Ergonomic contacts.

The metal plate in the terminals is curved: a Vimar refinement allowing the wire to be held in place until clamped with the screw. Secure fastening is assured for both signal circuit cables with cross-section 0,5-2,5 mm² and power circuit cables with cross-section 1,5-2,5 mm².

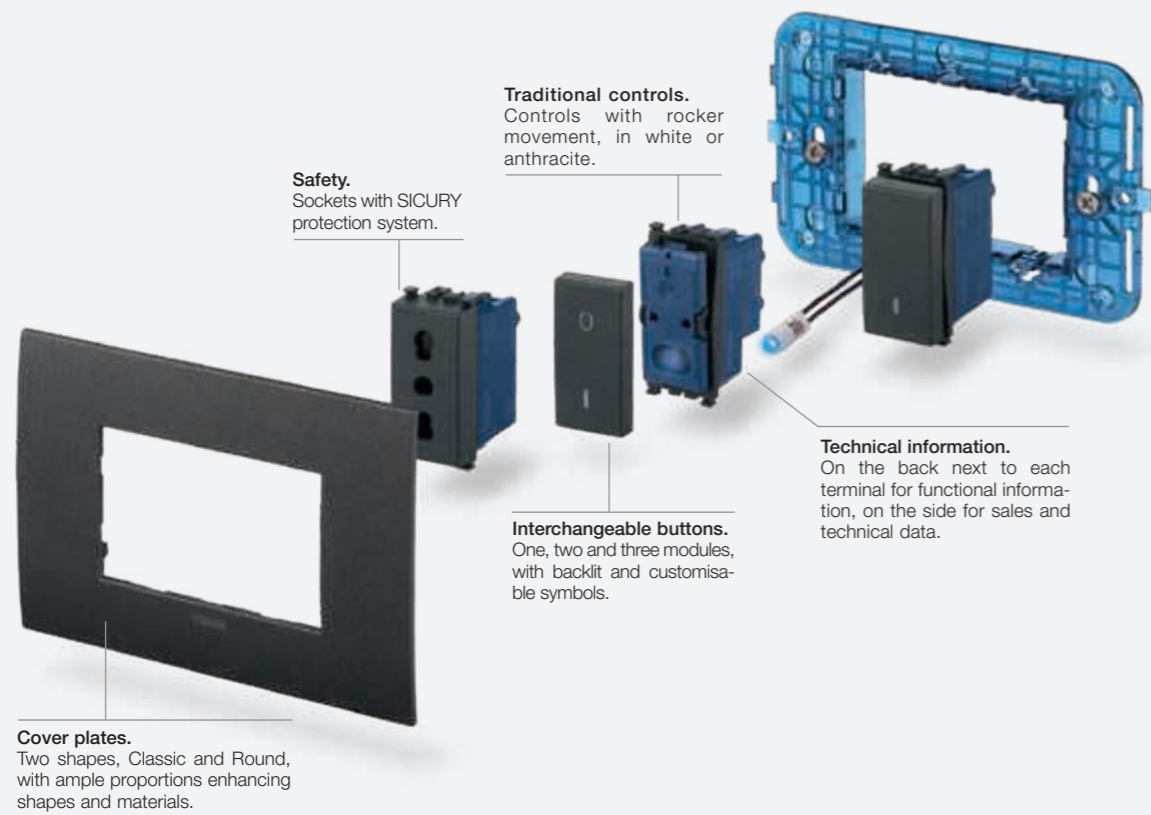






























Mounting features for other standards

Axial controls




Traditional controls



Composition	Box	Frame	Device	Cover plate
 panel mounting	 panel mounting	 with screws	 1-module	 from 1 to 2 modules Classic or Round*
 from 1 to 2 modules	 flush mounting	 2-module with/without screws or with claws	 2-module  2 x 1-module	 from 1 to 2 modules Classic or Round*
 2 central modules	 flush mounting	 with screws	 2 x 1-module  2-module	 2-central-module Classic or Round*
 from 3 to 7 modules		 with screws	 1- and 2-module  3 x 1-module  3-module	 From 3 to 7 modules Classic or Round*
 table mounting	 table box	 with screws	 1 x 2-module and 2 x 1-module	 4 and 7 modules Classic or Round*

Mounting features for British standard

Modular devices mounting



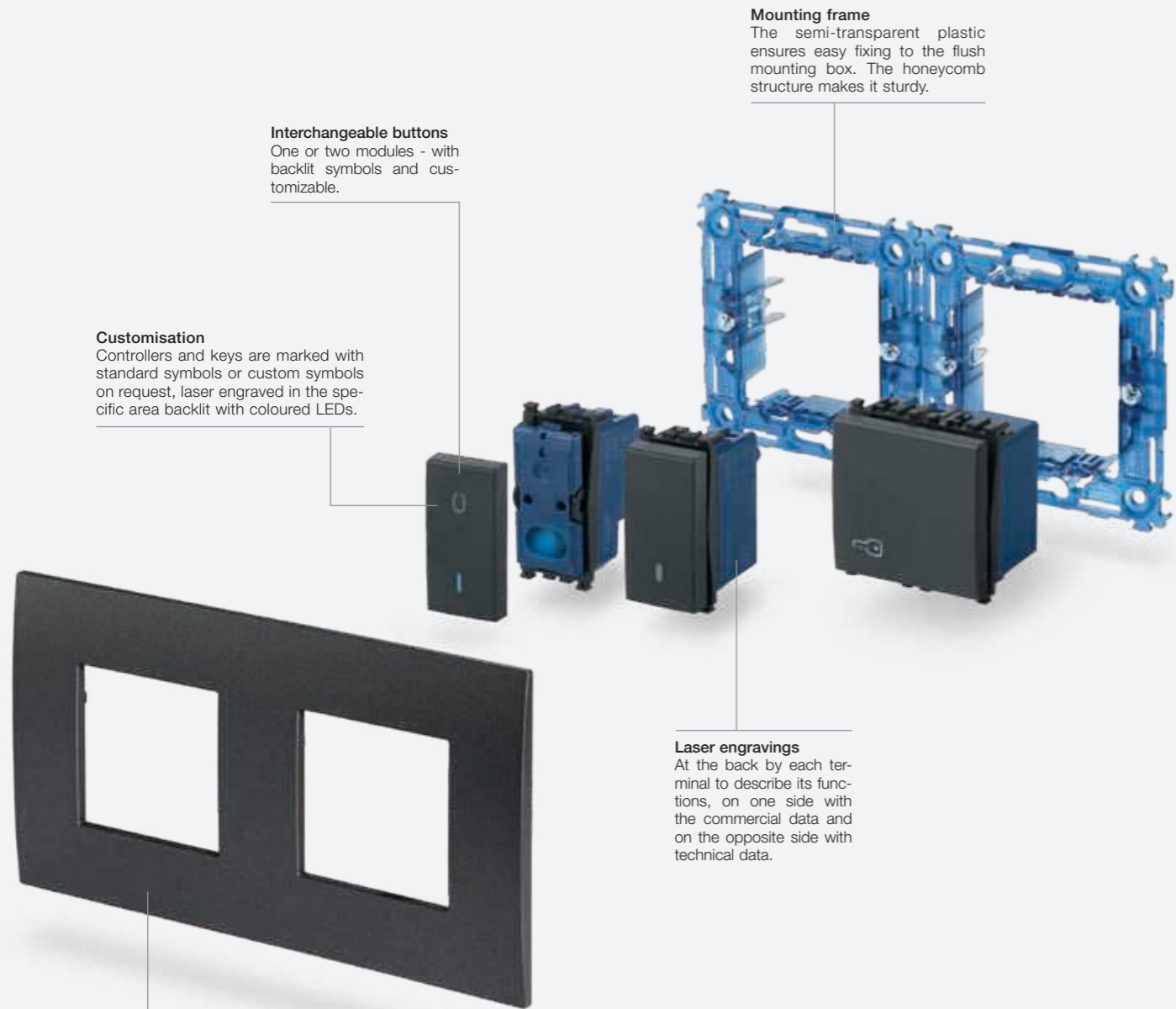
Monobloc device (with built-in mounting frame)



Composition	Box	Frame	Device	Cover plate
<p>1 module, modular mounting (1-gang)</p>	<p>1-gang mounting box Fixing centres: 60,3 mm</p>	<p>1-module with screws M 3,5</p>	<p>1-gang switch, 1 module</p>	<p>1 module*</p>
<p>2 modules, modular mounting (1- and 2-gang switch)</p>	<p>1-gang mounting box Fixing centres: 60,3 mm</p>	<p>2-module with screws M 3,5</p>	<p>2 x 1-gang switches, 1 module</p> <p>1-gang switch, 2 modules</p>	<p>2 modules*</p>
<p>monobloc device or 3 modules modular mounting</p>	<p>1-gang mounting box Fixing centres: 60,3 mm</p>	<p>3-module with screws M 3,5</p>	<p>Socket outlet monobloc device</p> <p>ON/OFF unit monobloc device</p> <p>1 x 2-module + 1 x 1-module</p>	<p>monobloc horizontal mounting*</p> <p>monobloc vertical mounting*</p> <p>3 modules*</p>
<p>monobloc device or 5 modules modular mounting</p>	<p>2-gang mounting box Fixing centres: 120,6 mm</p>	<p>5-module with screws M 3,5</p>	<p>2-gang switched socket outlets monobloc device</p> <p>2 x 2-module + 1 x 1-module (blank module)</p>	<p>5 modules*</p>

Mounting features

Installation with 71 mm between centres
(German and French standards)




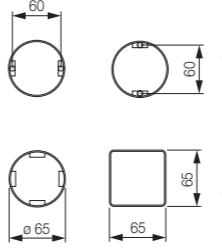




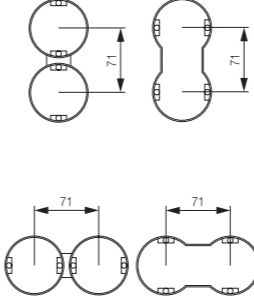
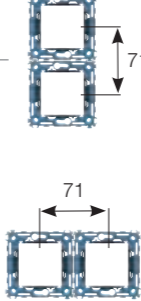
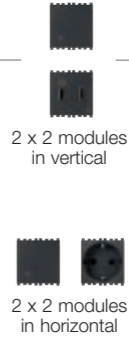


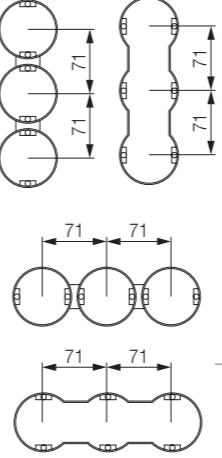
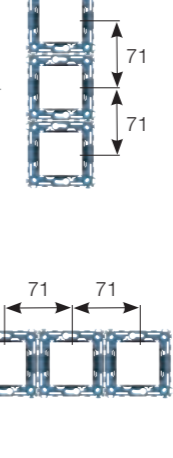



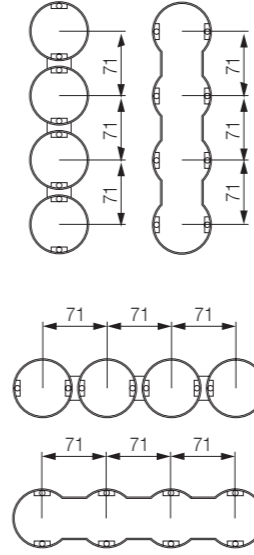
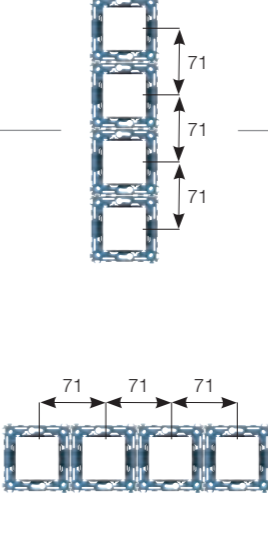


Interchangeable buttons
One or two modules - with backlit symbols and customizable.

Customisation
Controllers and keys are marked with standard symbols or custom symbols on request, laser engraved in the specific area backlit with coloured LEDs.

Mounting frame
The semi-transparent plastic ensures easy fixing to the flush mounting box. The honeycomb structure makes it sturdy.

Laser engravings
At the back by each terminal to describe its functions, on one side with the commercial data and on the opposite side with technical data.

Multi-module cover plates
Wide range of cover plates, from 2+2 to 2+2+2+2 modules, for safe and functional vertical and horizontal installation for any country.

Composition	Box	Frame	Device	Cover plate
 <p>2 modules, ø 60 and 65 mm mounting box</p>			 <p>1-gang switch, 2 modules</p>	 <p>2 modules</p>
 <p>2+2 modules, 71 mm between centres</p>			 <p>2 x 2 modules in vertical</p> <p>2 x 2 modules in horizontal</p>	 <p>vertical way</p> <p>horizontal way</p>
 <p>2+2+2 modules, 71 mm between centres</p>			 <p>3 x 2 modules in vertical</p> <p>3 x 2 modules in horizontal</p>	 <p>vertical way</p> <p>horizontal way</p>
 <p>2+2+2+2 modules, 71 mm between centres</p>			 <p>4 x 2 modules in vertical</p> <p>4 x 2 modules in horizontal</p>	 <p>vertical way</p> <p>horizontal way</p>

Due to the graphic layout, the product photos are not represented with equivalent proportions.

Grey	White	Metal
------	-------	-------

Blank modules and cable outlets

<p>19041 Blank module 19041.AB As above, antibacterial treatment. Depth: 10 mm</p> <p>19044 Cable outlet. Depth: 16,3 mm</p>	<p>19041.B Blank module 19041.AB.B As above, antibacterial treatment. Depth: 10 mm</p> <p>19044.B Cable outlet. Depth: 16,3 mm</p>	<p>19041.M Blank module. Depth: 10 mm</p> <p>19044.M Cable outlet. Depth: 16,3 mm</p>
<p>19042 Blank module - 2 modules. Depth: 11 mm</p>	<p>19042.B Blank module - 2 modules. Depth: 11 mm</p>	<p>19042.M Blank module - 2 modules. Depth: 11 mm</p>
<p>19046² Cable outlet + 2P+E 20 A terminal bar. Depth: 22,1 mm</p> <p>19047² 2P+E 45 A 1-gang cable outlet supplied with cover. Depth: 20 mm</p>	<p>19046.B² Cable outlet + 2P+E 20 A terminal bar. Depth: 22,1 mm</p> <p>19047.B² 2P+E 45 A 1-gang cable outlet supplied with cover. Depth: 20 mm</p>	<p>19046.M² Cable outlet + 2P+E 20 A terminal bar. Depth: 22,1 mm</p> <p>19047.M² 2P+E 45 A 1-gang cable outlet supplied with cover. Depth: 20 mm</p>
<p>19049.L³ 13 A, 1-gang, switched and fused connection unit. Depth: 20,4 mm</p>	<p>19049.L.B³ 13 A, 1-gang, switched and fused connection unit. Depth: 20,4 mm</p>	<p>19049.L.M³ 13 A, 1-gang, switched and fused connection unit. Depth: 20,4 mm</p>

1P 1-way switches 250 V~ (lightable[°])

<p>19000 10 AX 19001 16 AX 19001.AB As above, antibacterial treatment. Depth: 25 mm</p>	<p>19000.2 10 AX - 2 modules. Depth: 25 mm</p> <p>19001.B 16 AX 19001.AB.B As above, antibacterial treatment. Depth: 25 mm</p>	<p>19000.M 10 AX 19001.M 16 AX. Depth: 25 mm</p> <p>19000.2.M 10 AX - 2 modules. Depth: 25 mm</p>
--	---	--

Grey	White	Metal
------	-------	-------

1P 1-way switches 250 V~ (lightable[°])

<p>19002 20 AX. Depth: 25 mm</p> <p>19002.2 20 AX - 2 modules. Depth: 25 mm</p>	<p>19002.B 20 AX. Depth: 25 mm</p> <p>19002.2.B 20 AX - 2 modules. Depth: 25 mm</p>	<p>19002.M 20 AX. Depth: 25 mm</p> <p>19002.2.M 20 AX - 2 modules. Depth: 25 mm</p>
---	---	---

1P 1-way switches 250 V~, screwless terminals (lightable[°])

<p>19000.FX 10 AX. Depth: 29,7 mm</p> <p>19000.FX.2 10 AX - 2 modules. Depth: 29,7 mm</p>	<p>19000.FX.B 10 AX. Depth: 29,7 mm</p> <p>19000.FX.2.B 10 AX - 2 modules. Depth: 29,7 mm</p>	<p>19000.FX.M 10 AX. Depth: 29,7 mm</p> <p>19000.FX.2.M 10 AX - 2 modules. Depth: 29,7 mm</p>
---	---	---

Axial 1P 1-way switches 250 V~ (lightable[°])

<p>19100 10 AX Depth: 35,5 mm</p> <p>19100.2 10 AX Depth: 35,5 mm</p>	<p>19100.B 10 AX Depth: 35,5 mm</p> <p>19100.2.B 10 AX Depth: 35,5 mm</p>	<p>19100.M 10 AX Depth: 35,5 mm</p> <p>19100.2.M 10 AX Depth: 35,5 mm</p>
---	---	---

Grey	White	Metal
------	-------	-------

2P 1-way switches 250 V~ (lightable°)

<p>19015 16 AX 19015.AB As above, antibacterial treatment. Depth: 25 mm</p>	<p>19015.2 16 AX - 2 modules. Depth: 25 mm</p>	<p>19015.B 16 AX 19015.AB.B As above, antibacterial treatment. Depth: 25 mm</p>	<p>19015.2.B 16 AX - 2 modules. Depth: 25 mm</p>	<p>19015.M 16 AX. Depth: 25 mm</p>	<p>19015.2.M 16 AX - 2 modules. Depth: 25 mm</p>
<p>19016 20 AX. Depth: 26 mm</p>	<p>19016.2 20 AX, ON/OFF - 2 modules. Depth: 26 mm</p>	<p>19016.B 20 AX. Depth: 26 mm</p>	<p>19016.2.B 20 AX, ON/OFF - 2 modules. Depth: 26 mm</p>	<p>19016.M 20 AX. Depth: 26 mm</p>	<p>19016.2.M 20 AX, ON/OFF - 2 modules. Depth: 26 mm</p>
<p>19016.WH 20 AX, Water/Heater. Depth: 26 mm</p>	<p>19016.2.WH 20 AX, Water/Heater - 2 modules. Depth: 26 mm</p>	<p>19016.WH.B 20 AX, Water/Heater. Depth: 26 mm</p>	<p>19016.2.WH.B 20 AX, Water/Heater - 2 modules. Depth: 26 mm</p>	<p>19016.WH.M 20 AX, Water/Heater. Depth: 26 mm</p>	<p>19016.2.WH.M 20 AX, Water/Heater - 2 modules. Depth: 26 mm</p>

2P 1-way switches 250 V~ (lightable°)

<p>19017 32 A, 1-gang, ON/OFF. Depth: 22,5 mm</p>	<p>19017.WH 32 A, 1-gang, Water/Heater. Depth: 22,5 mm</p>	<p>19017.B 32 A, 1-gang, ON/OFF. Depth: 22,5 mm</p>	<p>19017.WH.B 32 A, 1-gang, Water/Heater. Depth: 22,5 mm</p>	<p>19017.M 32 A, 1-gang, ON/OFF. Depth: 22,5 mm</p>	<p>19017.WH.M 32 A, 1-gang, Water/Heater. Depth: 22,5 mm</p>
<p>19018 45 A, 1-gang, ON/OFF. Depth: 22,5 mm</p>	<p>19018.CK 45 A, 1-gang, cooker unit. Depth: 22,5 mm</p>	<p>19018.B 45 A, 1-gang, ON/OFF. Depth: 22,5 mm</p>	<p>19018.CK.B 45 A, 1-gang, cooker unit. Depth: 22,5 mm</p>	<p>19018.M 45 A, 1-gang, ON/OFF. Depth: 22,5 mm</p>	<p>19018.CK.M 45 A, 1-gang, cooker unit. Depth: 22,5 mm</p>
<p>19019 45 A, 1-gang, ON/OFF unit for 2-gang boxes. Depth: 22,5 mm</p>	<p>19019.CK 45 A, 1-gang, cooker unit for 2-gang boxes. Depth: 22,5 mm</p>	<p>19019.B 45 A, 1-gang, ON/OFF. Depth: 22,5 mm</p>	<p>19019.CK.B 45 A, 1-gang, cooker unit for 2-gang boxes. Depth: 22,5 mm</p>	<p>19019.M 45 A, 1-gang, ON/OFF unit for 2-gang boxes. Depth: 22,5 mm</p>	<p>19019.CK.M 45 A, 1-gang, cooker unit for 2-gang boxes. Depth: 22,5 mm</p>

Grey	White	Metal
------	-------	-------

1P 2-way switches 250 V~ (lightable°)

<p>19004 10 AX</p>	<p>19004.2 10 AX - 2 modules. Depth: 25 mm</p>	<p>19004.B 10 AX</p>	<p>19004.2.B 10 AX - 2 modules. Depth: 25 mm</p>	<p>19004.M 10 AX</p>	<p>19004.2.M 10 AX - 2 modules. Depth: 25 mm</p>
<p>19005 16 AX 19005.AB As above, antibacterial treatment. Depth: 25 mm</p>	<p>19005.B 16 AX 19005.AB.B As above, antibacterial treatment. Depth: 25 mm</p>	<p>19006 20 AX. Depth: 26 mm</p>	<p>19006.2 20 AX, - 2 modules. Depth: 26 mm</p>	<p>19006.B 20 AX. Depth: 26 mm</p>	<p>19006.2.B 20 AX, - 2 modules. Depth: 26 mm</p>

1P 2-way switches 250 V~, screwless terminals (lightable°)

<p>19004.FX 10 AX. Depth: 29,7 mm</p>	<p>19004.FX.2 10 AX - 2 modules. Depth: 29,7 mm</p>	<p>19004.FX.B 10 AX. Depth: 29,7 mm</p>	<p>19004.FX.2.B 10 AX - 2 modules. Depth: 29,7 mm</p>	<p>19004.FX.M 10 AX. Depth: 29,7 mm</p>	<p>19004.FX.2.M 10 AX - 2 modules. Depth: 29,7 mm</p>
--	--	--	--	--	--

Axial 1P 2-way switches 250 V~ (lightable°)

<p>19104 10 AX Depth: 34,5 mm</p>	<p>19104.2 10 AX - 2 modules. Depth: 34,5 mm</p>	<p>19104.B 10 AX Depth: 34,5 mm</p>	<p>19104.2.B 10 AX - 2 modules. Depth: 34,5 mm</p>	<p>19104.M 10 AX Depth: 34,5 mm</p>	<p>19104.2.M 10 AX - 2 modules. Depth: 34,5 mm</p>
--	---	--	---	--	---

View Wireless connected 2-way switches



19592.0

Mechanism, 100-240 V 50/60 Hz output relay for 500 W incandescent lamps, 100 W LED lamps, 250 VA electronic transformers, 60 W fluorescent lamps, Bluetooth® wireless technology 5.0 for View Wireless mesh system and Zigbee 3.0, 1 input for actuator push button or recall a scenario. To complete with 1-, 2- or 3-module buttons. Depth: 36,5 mm



Grey	White	Metal
------	-------	-------

1P reversing switches 250 V~ (lightable°)

<p>19013 16 AX 19013.AB As above, antibacterial treatment. Depth: 25 mm</p>	<p>19013.2 16 AX - 2 modules. Depth: 25 mm</p>	<p>19013.B 16 AX 19013.AB.B As above, antibacterial treatment. Depth: 25 mm</p>	<p>19013.2.B 16 AX - 2 modules. Depth: 25 mm</p>	<p>19013.M 16 AX. Depth: 25 mm</p>	<p>19013.2.M 16 AX - 2 modules. Depth: 25 mm</p>
---	---	---	---	---	---

1P reversing switches 250 V~, screwless terminals (lightable°)

<p>19009.FX 10 AX. Depth: 27,7 mm</p>	<p>19009.FX.2 10 AX - 2 modules. Depth: 27,7 mm</p>	<p>19009.FX.B 10 AX. Depth: 27,7 mm</p>	<p>19009.FX.2.B 10 AX - 2 modules. Depth: 27,7 mm</p>	<p>19009.FX.M 10 AX. Depth: 27,7 mm</p>	<p>19009.FX.2.M 10 AX - 2 modules. Depth: 27,7 mm</p>
--	--	--	--	--	--

Axial 1P reversing switches 250 V~ (lightable°)

<p>19113 16 AX. Depth: 34,5 mm</p>	<p>19113.2 16 AX - 2 modules. Depth: 34,5 mm</p>	<p>19113.B 16 AX. Depth: 34,5 mm</p>	<p>19113.2.B 16 AX - 2 modules. Depth: 34,5 mm</p>	<p>19113.M 16 AX. Depth: 34,5 mm</p>	<p>19113.2.M 16 AX - 2 modules. Depth: 34,5 mm</p>
---	---	---	---	---	---

1P NO 10 A push buttons 250 V~ (lightable°)

<p>19008 10 A 19008.AB As above, antibacterial treatment. Depth: 26 mm</p>	<p>19008.2 10 A - 2 modules. Depth: 26 mm</p>	<p>19008.B 10 A 19008.AB.B As above, antibacterial treatment. Depth: 26 mm</p>	<p>19008.2.B 10 A - 2 modules. Depth: 26 mm</p>	<p>19008.M 10 A. Depth: 26 mm</p>	<p>19008.2.M 10 A - 2 modules. Depth: 26 mm</p>
<p>19008.2.C Bell symbol - 2 modules. Depth: 26 mm</p>	<p>19008.2.L Light symbol - 2 modules. Depth: 26 mm</p>	<p>19008.2.C.B Bell symbol - 2 modules. Depth: 26 mm</p>	<p>19008.2.L.B Light symbol - 2 modules. Depth: 26 mm</p>	<p>19008.2.C.M Bell symbol - 2 modules. Depth: 26 mm</p>	<p>19008.2.L.M Light symbol - 2 modules. Depth: 26 mm</p>

Grey	White	Metal
------	-------	-------

1P NO 10 A push buttons 250 V~, screwless terminals (lightable°)

<p>19008.FX 10 A. Depth: 26,7 mm</p>	<p>19008.FX.2 10 A - 2 modules. Depth: 26,7 mm</p>	<p>19008.FX.B 10 A. Depth: 26,7 mm</p>	<p>19008.FX.2.B 10 A - 2 modules. Depth: 26,7 mm</p>	<p>19008.FX.M 10 A. Depth: 26,7 mm</p>	<p>19008.FX.2.M 10 A - 2 modules. Depth: 26,7 mm</p>
---	---	---	---	---	---

Axial 1P NO 10 A push buttons 250 V~ (lightable°)

<p>19108 10 A. Depth: 35,5 mm</p>	<p>19108.2 10 A - 2 modules. Depth: 35,5 mm</p>	<p>19108.B 10 A. Depth: 35,5 mm</p>	<p>19108.2.B 10 A - 2 modules. Depth: 35,5 mm</p>	<p>19108.M 10 A. Depth: 35,5 mm</p>	<p>19108.2.M 10 A - 2 modules. Depth: 35,5 mm</p>
--	--	--	--	--	--

1P NC 10 A push button 250 V~ (lightable°)

<p>19010 10 A. Depth: 25 mm</p>	<p>19010.B 10 A. Depth: 25 mm</p>	<p>19010.M 10 A. Depth: 25 mm</p>
--	--	--

Grey	White	Metal
------	-------	-------

Quid - Magnetic relay module for lighting (backfit)



03991
ON/OFF sequence pulse relay module, 1 input for NO push button, 1 NO 10 A 220-240 V~ 50/60 Hz relay output, for backfit



03992
ON/OFF sequence pulse relay module, 1 input for NO push button, 1 input for reset push button, 1 NO 10 A 220-240 V~ 50/60 Hz relay output, luminous signalling of load status, for backfit



03993
ON/OFF sequence pulse relay module, 1 input for NO push button, 2 NO 10 A 220-240 V~ 50/60 Hz sequence relay outputs, for backfit



03994
Quid magnetic relay module with sequential ON/OFF pulses, 1 input for NO push-button on phase (L) or on neutral (N), 1 NO relay output 10 AX 220-240 V~ 50/60



00932
Pre-wired LED unit for signalling the load status, for 03992, supply voltage 220-240 V~ 50/60 Hz, 0,5 W, green



▲ 03998
Quid galvanic dividing module, 1 input for NO reset push button from system A (Slave), 1 input for NO reset push button from system B (master), 1 input for system A (slave) neutral, 1 input for system B (master) phase, installation in junction boxes or connector block boxes



▲ 01490
Quid silent magnetic relay module with sequential ON/OFF pulses, 1 input for NO push button, 1 input for NO reset push button, 1 input for NO set push button, 1x10 A 220-240 V~ 50/60 Hz volt-free output, installation on DIN rail (60715 TH35), occupies 1 module size 17,5 mm

Grey	White	Metal
------	-------	-------

Lightable° mechanisms 250 V~ (common devices for the three versions)



19000.0
1P 10 AX
1-way switch.
Depth: 25 mm



19001.0
1P 16 AX
1-way switch.
Depth: 25 mm



19015.0
2P 16 AX
1-way switch.
Depth: 25 mm



19004.0
1P 10 AX
2-way switch.
Depth: 25 mm



19005.0
1P 16 AX
2-way switch.
Depth: 25 mm



19013.0
1P 16 AX
reversing switch.
Depth: 25 mm



19008.0
1P NO 10 A
push button.
Depth: 25 mm



19010.0
1P NC 10 A
push button.
Depth: 25 mm



19016.0
2P 20 AX
1-way switch.
Depth: 25 mm

Lightable° mechanisms 250 V~, axial (common devices for the three versions)



19100.0
1P 10 AX
1-way switch.
Depth: 35,5 mm



19104.0
1P 10 AX 2-way
switch.
Depth: 35,5 mm

Lightable° mechanisms 250 V~, screwless terminals (common devices for the three versions)



19000.FX.0
1P 10 AX
1-way switch.
Depth: 29,7 mm



19004.FX.0
1P 10 AX
2-way switch.
Depth: 29,7 mm



19009.FX.0
1P 10 AX
reversing switch.
Depth: 27,7 mm



19008.FX.0
1P NO 10 A
push button.
Depth: 26,7 mm

Grey	White	Metal
------	-------	-------

1-module interchangeable buttons (lightable°)

 19021 No symbol 19021.1 No symbol 19026 With diffuser 19026.DND Do Not Disturb with diffuser	 19021.B No symbol 19021.1.B No symbol 19026.B With diffuser 19026.DND.B Do Not Disturb with diffuser	 19021.M No symbol 19021.1.M No symbol 19026.M With diffuser 19026.DND.M Do Not Disturb with diffuser
 19026.PLS Please Clean with diffuser 19021.C Bell symbol 19021.L Light symbol	 19026.PLS.B Please Clean with diffuser 19021.C.B Bell symbol 19021.L.B Light symbol	 19026.PLS.M Please Clean with diffuser 19021.C.M Bell symbol 19021.L.M Light symbol
 19021.P Key symbol 19021.99 O I symbols 19038 Smooth, non-lightable	 19021.P.B Key symbol 19021.99.B O I symbols 19038.B Smooth, non-lightable	 19021.P.M Key symbol 19021.99.M O I symbols 19038.M Smooth, non-lightable

1-module interchangeable buttons for axial controls (lightable°)

 19131 No symbol 19131.1 No symbol 19131.C Bell symbol 19131.L Light symbol	 19131.B No symbol 19131.1.B No symbol 19131.C.B Bell symbol 19131.L.B Light symbol	 19131.M No symbol 19131.1.M No symbol 19131.C.M Bell symbol 19131.L.M Light symbol
 19131.P Key symbol	 19131.P.B Key symbol	 19131.P.M Key symbol

2-module interchangeable buttons (lightable°)

 19022 No symbol 19022.AB As above, antibacterial treatment 19022.1 No symbol 19022.1.AB As above, antibacterial treatment	 19022.B No symbol 19022.1.B No symbol 19022.1.AB.B As above, antibacterial treatment 19027 With diffuser	 19022.M No symbol 19022.1.M No symbol 19027.M With diffuser
--	---	--

Grey	White	Metal
------	-------	-------

2-module interchangeable buttons (lightable°)

 19022.C Bell symbol 19022.L Light symbol 19022.P Key symbol	 19022.C.B Bell symbol 19022.L.B Light symbol 19022.P.B Key symbol	 19022.C.M Bell symbol 19022.L.M Light symbol 19022.P.M Key symbol
 19022.99 O I symbols 19039 Smooth, non-lightable	 19022.99.B O I symbols 19039.B Smooth, non-lightable	 19022.99.M O I symbols 19039.M Smooth, non-lightable

2-module interchangeable buttons for axial controls (lightable°)










 19132 No symbol 19132.1 No symbol 19132.C Bell symbol	 19132.B No symbol 19132.1.B No symbol 19132.C.B Bell symbol	 19132.M No symbol 19132.1.M No symbol 19132.C.M Bell symbol
 19132.L Light symbol 19132.P Key symbol	 19132.L.B Light symbol 19132.P.B Key symbol	 19132.L.M Light symbol 19132.P.M Key symbol

3-module interchangeable buttons (lightable°)










 19023 No symbol 19023.1 No symbol	 19023.B No symbol 19023.1.B No symbol	 19023.M No symbol 19023.1.M No symbol
 19023.C Bell symbol 19028 With diffuser	 19023.C.B Bell symbol 19028.B With diffuser	 19023.C.M Bell symbol 19028.M With diffuser

Grey White Metal







1P special switches 250 V~

 <p>19050 NO 10 A, with lightable nameplate - 2 modules 19050.AB As above, antibacterial treatment. Depth: 26,2 mm</p>	 <p>19052 NO 10 A cord-operated 19052.AB As above, antibacterial treatment. Depth: 26 mm</p>	 <p>19053 NC 10 A cord-operated. Depth: 26 mm</p>	 <p>19050.B NO 10 A, with lightable nameplate - 2 modules 19050.AB.B As above, antibacterial treatment. Depth: 26,2 mm</p>	 <p>19052.B NO 10 A cord-operated 19052.AB.B As above, antibacterial treatment. Depth: 26 mm.</p>	 <p>19053.B NC 10 A cord-operated. Depth: 26 mm</p>	 <p>19050.M NO 10 A, with lightable nameplate - 2 modules. Depth: 26,2 mm</p>	 <p>19052.M NO 10 A cord-operated. Depth: 26 mm</p>	 <p>19053.M NC 10 A cord-operated. Depth: 26 mm</p>
--	---	---	---	--	---	--	---	---










Additional 1P switches 250 V~

 <p>19056.33 10 A, NO + NC-contact, OFF symbol. Depth: 29 mm</p>	 <p>19056.34 10 A, NO + NC-contact, ON symbol. Depth: 29 mm</p>	 <p>19058 Two 10 A NO+NC independent contacts, OFF/ON symbols. Depth: 29 mm</p>	 <p>19056.33.B 10 A, NO + NC-contact, OFF symbol. Depth: 29 mm</p>	 <p>19056.34.B 10 A, NO + NC-contact, ON symbol. Depth: 29 mm</p>	 <p>19058.B Two 10 A NO+NC independent contacts, OFF/ON symbols. Depth: 29 mm</p>	 <p>19056.33.M 10 A, NO + NC-contact, OFF symbol. Depth: 29 mm</p>	 <p>19056.34.M 10 A, NO + NC-contact, ON symbol. Depth: 29 mm</p>	 <p>19058.M Two 10 A NO+NC independent contacts, OFF/ON symbols. Depth: 29 mm</p>
---	---	---	--	---	---	---	---	---




1P NO 10 A push buttons 250 V~

 <p>19066 Two NO 10 A, independents. Depth: 29 mm</p>	 <p>19068 With white diffuser (for signalling unit). Depth: 28,5 mm</p>	 <p>19066.B Two NO 10 A, independents. Depth: 29 mm</p>	 <p>19068.B With white diffuser (for signalling unit). Depth: 28,5 mm</p>	 <p>19066.M Two NO 10 A, independents. Depth: 29 mm</p>	 <p>19068.M With white diffuser (for signalling unit). Depth: 28,5 mm</p>
--	---	---	---	--	---

Switches 250 V~



 <p>19060 2P 10 AX 2-way switch, OFF-central. Depth: 33,5 mm</p>	 <p>19061 2P 10 A 2-way push button, OFF-central. Depth: 35 mm</p>	 <p>19062 2 1P NO 10 A push buttons, interlocked 19062.AB As above, antibacterial treatment. Depth: 29 mm</p>	 <p>19060.B 2P 10 AX 2-way switch, OFF-central. Depth: 33,5 mm</p>	 <p>19061.B 2P 10 A 2-way push button, OFF-central. Depth: 35 mm</p>	 <p>19062.B 2 1P NO 10 A push buttons, interlocked 19062.AB.B As above, antibacterial treatment. Depth: 29 mm</p>	 <p>19060.M 2P 10 AX 2-way switch, OFF-central. Depth: 33,5 mm</p>	 <p>19061.M 2P 10 A 2-way push button, OFF-central. Depth: 35 mm</p>	 <p>19062.M 2 1P NO 10 A push buttons, interlocked. Depth: 29 mm</p>
---	--	--	--	--	--	---	--	--

Quid - Electronic 2-way switch for roller shutter

 <p>19196 Slat orientation, with relay outputs for cosφ 0,6 motor 2 A 220-240 V~ 50/60 Hz, position saving. Depth: 40,5 mm</p>	 <p>19196.B Slat orientation, with relay outputs for cosφ 0,6 motor 2 A 220-240 V~ 50/60 Hz, position saving. Depth: 40,5 mm</p>	 <p>19196.M Slat orientation, with relay outputs for cosφ 0,6 motor 2 A 220-240 V~ 50/60 Hz, position saving. Depth: 40,5 mm</p>
---	--	---




Grey White Metal

Quid - Electronic relay module and control unit module for roller shutters (backfit)






 <p>03996 Centralizable relay module, slat orientation, with relay outputs for cosφ 0,6 motor 2 A 220-240 V~ 50/60 Hz, position saving, for backfit or junction boxes installation</p>	 <p>03997 control unit module, 2 inputs for NO push button, 6 outputs for Quid roller shutter relay module (03996), 220-240 V~ 50/60 Hz power supply, for backfit or junction boxes installation</p>
--	--

View Wireless connected control device for roller shutter









 <p>VIEW IoT smart life 19594.0 Control device for 1 roller shutter with slat orientation and change-over relay output for cosφ 0,6 motor 2 A 100-240 V~ 50/60 Hz, Bluetooth® wireless technology 5.0 for View Wireless mesh system and Zigbee 3.0, 1 input for external push button to recall a scenario, favourite position recall function. To complete with 2 1-module half-button. Depth: 37,5 mm</p>	 
---	---

 <p>19755.2 2 1-module interchangeable half-button, arrows symbol</p>	 <p>19755.2.B 2 1-module interchangeable half-button, arrows symbol</p>	 <p>19755.2.M 2 1-module interchangeable half-button, arrows symbol</p>
---	---	---

2P key-operated switches 250 V~ (add .CU to the basic code for switches with 000 unified key)

 <p>19083 16 AX 1-way switch, key removable in both positions. Depth: 33 mm</p>	 <p>19086 NO 16 A push button, key removable in "O" position. Depth: 33 mm</p>	 <p>19083.B 16 AX 1-way switch, key removable in both positions. Depth: 33 mm</p>	 <p>19086.B NO 16 A push button, key removable in "O" position. Depth: 33 mm</p>	 <p>19083.M 16 AX 1-way switch, key removable in both positions. Depth: 33 mm</p>	 <p>19086.M NO 16 A push button, key removable in "O" position. Depth: 33 mm</p>
---	--	---	--	---	--

Dimmers**

 <p>19135.1 MASTER, universal. Depth: 41,5 mm</p>	 <p>19135.AB.1 MASTER, universal, antibacterial treatment. Depth: 41,5 mm</p>	 <p>19136.1 MASTER, universal, with potentiometer. Depth: 40,5 mm</p>	 <p>19135.1.B MASTER, universal. Depth: 41,5 mm</p>	 <p>19135.AB.1.B MASTER, universal, antibacterial treatment. Depth: 41,5 mm</p>	 <p>19136.1.B MASTER, universal, with potentiometer. Depth: 40,5 mm</p>	 <p>19135.1.M MASTER, universal. Depth: 41,5 mm</p>	 <p>19136.1.M MASTER, universal, with potentiometer. Depth: 40,5 mm</p>
---	---	---	---	---	---	---	---

Grey White Metal

Dimmers**

19150 100-500 W, with potentiometer, 230 V~. Depth: 39,5 mm	19153 100-500 W, push-push + potentiometer, 230 V~. Depth: 39,5 mm	*19147 30-500 W/ 30-300 VA, potentiometer, 120 V~. Depth: 39,5 mm	19150.B 100-500 W, with potentiometer, 230 V~. Depth: 39,5 mm	19153.B 100-500 W, push-push + potentiometer, 230 V~. Depth: 39,5 mm	*19147.B 30-500 W/ 30-300 VA, potentiometer, 120 V~. Depth: 39,5 mm	19150.M 100-500 W, with potentiometer, 230 V~. Depth: 39,5 mm	19153.M 100-500 W, push-push + potentiometer, 230 V~. Depth: 39,5 mm	*19147.M 30-500 W/ 30-300 VA, potentiometer, 120 V~. Depth: 39,5 mm

Regolatori per ventilatori

19134 Leading-edge dimmer 220-240 V~ 50/60 Hz for fans 15-150 W, ON/OFF control and regulation by built-in push button or via NO peripheral push buttons, 4-speed adjustment, Superslow function, visible in darkness. Depth: 40,4 mm	19134.120 Leading-edge dimmer 120 V~ 50/60 Hz for fans 15-150 W, ON/OFF control and regulation by built-in push button or via NO peripheral push buttons, 4-speed adjustment, Superslow function, visible in darkness. Depth: 40,4 mm	19134.B Leading-edge dimmer 220-240 V~ 50/60 Hz for fans 15-150 W, ON/OFF control and regulation by built-in push button or via NO peripheral push buttons, 4-speed adjustment, Superslow function, visible in darkness. Depth: 40,4 mm	19134.120.B Leading-edge dimmer 120 V~ 50/60 Hz for fans 15-150 W, ON/OFF control and regulation by built-in push button or via NO peripheral push buttons, 4-speed adjustment, Superslow function, visible in darkness. Depth: 40,4 mm	19134.M Leading-edge dimmer 220-240 V~ 50/60 Hz for fans 15-150 W, ON/OFF control and regulation by built-in push button or via NO peripheral push buttons, 4-speed adjustment, Superslow function, visible in darkness. Depth: 40,4 mm	19134.120.M Leading-edge dimmer 120 V~ 50/60 Hz for fans 15-150 W, ON/OFF control and regulation by built-in push button or via NO peripheral push buttons, 4-speed adjustment, Superslow function, visible in darkness. Depth: 40,4 mm

Dimmer - controllable loads

Type	UNIVERSAL							
	19135.1 - 19135.1.120				19136.1			
	2-wire connection		3-wire connection		2-wire connection		3-wire connection	
LOADS	LE	TE	LE	TE	LE	TE	LE	TE
Incandescence	40 ÷ 400 W	40 ÷ 300 W	40 ÷ 400 W	40 ÷ 300 W	40 ÷ 400 W	40 ÷ 300 W	40 ÷ 400 W	40 ÷ 300 W
LED	5 ÷ 100 W max 10 lamps	5 ÷ 200 W max 20 lamps	3 ÷ 100 W max 10 lamps	3 ÷ 200 W max 20 lamps	5 ÷ 100 W max 10 lamps	5 ÷ 200 W max 20 lamps	3 ÷ 100 W max 10 lamps	3 ÷ 200 W max 20 lamps
Electronic transformers for halogen	40 ÷ 300 VA max 3 transformers type	40 ÷ 300 VA max 5 transformers type	40 ÷ 300 VA max 3 transformers type	40 ÷ 300 VA max 5 transformers type	40 ÷ 300 VA max 3 transformers type	40 ÷ 300 VA max 5 transformers type	40 ÷ 300 VA max 3 transformers type	40 ÷ 300 VA max 5 transformers type
Supply units for LED (arts. 01874, 01875)			max 10 units	NOT useful			max 10 units	NOT useful
Step marker lamps (art. 02662)			max 10 lamps	NOT useful			max 10 lamps	NOT useful

Type	STANDARD		
	19150 (with rotary potentiometer)	19153 (with push-push switch and rotary potentiometer control)	19147 (with rotary potentiometer)
Incandescence	100 - 500 W	100 - 500 W	30 - 500 W
Ferromagnetic transformers			30 - 300 VA

Electronic supply unit



01876
230 V~ 50 Hz, for controllable LED RGB lamps, 12-24 Vdc

Grey White Metal

Infrared switches

19181 Lighting switch, NO 6 A 230 V~ relay output, 50/60 Hz 19181.120 As above, 120 V~. Depth: 36 mm	19181.B Lighting switch, NO 6 A 230 V~ relay output, 50/60 Hz 19181.120.B As above, 120 V~. Depth: 36 mm	19181.M Lighting switch, NO 6 A 230 V~ relay output, 50/60 Hz 19181.120.M As above, 120 V~. Depth: 36 mm	00800.14 Frame for orientable support surface mounting	00805.14 Adaptor for orientable support flush mounting - 2 modules. Depth: 36,5 mm	00801.14 Orientable support - 1 module	00800 Frame for orientable support surface mounting	00805 Adaptor for orientable support flush mounting - 2 modules. Depth: 36,5 mm	00801 Orientable support - 1 module




02690
Lighting switch, 2000 W incandescent lamps, CFL 10-1000 W, LED 100 W, 220-240 V~ 50/60 Hz, ceiling mounting

Set/Reset push buttons


19183 For emergency call, 2 NO 5 A 250 V~, 12 V~/12-24 Vdc (SELV) - 2 modules. Depth: 38,2 mm	19183.B For emergency call, 2 NO 5 A 250 V~, 12 V~/12-24 Vdc (SELV) - 2 modules. Depth: 38,2 mm	19183.M For emergency call, 2 NO 5 A 250 V~, 12 V~/12-24 Vdc (SELV) - 2 modules. Depth: 38,2 mm

Grey White Metal


Radiofrequency kits



OK03906.05
Kit Friends of Hue Arké Classic. Contains:
• 1 4-button RF device 03906
• 1 mounting frame 19507.CL.B, white
• 2 buttons 19506.B, white
• 2-module cover plate 19642.B66, Reflex Ice total look



OK03906.06
Kit Friends of Hue Arké Round. Contains:
• 1 4-button RF device 03906
• 1 mounting frame 19507.RN.B, white
• 2 buttons 19506.B, white
• 2-module cover plate 19672.B66, Reflex Ice total look



OK03906.07
Kit Friends of Hue Arké Classic. Contains:
• 1 4-button RF device 03906
• 1 mounting frame 19507.CL, grey
• 2 buttons 19506, grey
• 2-module cover plate 19642.71, Black




OK03906.08
Kit Friends of Hue Arké Round. Contains:
• 1 4-button RF device 03906
• 1 mounting frame 19507.RN, grey
• 2 buttons 19506, grey
• 2-module cover plate 19672.81, Black



Grey White Metal

Radiofrequency smart devices



03955
4-button flat device with RF transmission, 868 MHz, **EnOcean** standard, to be completed with buttons 19506+19506.2 - 2 modules



01796.2
Multi-function actuator with relay output NO 10 A 230 V- programmable with switch function for local control, transferable local input as ON/OFF control for other **EnOcean** actuators, 230 V- 50/60 Hz power supply



01798
EnOcean actuator with 2 NO relay outputs 5 A 230 V-, 2 programmable inputs with switch function for local control, power supply 230 V- 50/60 Hz



03925
4-button flat device with RF transmission, 2.4 GHz, **Bluetooth** Low Energy wireless technology, to be completed with buttons 19506+19506.2 - 2 modules



03905
4-button flat device with RF transmission, 2.4 GHz, **Zigbee Green Power** standard, to be completed with buttons 19506+19506.2 - 2 modules




03906
4-button flat device with RF transmission, 2.4 GHz, **Zigbee Green Power** and **Friends of Hue** standard, to be completed with buttons 19506 - 2 modules



19507
Frame for RF devices surface mounting, for 2 modules or 2 central modules cover plates



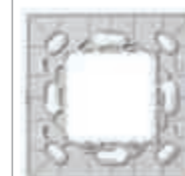
19507.B
Frame for RF devices surface mounting, for 2 modules or 2 central modules cover plates



19507.CL
Frame for RF devices surface mounting, for 2 modules Classic cover plates



19507.RN
Frame for RF devices surface mounting, for 2 modules Round cover plates



19507.CL.B
Frame for RF devices surface mounting, for 2 modules Classic cover plates



19507.RN.B
Frame for RF devices surface mounting, for 2 modules Round cover plates



19506
Pair of 1-module buttons for RF devices, customizable



19506.2
2-module button for RF devices, customizable



19506.B
Pair of 1-module buttons for RF devices, customizable



19506.2.B
2-module button for RF devices, customizable



19506.M
Pair of 1-module buttons for RF devices, customizable









19506.2.M
2-module button for RF devices, customizable

Socket outlets

Grey	White	Metal
------	-------	-------






SICURY 2P+E Italian standard socket outlets 250 V~

 <p>19201 10 A, P11 19201.AB As above, antibacterial treatment. Depth: 25,3 mm</p> <p>19203 Bpresa 16 A, P17/11 19203.AB As above, antibacterial treatment. Depth: 25,3 mm</p>	 <p>19201.B 10 A, P11 19201.AB.B As above, antibacterial treatment. Depth: 25,3 mm</p> <p>19203.B Bpresa 16 A, P17/11 19203.AB.B As above, antibacterial treatment. Depth: 25,3 mm</p>	 <p>19201.M 10 A, P11. Depth: 25,3 mm</p> <p>19203.M Bpresa 16 A, P17/11. Depth: 25,3 mm</p>
 <p>19209 16 A, P30 - 2 modules. Depth: 29 mm</p> <p>19210 16 A, universal - 2 modules 19210.AB As above, antibacterial treatment. Depth: 26 mm</p> <p>▲19211 16 A, universal flush-fitting - 2 modules. Depth: 29 mm</p>	 <p>19209.B 16 A, P30 - 2 modules. Depth: 29,4 mm</p> <p>19210.B 16 A, universal - 2 modules 19210.AB.B As above, antibacterial treatment. Depth: 26 mm</p> <p>▲19211.B 16 A, universal flush-fitting - 2 modules. Depth: 29 mm</p>	 <p>19209.M 16 A, P30 - 2 modules. Depth: 29 mm</p> <p>19210.M 16 A, universal - 2 modules. Depth: 26 mm</p> <p>▲19211.M 16 A, universal flush-fitting - 2 modules. Depth: 29 mm</p>

View Wireless connected control device for socket outlet

 <p>19593 Control device with NO 16 A 100-240 V~ 50/60 Hz relay output, local control with push button or remote control, Bluetooth® wireless technology 5.0 for View Wireless mesh system and Zigbee 3.0, function for measuring the instant power and load cut-off threshold. Depth: 39 mm</p>	 <p>19593.B Control device with NO 16 A 100-240 V~ 50/60 Hz relay output, local control with push button or remote control, Bluetooth® wireless technology 5.0 for View Wireless mesh system and Zigbee 3.0, function for measuring the instant power and load cut-off threshold. Depth: 39 mm</p>	 <p>19593.M Control device with NO 16 A 100-240 V~ 50/60 Hz relay output, local control with push button or remote control, Bluetooth® wireless technology 5.0 for View Wireless mesh system and Zigbee 3.0, function for measuring the instant power and load cut-off threshold. Depth: 39 mm</p>
---	--	---




SICURY 2P+E socket outlets 250 V~ (for dedicated supply lines)

 <p>19203.R Bpresa 16 A, P17/11, red. Depth: 25,3 mm</p>	 <p>19209.A 16 A, P30, orange - 2 modules. Depth: 29 mm</p>	 <p>19209.R 16 A, P30, red - 2 modules. Depth: 29 mm</p>	 <p>19209.V 16 A, P30, green - 2 modules. Depth: 29 mm</p>	 <p>19210.R 16 A, universal, red - 2 modules. Depth: 29 mm</p>
---	---	--	--	--

Socket outlets

Grey	White	Metal
------	-------	-------




Socket outlets 250 V~ - German standard

 <p>19208 SICURY 2P+E 16 A, German - 2 modules 19208.AB As above, antibacterial treatment. Depth: 29 mm</p> <p>19208.C SICURY 2P+E 16 A, German, with cover - 2 modules. Depth: 29,9 mm</p> <p>19208.USB SICURY 2P+T 16 A standard tedesco, USB-C 18 W - 2 moduli Depth: 32 mm</p>	 <p>19208.B SICURY 2P+E 16 A, German - 2 modules 19208.AB.B As above, antibacterial treatment. Depth: 29 mm</p> <p>19208.C.B SICURY 2P+E 16 A, German, with cover - 2 modules. Depth: 29,9 mm</p> <p>19208.USB.B SICURY 2P+T 16 A standard tedesco, USB-C 18 W - 2 moduli Depth: 32 mm</p>	 <p>19208.M SICURY 2P+E 16 A, German - 2 modules. Depth: 29 mm</p> <p>19208.C.M SICURY 2P+E 16 A, German, with cover - 2 modules. Depth: 29,9 mm</p> <p>19208.USB.M SICURY 2P+T 16 A standard tedesco, USB-C 18 W - 2 moduli Depth: 32 mm</p>
---	---	---

Socket outlets 250 V~, screwless terminals - German standard

 <p>19208.FX SICURY 2P+E 16 A, German - 2 modules. Depth: 33,1 mm</p> <p>19208.FX.C SICURY 2P+E 16 A, German, with cover - 2 modules. Depth: 34,6 mm</p>	 <p>19208.FX.B SICURY 2P+E 16 A, German - 2 modules. Depth: 33,1 mm</p> <p>19208.FX.C.B SICURY 2P+E 16 A, German, with cover - 2 modules. Depth: 34,6 mm</p>	 <p>19208.FX.M SICURY 2P+E 16 A, German - 2 modules. Depth: 33,1 mm</p> <p>19208.FX.C.M SICURY 2P+E 16 A, German, with cover - 2 modules. Depth: 34,6 mm</p>
---	---	---

Socket outlets 250 V~ - French standard

 <p>19212 SICURY 2P+E 16 A, French - 2 modules 19212.AB As above, antibacterial treatment. Depth: 26 mm</p> <p>19212.C SICURY 2P+E 16 A, French, with cover - 2 modules. Depth: 26,9 mm</p>	 <p>19212.B SICURY 2P+E 16 A, French - 2 modules 19212.AB.B As above, antibacterial treatment. Depth: 26 mm</p> <p>19212.C.B SICURY 2P+E 16 A, French, with cover - 2 modules. Depth: 26,9 mm</p>	 <p>19212.M SICURY 2P+E 16 A, French - 2 modules. Depth: 26 mm</p> <p>19212.C.M SICURY 2P+E 16 A, French, with cover - 2 modules. Depth: 26,9 mm</p>
---	---	---

Grey	White	Metal
------	-------	-------

Socket outlets 250 V~, screwless terminals - French standard

<p>19212.FX SICURY 2P+E 16 A, French - 2 modules. Depth: 30,1 mm</p>	<p>19212.FX.C SICURY 2P+E 16 A, French, with cover - 2 modules. Depth: 31,6 mm</p>	<p>19212.FL.FX SICURY 2P+T 16 A standard francese a filo - 2 moduli. Prof.: 31,7 mm</p>	<p>19212.FX.B SICURY 2P+E 16 A, French - 2 modules. Depth: 30,1 mm</p>	<p>19212.FX.C.B SICURY 2P+E 16 A, French, with cover - 2 modules. Depth: 31,6 mm</p>	<p>19212.FL.FX.B SICURY 2P+T 16 A standard francese a filo - 2 moduli. Prof.: 31,7 mm</p>	<p>19212.FX.M SICURY 2P+E 16 A, French - 2 modules. Depth: 30,1 mm</p>	<p>19212.FX.C.M SICURY 2P+E 16 A, French, with cover - 2 modules. Depth: 31,6 mm</p>	<p>19212.FL.FX.M SICURY 2P+T 16 A standard francese a filo - 2 moduli. Prof.: 31,7 mm</p>
---	---	--	---	---	--	---	---	--

Socket outlets 250 V~ - English standard

<p>19214 SICURY 2P+E 5 A, English - 2 modules. Depth: 18,1 mm</p>	<p>19219* 2P+E 13 A, English - 2 modules. Depth: 17,5 mm</p>	<p>19214.B SICURY 2P+E 5 A, English - 2 modules. Depth: 18,1 mm</p>	<p>19219.B* 2P+E 13 A, English - 2 modules. Depth: 17,5 mm</p>	<p>19214.M SICURY 2P+E 5 A, English - 2 modules. Depth: 18,1 mm</p>	<p>19219.M* 2P+E 13 A, English - 2 modules. Depth: 17,5 mm</p>
--	---	--	---	--	---

Socket outlets 250 V~ - Swiss standard

<p>19226 2P+E 10 A, Swiss, 13-type - 2 modules. Depth: 36,05 mm</p>	<p>19226.B 2P+E 10 A, Swiss, 13-type - 2 modules. Depth: 36,05 mm</p>	<p>19226.M 2P+E 10 A, Swiss, 13-type - 2 modules. Depth: 36,05 mm</p>
--	--	--

Grey	White	Metal
------	-------	-------

SICURY socket outlets 250 V~ - Euro-American standard

<p>19234 2P 16 A, Euro-American (ø 4,8 mm). Depth: 27,8 mm</p>	<p>19248 2P+E 16 A, Euro-American - 2 modules. Depth: 26 mm</p>	<p>19249 Two 2P+E 16 A, Euro-American - 3 modules. Depth: 24 mm</p>	<p>19234.B 2P 16 A, Euro-American (ø 4,8 mm). Depth: 27,8 mm</p>	<p>19248.B 2P+E 16 A, Euro-American - 2 modules. Depth: 26 mm</p>	<p>19249.B Two 2P+E 16 A, Euro-American - 3 modules. Depth: 24 mm</p>	<p>19234.M 2P 16 A, Euro-American (ø 4,8 mm). Depth: 27,8 mm</p>	<p>19248.M 2P+E 16 A, Euro-American - 2 modules. Depth: 26 mm</p>	<p>19249.M Two 2P+E 16 A, Euro-American - 3 modules. Depth: 24 mm</p>
---	--	--	---	--	--	---	--	--

Socket outlets 127 V~ - USA and Saudi Arabian standards

<p>19242 SICURY 2P+E 15 A, USA and Arabian. Depth: 26,9 mm</p>	<p>19243 Two SICURY 2P+E 15 A, USA and Arabian - 3 modules. Depth: 25,5 mm</p>	<p>19242.B SICURY 2P+E 15 A, USA and Arabian. Depth: 26,9 mm</p>	<p>19243.B Two SICURY 2P+E 15 A, USA and Arabian - 3 modules. Depth: 25,5 mm</p>	<p>19242.M SICURY 2P+E 15 A, USA and Arabian. Depth: 26,9 mm</p>	<p>19243.M Two SICURY 2P+E 15 A, USA and Arabian - 3 modules. Depth: 25,5 mm</p>
<p>19245 2P+E 15 A, USA and Arabian. Depth: 26,9 mm</p>	<p>19246 Two 2P+E 15 A, USA and Arabian - 3 modules. Depth: 25,5 mm</p>	<p>19245.B 2P+E 15 A, USA and Arabian. Depth: 26,9 mm</p>	<p>19246.B Two 2P+E 15 A, USA and Arabian - 3 modules. Depth: 25,5 mm</p>	<p>19245.M 2P+E 15 A, USA and Arabian. Depth: 26,9 mm</p>	<p>19246.M Two 2P+E 15 A, USA and Arabian - 3 modules. Depth: 25,5 mm</p>

Socket outlets

Grey	White	Metal
------	-------	-------

Socket outlets 250 V~ - Israeli standard

 <p>19240 SICURY 2P+E 16 A, Israeli - 2 modules. Depth: 29,2 mm</p>	 <p>19240.B SICURY 2P+E 16 A, Israeli - 2 modules. Depth: 29,2 mm</p>	 <p>19240.M SICURY 2P+E 16 A, Israeli - 2 modules. Depth: 29,2 mm</p>
--	---	--



Socket outlets 250 V~ - Chinese standard

 <p>19254 SICURY 2P+E 16 A, Chinese - 2 modules. Depth: 29,3 mm</p>	 <p>19254.B SICURY 2P+E 16 A, Chinese - 2 modules. Depth: 29,3 mm</p>	 <p>19254.M SICURY 2P+E 16 A, Chinese - 2 modules. Depth: 29,3 mm</p>
--	---	--

Socket outlets 250 V~ - Australian standard

 <p>19262 SICURY 2P+E 15 A, Australian - 2 modules. Depth: 29,7 mm</p>	 <p>19262.B SICURY 2P+E 15 A, Australian - 2 modules. Depth: 29,7 mm</p>	 <p>19262.M SICURY 2P+E 15 A, Australian - 2 modules. Depth: 29,7 mm</p>
--	---	--

Socket outlets 250 V~ - Multistandard

 <p>19255 SICURY 2P+E 13 A, with 1P 1-way switch, lightable - 3 modules. Depth: 18,8 mm</p>	 <p>*19257 SICURY 2P+E 13 A, - 2 modules. Depth: 18,3 mm</p>	 <p>19255.B SICURY 2P+E 13 A, with 1P 1-way switch, lightable - 3 modules. Depth: 18,8 mm</p>	 <p>*19257.B SICURY 2P+E 13 A, - 2 modules. Depth: 18,3 mm</p>	 <p>19255.M SICURY 2P+E 13 A, with 1P 1-way switch, lightable - 3 modules. Depth: 18,8 mm</p>	 <p>*19257.M SICURY 2P+E 13 A, - 2 modules. Depth: 18,3 mm</p>
--	--	---	--	--	--

Socket outlets

Grey	White	Metal
------	-------	-------

British standard socket outlets 250 V~ (with signalling unit 00930 included)

 <p>19221⁴ SICURY 2P+E 13 A, 1-gang, switched. Depth: 17,5 mm</p>	 <p>19222⁴ SICURY 2P+E 13 A, 2-gang, switched. Depth: 17,5 mm</p>	 <p>19221.B⁴ SICURY 2P+E 13 A, 1-gang, switched. Depth: 17,5 mm</p>	 <p>19222.B⁴ SICURY 2P+E 13 A, 2-gang, switched. Depth: 17,5 mm</p>	 <p>19221.M⁴ SICURY 2P+E 13 A, 1-gang, switched. Depth: 17,5 mm</p>	 <p>19222.M⁴ SICURY 2P+E 13 A, 2-gang, switched. Depth: 17,5 mm</p>
 <p>19221.L⁴ SICURY 2P+E 13 A, 1-gang, switched +indicator unit. Depth: 17,5 mm</p>	 <p>19222.L⁴ SICURY 2P+E 13 A, 2-gang, switched+indicator unit. Depth: 17,5 mm</p>	 <p>19221.L.B⁴ SICURY 2P+E 13 A, 1-gang, switched, +indicator unit. Depth: 17,5 mm</p>	 <p>19222.L.B⁴ SICURY 2P+E 13 A, 2-gang, switched+indicator unit. Depth: 17,5 mm</p>	 <p>19221.L.M⁴ SICURY 2P+E 13 A, 1-gang, switched, +indicator unit. Depth: 17,5 mm</p>	 <p>19222.L.M⁴ SICURY 2P+E 13 A, 2-gang, switched+indicator unit. Depth: 17,5 mm</p>
 <p>19215⁵ SICURY 2P+E 5 A, 1-gang, switched. Depth: 17,5 mm</p>	 <p>19215.B⁵ SICURY 2P+E 5 A, 1-gang, switched. Depth: 17,5 mm</p>	 <p>19215.M⁵ SICURY 2P+E 5 A, 1-gang, switched. Depth: 17,5 mm</p>			

Socket outlets 125 V~ - 2P+E 15 A 60 Hz American standard

 <p>19296 Double American standard with GFCI - 3 modules. Depth: 31,6 mm</p>	 <p>19296.B Double American standard with GFCI - 3 modules. Depth: 31,6 mm</p>	 <p>19296.M Double American standard with GFCI - 3 modules. Depth: 31,6 mm</p>
--	--	--

Socket outlets

Grey	White	Metal
------	-------	-------

British Standard 250 V~ - socket outlets and USB supply units



■ **19223.A**
SICURY 2P+E 13 A 250 V~ with 2P 1-way switch and 1 USB-A.
Depth: 21 mm



■ **19223.A.B**
SICURY 2P+E 13 A 250 V~ with 2P 1-way switch and 1 USB-A.
Depth: 21 mm



■ **19223.A.M**
SICURY 2P+E 13 A 250 V~ with 2P 1-way switch and 1 USB-A.
Depth: 21 mm



■ **19223.C**
SICURY 2P+E 13 A 250 V~ with 2P 1-way switch and 1 USB-C.
Depth: 22,8 mm




■ **19223.C.B**
SICURY 2P+E 13 A 250 V~ with 2P 1-way switch and 1 USB-C.
Depth: 22,8 mm



■ **19223.C.M**
SICURY 2P+E 13 A 250 V~ with 2P 1-way switch and 1 USB-C.
Depth: 22,8 mm



■ **19224.AC**
SICURY 2P+E 13 A 250 V~ with 2 2P 1-way switches, 1 USB-A and 1 USB-C.
Depth: 21 mm



■ **19224.AC.B**
SICURY 2P+E 13 A 250 V~ with 2 2P 1-way switches, 1 USB-A and 1 USB-C.
Depth: 21 mm



■ **19224.AC.M**
SICURY 2P+E 13 A 250 V~ with 2 2P 1-way switches, 1 USB-A and 1 USB-C.
Depth: 21 mm



■ **19224.CC**
SICURY 2P+E 13 A 250 V~ with 2 2P 1-way switches and 2 USB-C.
Depth: 22,8 mm



■ **19224.CC.B**
SICURY 2P+E 13 A 250 V~ with 2 2P 1-way switches and 2 USB-C.
Depth: 22,8 mm



■ **19224.CC.M**
SICURY 2P+E 13 A 250 V~ with 2 2P 1-way switches and 2 USB-C.
Depth: 22,8 mm



■ **19266.A**
SICURY 2P+E 13 A 250 V~, multistandard, with 1 2P 1-way switch and 1 USB-A.
Depth: 21 mm



■ **19266.A.B**
SICURY 2P+E 13 A 250 V~, multistandard, with 1 2P 1-way switch and 1 USB-A.
Depth: 21 mm



■ **19266.A.M**
SICURY 2P+E 13 A 250 V~, multistandard, with 1 2P 1-way switch and 1 USB-A.
Depth: 21 mm



■ **19266.C**
SICURY 2P+E 13 A 250 V~, multistandard, with 1 2P 1-way switch and 1 USB-C.
Depth: 22,8 mm



■ **19266.C.B**
SICURY 2P+E 13 A 250 V~, multistandard, with 1 2P 1-way switch and 1 USB-C.
Depth: 22,8 mm



■ **19266.C.M**
SICURY 2P+E 13 A 250 V~, multistandard, with 1 2P 1-way switch and 1 USB-C.
Depth: 22,8 mm

Socket outlets

Grey	White	Metal
------	-------	-------

Possibles matches - Foreign standard plugs and socket outlets

PLUG \ SOCKET OUTLET	German	French	English			Swiss	Israeli	British standard					
	19208	19212	19214	19219	19220	19226	19240	19221	19221.L	19222	19222.L	19215	19217
S10 Italian standard	•	•					•						
2P 2,5 A Europlug	•	•				•	•						
2P+E 16 A 250 V~ German standard	•						○						
2P+E 16 A 250 V~ German and French standards	•	•					○						
2P 16 A 250 V~ German and French standards	•	•					•						
2P+E 16 A 250 V~ French standard		•					○						
2P+E 10 A 250 V~ Swiss standard						•							
2P+E 16 A 250 V~ Israeli standard							•						
2P+E 5 A 250 V~ English standard			•									•	
2P+E 13 A 250 V~ English standard				•	•			•	•	•	•		
2P+E 15 A 250 V~ English standard													•
2P 13 A 220 V~ Saudi Arabian standard								•	•	•	•		

• Plug standard matches socket outlet; ○ Plug standard matches the socket outlet without earth connection.

Possibles matches - Foreign standard plugs and socket outlets







PLUG \ SOCKET OUTLET	Multistandard		American	Euroamerican			American Saudi Arabian		Chinese	Australian
	19255	19257	19296	19234	19248	19249	19242	19243	19254	19262
S10 Italian standard	•	•		•	•	•				
2P 2,5 A Europlug	•	•		•	•	•				
2P+E 16 A 250 V~ German standard	○	○		○	○	○				
2P+E 16 A 250 V~ German and French standards				○	○	○				
2P 16 A 250 V~ German and French standards				•	•	•				
2P+E 16 A 250 V~ French standard				○	○	○				
2P+E 15 A 125 V~ American standard					•	•				
2P+E 10 A 250 V~ Swiss standard	•	•								
2P+E 5 A 250 V~ English standard	•	•								
2P+E 13 A 250 V~ English standard	•	•								
2P+E 15 A 125 V~ American standard			•				•	•		
2P 15 A 127 V~ American and Saudi Arabian standards							•	•		
2P+E 10 A 250 V~ Brazilian standard	•	•								
2P+E 10 A 250 V~ Chinese standard	•	•							•	
2P+E 10 A 250 V~ Australian standard	•	•								•
2P+E 15 A 250 V~ Australian standard										•

• Plug standard matches socket outlet; ○ Plug standard matches the socket outlet without earth connection.







Socket outlets

Grey	White	Metal
------	-------	-------

SICURY 2P+E interlocked socket outlets with CB and RCBO I_{Δn} 10 mA, (120-230 V~ 50/60 Hz)

 <p>19276 16 A P30 250 V~, 1P+N C 16 - 3 modules. Depth: 39,6 mm</p>	 <p>19276.B 16 A P30 250 V~, 1P+N C 16 - 3 modules. Depth: 39,6 mm</p>	 <p>19276.M 16 A P30 250 V~, 1P+N C 16 - 3 modules. Depth: 39,6 mm</p>
 <p>19286 16 A P30 250 V~, 1P+N C 16 - 4 modules. Depth: 39,6 mm</p>	 <p>19286.B 16 A P30 250 V~, 1P+N C 16 - 4 modules. Depth: 39,6 mm</p>	 <p>19286.M 16 A P30 250 V~, 1P+N C 16 - 4 modules. Depth: 39,6 mm</p>

Shaver supply units

 <p>19290 230 V~ 50/60 Hz, with 20 VA isolating transformer, 230 V~ and 120 V~ outputs - 3 modules</p> <p>19290.AB As above, antibacterial treatment. Depth: 41,5 mm</p>	 <p>19291^s 230 V~ 50/60 Hz, with 20 VA isolating transformer, 230 V~ and 120 V~ outputs. Depth: 41,5 mm</p>	 <p>19290.B 230 V~ 50/60 Hz, with 20 VA isolating transformer, 230 V~ and 120 V~ outputs - 3 modules</p> <p>19290.AB.B As above, antibacterial treatment. Depth: 41,5 mm</p>	 <p>19291.B^s 230 V~ 50/60 Hz, with 20 VA isolating transformer, 230 V~ and 120 V~ outputs. Depth: 41,5 mm</p>	 <p>19290.M 230 V~ 50/60 Hz, with 20 VA isolating transformer, 230 V~ and 120 V~ outputs - 3 modules. Depth: 41,5 mm</p>	 <p>19291.M^s 230 V~ 50/60 Hz, with 20 VA isolating transformer, 230 V~ and 120 V~ outputs. Depth: 41,5 mm</p>
--	--	---	--	---	--

250 V~ Italian standard socket outlets with USB power supply units

 <p>20210.USB SICURY 2P+T 16 A universal, 1 USB C 5 V 3 A - 2 modules. Depth: 46,7 mm</p>	 <p>20210.USB.B SICURY 2P+T 16 A universal, 1 USB C 5 V 3 A - 2 modules. Depth: 46,7 mm</p>	 <p>20210.USB.N SICURY 2P+T 16 A universal, 1 USB C 5 V 3 A - 2 modules. Depth: 46,7 mm</p>
--	---	--






















USB supply unit

 <p>19292 5 V 1,5 A, 1 USB-A, 120-230 V~ 50/60 Hz. Depth: 36,5 mm</p>	 <p>19292.AC.15 15 W, USB-A+C, 120-240 V~ 50/60 Hz. 19292.AC15AB As above, antibacterial treatment. Depth: 36,5 mm</p>	 <p>19292.B 5 V 1,5 A, 1 USB-A, 120-230 V~ 50/60 Hz. Depth: 36,5 mm</p>	 <p>19292.AC.15.B 15 W, USB-A+C, 120-240 V~ 50/60 Hz. 19292.AC15ABB As above, antibacterial treatment. Depth: 36,5 mm</p>	 <p>19292.M 5 V 1,5 A, 1 USB-A, 120-230 V~ 50/60 Hz. Depth: 36,5 mm</p>	 <p>19292.AC.15.M 15 W, USB-A, 120-230 V~ 50/60 Hz. Depth: 36,5 mm</p>
--	---	---	--	--	--

Socket outlets

Grey	White	Metal
------	-------	-------

USB supply unit

 <p>19292.C.25 25 W, 1 USB-C, 120-240 V~ 50/60 Hz. Prof.: 36,5 mm</p>	 <p>19292.C.25.B 25 W, 1 USB-C, 120-240 V~ 50/60 Hz. Prof.: 36,5 mm</p>	 <p>19292.C.25.M 25 W, 1 USB-C, 120-240 V~ 50/60 Hz. Prof.: 36,5 mm</p>			
 <p>19292.CC 15 W, 2 USB-C, 120-240 V~ 50/60 Hz. Depth: 36 mm</p>	 <p>Δ 19295 5 V 2,1 A, 2 USB-A for total of 2,1 A, 120-230 V~ 50/60 Hz. - 2 modules. Depth: 37 mm</p>	 <p>19292.CC.B 15 W, 2 USB-C, 120-240 V~ 50/60 Hz. Depth: 36 mm</p>	 <p>Δ 19295.B 5 V 2,1 A, 2 USB-A for total of 2,1 A, 120-230 V~ 50/60 Hz. - 2 modules. Depth: 37 mm</p>	 <p>19292.CC.M 15 W, 2 USB-C, 120-240 V~ 50/60 Hz. Depth: 36 mm</p>	 <p>Δ 19295.M 5 V 2,1 A, 2 USB-A for total of 2,1 A, 120-230 V~ 50/60 Hz. - 2 modules. Depth: 37 mm</p>
 <p>19295.AC 15 W, USB-A+C for total of 3 A, 120-240 V~ 50/60 Hz - 2 modules 19295.AC.AB As above, antibacterial treatment. Depth: 29,3 mm</p>	 <p>19295.CC 15 W, 2 USB-C for total of 3 A, 120-240 V~ 50/60 Hz. - 2 modules. Depth: 29 mm</p>	 <p>19295.AC.B 15 W, USB-A+C for total of 3 A, 120-240 V~ 50/60 Hz - 2 modules 19295.AC.AB.B As above, antibacterial treatment. Depth: 29,3 mm</p>	 <p>19295.CC.B 15 W, 2 USB-C for total of 3 A, 120-240 V~ 50/60 Hz. - 2 modules. Depth: 29 mm</p>	 <p>19295.AC.M 15 W, USB-A+C for total of 3 A, 120-240 V~ 50/60 Hz - 2 modules. Depth: 29,3 mm</p>	 <p>19295.CC.M 15 W, 2 USB-C for total of 3 A, 120-240 V~ 50/60 Hz. - 2 modules. Depth: 29 mm</p>
 <p>19298 30W, USB C, 120-240 V~ 50/60 Hz. - 2 modules. Depth: 32,65 mm</p>	 <p>19298.60 60W, USB C, 120-240 V~ 50/60 Hz. - 2 modules. Depth: 32,2 mm</p>	 <p>19298.B 30W, USB C, 120-240 V~ 50/60 Hz. - 2 modules. Depth: 32,65 mm</p>	 <p>19298.60.B 60W, USB C, 120-240 V~ 50/60 Hz. - 2 modules. Depth: 32,2 mm</p>	 <p>19298.M 30W, USB C, 120-240 V~ 50/60 Hz. - 2 modules. Depth: 32,65 mm</p>	 <p>19298.60.M 60W, USB C, 120-240 V~ 50/60 Hz. - 2 modules. Depth: 32,2 mm</p>

Signal reception socket outlets

Grey	White	Metal
------	-------	-------

Bluetooth® wireless technology smart sound



21588
Passive speaker, 8 Ω
10 W, with built-in 8-module
mounting frame.
Depth: 48 mm



21588.B
Passive speaker, 8 Ω
10 W, with built-in 8-module
mounting frame.
Depth: 48 mm



21588.N
Passive speaker, 8 Ω
10 W, with built-in 8-module
mounting frame, Next.
Depth: 48 mm



20587
Passive speaker, 8 Ω
3 W - 3 modules.
Depth: 40 mm



19099
Volume control
- 2 modules.
Depth: 40 mm



20587.B
Passive speaker, 8 Ω
3 W - 3 modules.
Depth: 40 mm




19099.B
Volume control
- 2 modules.
Depth: 40 mm



20587.N
Passive speaker, 8 Ω
3 W, Next - 3 modules.
Depth: 40 mm



19099.M
Volume control
- 2 modules.
Depth: 40 mm



19590¹
4+4 W stereo amplifier, 2 outputs for 8 Ω
sound diffusers with built-in Bluetooth®
wireless technology receiver, 1 LINE IN,
supply voltage 12 Vdc - 2 modules.
Depth: 36,7 mm



19590.B¹
4+4 W stereo amplifier, 2 outputs for 8 Ω
sound diffusers with built-in Bluetooth®
wireless technology receiver, 1 LINE IN,
supply voltage 12 Vdc - 2 modules.
Depth: 36,7 mm



19590.M¹
4+4 W stereo amplifier, 2 outputs for 8 Ω
sound diffusers with built-in Bluetooth®
wireless technology receiver, 1 LINE IN,
supply voltage 12 Vdc - 2 modules.
Depth: 36,7 mm

¹ The article can be ordered with Bluetooth network customisation
(see specifications on page 439)

Signal reception socket outlets

Grey	White	Metal
------	-------	-------

Special socket outlets



19330
2P 6 A 24 V
(SELV), for plug
01620.
Depth: 24,5 mm



19331
2P 6 A 24 V
(SELV), for plug
01616/01617.
Depth: 24,5 mm



19345
USB outlet,
screw
terminals.
Depth:
24,2 mm



19330.B
2P 6 A 24 V
(SELV), for plug
01620.
Depth: 24,5 mm



19331.B
2P 6 A 24 V
(SELV), for plug
01616/01617.
Depth: 24,5 mm



19345.B
USB outlet,
screw
terminals.
Depth:
24,2 mm



19330.M
2P 6 A 24 V
(SELV), for plug
01620.
Depth: 24,5 mm



19331.M
2P 6 A 24 V
(SELV), for plug
01616/01617.
Depth: 24,5 mm



19345.M
USB outlet,
screw
terminals.
Depth:
24,2 mm



19335
3 RCA outlets,
screw
terminals.
Depth:
24,4 mm



19583
Spring
connector
for speaker.
Depth:
18,9 mm



19335.B
3 RCA outlets,
screw
terminals.
Depth:
24,4 mm



19583.B
Spring
connector
for speaker.
Depth:
18,9 mm



19335.M
3 RCA outlets,
screw
terminals.
Depth:
24,4 mm



19583.M
Spring
connector
for speaker.
Depth:
18,9 mm



19346
HDMI,
Keystone
connection.
Depth:
36,9 mm



19346.H
HDMI,
Keystone
connection,
90° cable.
Depth:
36,9 mm



19346.B
HDMI,
Keystone
connection.
Depth:
36,9 mm



19346.H.B
HDMI,
Keystone
connection,
90° cable.
Depth:
36,9 mm



19346.M
HDMI,
Keystone
connection.
Depth:
36,9 mm



19346.H.M
HDMI,
Keystone
connection,
90° cable.
Depth:
36,9 mm

Phone jack



19320
RJ11,
6-position,
4-contact (6/4)
19320.AB
As above,
antibacterial
treatment.
Depth: 33,1 mm



19320.B
RJ11,
6-position,
4-contact (6/4)
19320.AB.B
As above,
antibacterial
treatment.
Depth: 33,1 mm



19320.M
RJ11,
6-position,
4-contact (6/4).
Depth: 33,1 mm




Signal reception socket outlets

Grey	White	Metal
------	-------	-------




Phone jack

 <p>19324 Israeli standard, screw terminals. Depth: 33 mm</p> <p>19327 8-contact, French standard - 2 modules. Depth: 21,3 mm</p>	 <p>19324.B Israeli standard, screw terminals. Depth: 33 mm</p> <p>19327.B 8-contact, French standard - 2 modules. Depth: 21,3 mm</p>	 <p>19324.M Israeli standard, screw terminals. Depth: 33 mm</p> <p>19327.M 8-contact, French standard - 2 modules. Depth: 21,3 mm</p>
 <p>19322 RJ11, 6-position 4-contact (6/4) + cover. Depth: 33 mm</p>	 <p>19322.B RJ11, 6-position 4-contact (6/4) + cover. Depth: 33 mm</p>	 <p>19322.M RJ11, 6-position 4-contact (6/4) + cover. Depth: 33 mm</p>

Coaxial TV-RD-SAT 5-2400 MHz socket outlets (output male and female)

 <p>19300.01 Single connection, 1 dB</p> <p>19300.01.AB As above, antibacterial treatment. Depth: 22,1 mm</p> <p>19300.10 Through-line, 10 dB. Depth: 22,5 mm</p>	 <p>19300.01.B Single connection, 1 dB</p> <p>19300.01.AB.B As above, antibacterial treatment. Depth: 22,1 mm</p> <p>19300.10.B Through-line, 10 dB. Depth: 22,5 mm</p>	 <p>19300.01.M Single connection, 1 dB. Depth: 22,1 mm</p> <p>19300.10.M Through-line, 10 dB. Depth: 22,5 mm</p>
--	---	--

Coaxial TV-RD-SAT 5-2400 MHz socket outlets, demix (male and F-type outputs)

 <p>19302.01 Single connection 1 dB - 2 modules. Depth: 22,5 mm</p> <p>19302.10 Through-line 10 dB - 2 modules. Depth: 22,5 mm</p>	 <p>19302.01.B Single connection 1 dB - 2 modules. Depth: 22,5 mm</p> <p>19302.10.B Through-line 10 dB - 2 modules. Depth: 22,5 mm</p>	 <p>19302.01.M Single connection 1 dB - 2 modules. Depth: 22,5 mm</p> <p>19302.10.M Through-line 10 dB - 2 modules. Depth: 22,5 mm</p>
--	---	--




Coaxial TV-FM-SAT 5-2400 MHz socket outlets (male, female and F-type outputs)

 <p>19303 Single connection 1 dB - 2 modules. Depth: 21,9 mm</p>	 <p>19303.B Single connection 1 dB - 2 modules. Depth: 21,9 mm</p>	 <p>19303.M Single connection 1 dB - 2 modules. Depth: 21,9 mm</p>
---	--	---




Signal reception socket outlets

Grey	White	Metal
------	-------	-------




F-type socket outlets

 <p>19318 With F type female connector. Depth: 10 mm</p>	 <p>19318.B With F type female connector. Depth: 10 mm</p>	 <p>19318.M With F type female connector. Depth: 10 mm</p>
--	--	--

Coaxial TV 40-862 MHz socket outlets (1 output: female)

 <p>*19313 Single connection. Depth: 28,5 mm</p>	 <p>*19313.B Single connection. Depth: 28,5 mm</p>	 <p>*19313.M Single connection. Depth: 28,5 mm</p>
--	--	--

Adaptors for coaxial TV-RD-SAT socket outlets

 <p>19319 For 2 or 3 outputs - 2 modules</p>	 <p>19319.B For 2 or 3 outputs - 2 modules</p>	 <p>19319.M For 2 or 3 outputs - 2 modules</p>
---	---	---

Terminal resistor and coaxial TV-RD-SAT 2400 MHz connectors

 <p>16330 Z 75 Ω, for frequencies up to 2400 MHz</p>	 <p>01644 Male, axial cable entry</p>	 <p>01645 Female, axial cable entry</p>	 <p>01634 Male, 90°-cable entry</p>	 <p>01635 Female, 90°-cable entry</p>	 <p>01654 Male F-type, for RG59 cable</p>
--	---	---	---	---	---




RJ45 data ports

 <p>19339.11 Netsafe, Cat. 5e, UTP</p> <p>19339.11.AB As above, antibacterial treatment. Depth: 29,8 mm</p>	 <p>19339.13 Netsafe, Cat. 6, UTP</p> <p>19339.13.AB As above, antibacterial treatment. Depth: 29,8 mm</p>	 <p>19339.14 Netsafe, Cat. 6, FTP. Depth: 29,8 mm</p>	 <p>19339.11.B Netsafe, Cat. 5e, UTP</p> <p>19339.11.AB.B As above, antibacterial treatment. Depth: 29,8 mm</p>	 <p>19339.13.B Netsafe, Cat. 6, UTP</p> <p>19339.13.AB.B As above, antibacterial treatment. Depth: 29,8 mm</p>	 <p>19339.14.B Netsafe, Cat. 6, FTP. Depth: 29,8 mm</p>	 <p>19339.11.M Netsafe, Cat. 5e, UTP. Depth: 29,8 mm</p>	 <p>19339.13.M Netsafe, Cat. 6, UTP. Depth: 29,8 mm</p>	 <p>19339.14.M Netsafe, Cat. 6, FTP. Depth: 29,8 mm</p>
--	---	---	--	---	---	--	---	---




Signal reception socket outlets

Grey	White	Metal
------	-------	-------

RJ45 data ports

 <p>19339.15 Netsafe, Cat. 6a, UTP. Depth: 29,8 mm</p> <p>19339.16 Netsafe, Cat. 6a, FTP. Depth: 29,8 mm</p> <p>19340.1 Panduit, Cat. 5e, UTP. Depth: 28,3 mm</p> <p>19340.2 Panduit, Cat. 5e, FTP. Depth: 29,1 mm</p>	 <p>19339.15.B Netsafe, Cat. 6a, UTP. Depth: 29,8 mm</p> <p>19339.16.B Netsafe, Cat. 6a, FTP. Depth: 29,8 mm</p> <p>19340.1.B Panduit, Cat. 5e, UTP. Depth: 28,3 mm</p> <p>19340.2.B Panduit, Cat. 5e, FTP. Depth: 29,1 mm</p>	 <p>19339.15.M Netsafe, Cat. 6a, UTP. Depth: 29,8 mm</p> <p>19339.16.M Netsafe, Cat. 6a, FTP. Depth: 29,8 mm</p>
--	---	--

Wi-Fi access point

 <p>19195 72,2 Mb/s with 2 LAN 10-100 Mb/s ports, ON/OFF inputs for remote control, 230 V~ 50/60 Hz - 2 modules. Depth: 40,7 mm</p>	 <p>19195.B 72,2 Mb/s with 2 LAN 10-100 Mb/s ports, ON/OFF inputs for remote control, 230 V~ 50/60 Hz - 2 modules. Depth: 40,7 mm</p>	 <p>19195.M 72,2 Mb/s with 2 LAN 10-100 Mb/s ports, ON/OFF inputs for remote control, 230 V~ 50/60 Hz - 2 modules. Depth: 40,7 mm</p>
--	---	--

Adapters for data ports

 <p>19337.C RJ45 Keystone + cover. Depth: 10 mm</p> <p>19338.C RJ45, Cat. 5/6 AMP, Lucent T. Depth: 10 mm</p> <p>19340.C For MINI-COM Panduit. Depth: 10 mm</p>	 <p>19337.C.B RJ45 Keystone + cover. Depth: 10 mm</p> <p>19338.C.B RJ45, Cat. 5/6 AMP, Lucent T. Depth: 10 mm</p> <p>19340.C.B For MINI-COM Panduit. Depth: 10 mm</p>	 <p>19337.C.M RJ45 Keystone + cover. Depth: 10 mm</p> <p>19338.C.M RJ45, Cat. 5/6 AMP, Lucent T. Depth: 10 mm</p> <p>19340.C.M For MINI-COM Panduit. Depth: 10 mm</p>
 <p>19341.C For Cat. 5e and 6 Slim of Infra+, Merlin Gerin. Depth: 10 mm</p> <p>19343.K Slanting adaptor for RJ45 Keystone. Depth: 10 mm</p>	 <p>19341.C.B For Cat. 5e and 6 Slim of Infra+, Merlin Gerin. Depth: 10 mm</p> <p>19343.K.B Slanting adaptor for RJ45 Keystone. Depth: 10 mm</p>	 <p>19341.C.M For Cat. 5e and 6 Slim of Infra+, Merlin Gerin. Depth: 10 mm</p> <p>19343.K.M Slanting adaptor for RJ45 Keystone. Depth: 10 mm</p>

Sockets for fibre optic cable

 <p>19350.SC Monomode 9/125 µm, with SC/APC simplex adapter. Depth: 19,4 mm</p> <p>19350.LC Monomode 9/125 µm, with LC duplex adapter. Depth: 19,3 mm</p> <p>19351.SC Multimode 50/125 µm, with SC simplex adapter. Depth: 19,4 mm</p> <p>19351.LC Multimode 50/125 µm, with LC duplex adapter. Depth: 18,2 mm</p>	 <p>19350.SC.B Monomode 9/125 µm, with SC/APC simplex adapter. Depth: 19,4 mm</p> <p>19350.LC.B Monomode 9/125 µm, with LC duplex adapter. Depth: 19,3 mm</p> <p>19351.SC.B Multimode 50/125 µm, with SC simplex adapter. Depth: 19,4 mm</p> <p>19351.LC.B Multimode 50/125 µm, with LC duplex adapter. Depth: 18,2 mm</p>	 <p>19350.SC.M Monomode 9/125 µm, with SC/APC simplex adapter. Depth: 19,4 mm</p> <p>19350.LC.M Monomode 9/125 µm, with LC duplex adapter. Depth: 19,3 mm</p> <p>19351.SC.M Multimode 50/125 µm, with SC simplex adapter. Depth: 19,4 mm</p> <p>19351.LC.M Multimode 50/125 µm, with LC duplex adapter. Depth: 18,2 mm</p>
--	---	--

Signalling

Grey	White	Metal
------	-------	-------

Electronic bells

 <p>19380 3-sound-sequence, supply voltage 12 V~ and 12 Vdc (SELV) - 2 modules. Depth: 36,5 mm</p>	 <p>19380.B 3-sound-sequence, supply voltage 12 V~ and 12 Vdc (SELV) - 2 modules. Depth: 36,5 mm</p>	 <p>19380.M 3-sound-sequence, supply voltage 12 V~ and 12 Vdc (SELV) - 2 modules. Depth: 36,5 mm</p>
--	--	--

Ringtone/Buzzer

 <p>19370.SR 12 V~ (SELV) 50/60 Hz. Depth: 31,5 mm</p> <p>19372.SR 120 V~ 50/60 Hz. Depth: 31,5 mm</p> <p>19373.SR 230 V~ 50/60 Hz. Depth: 31,5 mm</p>	 <p>19370.SR.B 12 V~ (SELV) 50/60 Hz. Depth: 31,5 mm</p> <p>19372.SR.B 120 V~ 50/60 Hz. Depth: 31,5 mm</p> <p>19373.SR.B 230 V~ 50/60 Hz. Depth: 31,5 mm</p>	 <p>19370.SR.M 12 V~ (SELV) 50/60 Hz. Depth: 31,5 mm</p> <p>19372.SR.M 120 V~ 50/60 Hz. Depth: 31,5 mm</p> <p>19373.SR.M 230 V~ 50/60 Hz. Depth: 31,5 mm</p>
--	--	--

Luminous indicator units (for 1 or 2 signalling units*)

 <p>19386 Single, white diffuser. Depth: 22,5 mm</p> <p>19388 Doble, neutral diffusers. Depth: 22,5 mm</p>	 <p>19386.B Single, white diffuser. Depth: 22,5 mm</p> <p>19388.B Doble, neutral diffusers. Depth: 22,5 mm</p>	 <p>19386.M Single, white diffuser. Depth: 22,5 mm</p> <p>19388.M Doble, neutral diffusers. Depth: 22,5 mm</p>
---	---	---

Prismatic indicator units - 2 modules (for 14771 and 14777 lamps - supplied without lamp)

 <p>19387.B White diffuser - 2 modules. Depth: 25 mm</p>	 <p>19387.R Red diffuser - 2 modules. Depth: 25 mm</p>	 <p>19387.V Green diffuser - 2 modules. Depth: 25 mm</p>
--	--	--

Signalling

Grey	White	Metal
------	-------	-------

Step marker lamps (with high-efficiency LED)



19389
230 V~ 50/60 Hz
- 2 modules.
Depth: 36,5 mm



19389.B
230 V~ 50/60 Hz
- 2 modules.
Depth: 36,5 mm



19389.M
230 V~ 50/60 Hz
- 2 modules.
Depth: 36,5 mm



19381
230 V~ 50/60 Hz
Depth: 37 mm

Emergency lighting devices (with automatic emergency device)



19384
With high-efficiency LED,
120-230 V~ 50/60 Hz
- 3 modules.
Depth: 36,5 mm



02660.1
With high-efficiency LED, 230 V~ 50/60 Hz,
rechargeable Ni-Cd battery and built-in
7-module frame. Depth: 43 mm

Hand lamp and step marker lamp



19397
Auxiliary emergency removable hand lamp and controllable step
marker lamp, high-efficiency LED 100-240 V~ 50/60 Hz, neutral - 2
modules. Depth: 36.4 mm



19398
Auxiliary emergency and controllable step marker lamp, high-effi-
ciency LED 100-240 V~ 50/60 Hz, neutral. Depth: 36.2 mm

Rechargeable batteries



00908
3 x Ni-MH 1,2 V
800 mAh,
HR03 (AAA)



00910
Ni-MH 4,8 V 80 mAh
battery, spare part
for TORCIA



00913
Ni-Cd 4,8 V 800 mAh
spare rechargeable battery
for 02660.1



00914
Li-ion 3,7 V 250 mAh spare for removable
hand lamps LED 19397

Protection • Detection

Grey	White	Metal
------	-------	-------

Protection devices



19416
1P 16 A 250 V~
fuse carrier.
Depth: 28,5 mm



19416.B
1P 16 A 250 V~
fuse carrier.
Depth: 28,5 mm



19416.M
1P 16 A 250 V~
fuse carrier.
Depth: 28,5 mm

1P+N circuit breakers (120-230 V~ 50/60 Hz)



19405.06
C 6, breaking
capacity 1500 A.
Depth: 39 mm



19405.10
C 10, breaking
capacity 3000 A.
Depth: 39 mm



19405.16
C 16, breaking
capacity 3000 A.
Depth: 39 mm



19405.06.B
C 6, breaking
capacity 1500 A.
Depth: 39 mm



19405.10.B
C 10, breaking
capacity 3000 A.
Depth: 39 mm



19405.16.B
C 16, breaking
capacity 3000 A.
Depth: 39 mm



19405.06.M
C 6, breaking
capacity 1500 A.
Depth: 39 mm



19405.10.M
C 10, breaking
capacity 3000 A.
Depth: 39 mm



19405.16.M
C 16, breaking
capacity 3000 A.
Depth: 39 mm

1P+N residual current breakers with overcurrent protection (RCBO) (120-230 V~ 50/60 Hz)



19411.06
C 6, I_{Δn} 10 mA
breaking capacity
1500 A - 2 modules.
Depth: 39 mm



19411.10
C 10, I_{Δn} 10 mA
breaking capacity
3000 A - 2 modules.
Depth: 39 mm



19411.06.B
C 6, I_{Δn} 10 mA
breaking capacity
1500 A - 2 modules.
Depth: 39 mm



19411.10.B
C 10, I_{Δn} 10 mA
breaking capacity
3000 A - 2 modules.
Depth: 39 mm



19411.06.M
C 6, I_{Δn} 10 mA
breaking capacity
1500 A - 2 modules.
Depth: 39 mm



19411.10.M
C 10, I_{Δn} 10 mA
breaking capacity
3000 A - 2 modules.
Depth: 39 mm



19411.16
C 16, I_{Δn} 10 mA
breaking capacity
3000 A - 2 modules.
Depth: 39 mm



19411.16.6
C 16, I_{Δn} 6 mA
breaking capacity
3000 A - 2 modules.
Depth: 39 mm



19411.16.B
C 16, I_{Δn} 10 mA
breaking capacity
3000 A - 2 modules.
Depth: 39 mm



19411.16.6.B
C 16, I_{Δn} 6 mA
breaking capacity
3000 A - 2 modules.
Depth: 39 mm



19411.16.M
C 16, I_{Δn} 10 mA
breaking capacity
3000 A - 2 modules.
Depth: 39 mm



19411.16.6.M
C 16, I_{Δn} 6 mA
breaking capacity
3000 A - 2 modules.
Depth: 39 mm

Grey	White	Metal
------	-------	-------

Thermostats



02970
Dial thermostat with relay output 5(2) A 240 V~, heating and air conditioning in ON/OFF mode, class I temperature control device (contribution 1%), white LED backlighting with brightness control, supply voltage 100-240 V 50/60 Hz - 2 modules. Depth: 28,5 mm



02970.B
Dial thermostat with relay output 5(2) A 240 V~, heating and air conditioning in ON/OFF mode, class I temperature control device (contribution 1%), white LED backlighting with brightness control, supply voltage 100-240 V 50/60 Hz - 2 modules. Depth: 28,5 mm



02970.M
Dial thermostat with relay output 5(2) A 240 V~, heating and air conditioning in ON/OFF mode, class I temperature control device (contribution 1%), white LED backlighting with brightness control, supply voltage 100-240 V 50/60 Hz - 2 modules. Depth: 28,5 mm

Connected thermostats



02974
Dial thermostat with relay output NO 5(2) A 240 V~, 3-speed and proportional fan coil control, IoT technology on Bluetooth technology 5.0 standard for the creation of View Wireless mesh system, 1 input for external temperature sensor, heating and air conditioning in ON/OFF and PID mode, class I temperature control device (contribution 1%) in ON/OFF mode, class IV (contribution 2%) in PID mode, white LED backlighting with brightness control, 100-240 V 50/60 Hz power supply - 2 modules. Depth: 28,5 mm



02974.B
Dial thermostat with relay output NO 5(2) A 240 V~, 3-speed and proportional fan coil control, IoT technology on Bluetooth technology 5.0 standard for the creation of View Wireless mesh system, 1 input for external temperature sensor, heating and air conditioning in ON/OFF and PID mode, class I temperature control device (contribution 1%) in ON/OFF mode, class IV (contribution 2%) in PID mode, white LED backlighting with brightness control, 100-240 V 50/60 Hz power supply - 2 modules. Depth: 28,5 mm



02974.M
Dial thermostat with relay output NO 5(2) A 240 V~, 3-speed and proportional fan coil control, IoT technology on Bluetooth technology 5.0 standard for the creation of View Wireless mesh system, 1 input for external temperature sensor, heating and air conditioning in ON/OFF and PID mode, class I temperature control device (contribution 1%) in ON/OFF mode, class IV (contribution 2%) in PID mode, white LED backlighting with brightness control, 100-240 V 50/60 Hz power supply - 2 modules. Depth: 28,5 mm

Connected magnetic contact



03980
Connected magnetic contact for windows and doors, View Wireless, Bluetooth® wireless technology 5.0 standard technology for mesh system realization, 1 clean-contact input, powered with AA LR6 1,5 V batteries (not supplied), white. To use as accessory of connected thermostat or with gateway as sensor for notification of magnetic contact open/close

Electronic sensors



19432
Electronic temperature sensor. Depth: 24,4 mm



19433
Electronic humidity sensor, 1 0-10 V or 4-20 mA output- 2 modules. Depth: 37 mm



19432.B
Electronic temperature sensor. Depth: 24,4 mm



19433.B
Electronic humidity sensor, 1 0-10 V or 4-20 mA output- 2 modules. Depth: 37 mm



19432.M
Electronic temperature sensor. Depth: 24,4 mm



19433.M
Electronic humidity sensor, 1 0-10 V or 4-20 mA output- 2 modules. Depth: 37 mm

Switches for fan-coil regulation



19095
Slide, 1P 6(2) A 250 V~, 4-position. Depth: 39,5 mm



19063
2P 10 AX 250 V~, 4-position. Depth: 33,5 mm



19095.B
Slide, 1P 6(2) A 250 V~, 4-position. Depth: 39,5 mm



19063.B
2P 10 AX 250 V~, 4-position. Depth: 33,5 mm



19095.M
Slide, 1P 6(2) A 250 V~, 4-position. Depth: 39,5 mm



19063.M
2P 10 AX 250 V~, 4-position. Depth: 33,5 mm

Grey	White	Metal
------	-------	-------

Power meter



02960
3 inputs for sensor 01457, 50 W-10 kW detectable power, for DIN (60715 TH35) rail installation 1x17,5 mm. Supplied with 01457

Wired temperature sensor



02965.1
Wired temperature sensor, NTC 10 kΩ, cable length 3 m

Hotel solutions



02686.1
Control device with four push buttons 1P NO 24 vdc 50 mA max., to be completed with 2-module back-lightable interchangeable button caps - 2 modules. Depth: 15 mm



19026.DND
Do Not Disturb with diffuser



19026.PLS
Please Clean with diffuser



19026.DND.B
Do Not Disturb with diffuser



19026.PLS.B
Please Clean with diffuser



19026.DND.M
Do Not Disturb with diffuser



19026.PLS.M
Please Clean with diffuser



19099
Volume control, 8 Ω 15 W - 2 modules. Depth: 30,1 mm



19099.B
Volume control, 8 Ω 15 W - 2 modules. Depth: 30,1 mm



19099.M
Volume control, 8 Ω 15 W - 2 modules. Depth: 30,1 mm



19097
1P NO 10 A 250 V~, for hotel "Do Not Disturb" and "Please Clean" lightable - 2 modules
19097.AB
As above, antibacterial treatment. Depth: 28 mm



00975
Card to customise for 19097 button



02685
4 signalling indicator: IN, Do Not Disturb, OUT, waitress symbol, white - 2 modules. Depth: 22 mm



19290
230 V~ 50/60 Hz, with 20 VA isolating transformer, 230 V~ and 120 V~ outputs - 3 modules
19290.AB
As above, antibacterial treatment. Depth: 41,5 mm



19291⁶
230 V~ 50/60 Hz, with 20 VA isolating transformer, 230 V~ and 120 V~ outputs. Depth: 41,5 mm



19290.B
230 V~ 50/60 Hz, with 20 VA isolating transformer, 230 V~ and 120 V~ outputs - 3 modules
19290.AB.B
As above, antibacterial treatment. Depth: 41,5 mm



19291.B⁶
230 V~ 50/60 Hz, with 20 VA isolating transformer, 230 V~ and 120 V~ outputs. Depth: 41,5 mm



19290.M
230 V~ 50/60 Hz, with 20 VA isolating transformer, 230 V~ and 120 V~ outputs - 3 modules. Depth: 41,5 mm



19291.M⁶
230 V~ 50/60 Hz, with 20 VA isolating transformer, 230 V~ and 120 V~ outputs. Depth: 41,5 mm



02690
Lighting switch, 2000 W incandescent lamps, CFL 10-1000 W, LED 100 W, 220-240 V~ 50/60 Hz, ceiling mounting

Hotel solutions

Grey	White	Metal
------	-------	-------

Hotel solutions

Access control system



- 19463**
Electronic switch, vertical pocket, 120-230 V~ 50/60 Hz - 2 modules
19463.AB
As above, antibacterial treatment. Depth: 20,5 mm
- 19465**
Electronic switch, vertical pocket, 230 V~ 50/60 Hz, 24 V~/24 Vdc (SELV) - 3 modules
19465.AB
As above, antibacterial treatment. Depth: 37 mm
- 19463.B**
Electronic switch, vertical pocket, 120-230 V~ 50/60 Hz - 2 modules
19463.AB.B
As above, antibacterial treatment. Depth: 20,5 mm
- 19465.B**
Electronic switch, vertical pocket, 230 V~ 50/60 Hz, 24 V~/24 Vdc (SELV) - 3 modules
19465.AB.B
As above, antibacterial treatment. Depth: 37 mm
- 19463.M**
Electronic switch, vertical pocket, 120-230 V~ 50/60 Hz - 2 modules. Depth: 20,5 mm
- 19465.M**
Electronic switch, vertical pocket, 230 V~ 50/60 Hz, 24 V~/24 Vdc (SELV) - 3 modules. Depth: 37 mm



- 19468**
NFC/RFID electronic reader, suitable for **AGB Electronic Solutions** for hotel, vertical pocket, 120-230 V~ 50/60 Hz - 3 modules. Depth: 30,5 mm
- 19468.1**
NFC/RFID electronic reader, suitable for **CISA Electronic Solutions** for hotel, vertical pocket, 120-230 V~ 50/60 Hz - 3 modules. Depth: 30,5 mm
- 19468.B**
NFC/RFID electronic reader, suitable for **AGB Electronic Solutions** for hotel, vertical pocket, 120-230 V~ 50/60 Hz - 3 modules. Depth: 30,5 mm
- 19468.1.M**
NFC/RFID electronic reader, suitable for **CISA Electronic Solutions** for hotel, vertical pocket, 120-230 V~ 50/60 Hz - 3 modules. Depth: 30,5 mm
- 19468.M**
NFC/RFID electronic reader, suitable for **AGB Electronic Solutions** for hotel, vertical pocket, 120-230 V~ 50/60 Hz - 3 modules. Depth: 30,5 mm
- 19468.1.M**
NFC/RFID electronic reader, suitable for **CISA Electronic Solutions** for hotel, vertical pocket, 120-230 V~ 50/60 Hz - 3 modules. Depth: 30,5 mm



- 19469**
NFC/RFID electronic reader, suitable for **Mifare Electronic Solutions** for hotel, vertical pocket, 120-230 V~ 50/60 Hz - 3 modules. Depth: 30,5 mm
- 19469.B**
NFC/RFID electronic reader, suitable for **Mifare Electronic Solutions** for hotel, vertical pocket, 120-230 V~ 50/60 Hz - 3 modules. Depth: 30,5 mm
- 19469.M**
NFC/RFID electronic reader, suitable for **Mifare Electronic Solutions** for hotel, vertical pocket, 120-230 V~ 50/60 Hz - 3 modules. Depth: 30,5 mm



16452.S
ISO-card (badge)

Hotel solutions

Grey	White	Metal
------	-------	-------

Hotel solutions

Connected access control system



- 19462**
NFC/RFID smart card outdoor reader, card configuration using View Wireless app, Bluetooth technology standard, IoT technology on *Bluetooth® wireless technology 5.0* standard for the creation of View Wireless mesh system, 1 relay output NO 16 A 100-240 V~ 50/60 Hz, 1 DND input, LED with brightness control, 100-240 V~ 50/60 Hz power supply - 2 modules. Depth: 31,7 mm
- 19462.B**
NFC/RFID smart card outdoor reader, card configuration using View Wireless app, Bluetooth technology standard, IoT technology on *Bluetooth® wireless technology 5.0* standard for the creation of View Wireless mesh system, 1 relay output NO 16 A 100-240 V~ 50/60 Hz, 1 DND input, LED with brightness control, 100-240 V~ 50/60 Hz power supply - 2 modules. Depth: 31,7 mm
- 19462.M**
NFC/RFID smart card outdoor reader, card configuration using View Wireless app, Bluetooth technology standard, IoT technology on *Bluetooth® wireless technology 5.0* standard for the creation of View Wireless mesh system, 1 relay output NO 16 A 100-240 V~ 50/60 Hz, 1 DND input, LED with brightness control, 100-240 V~ 50/60 Hz power supply - 2 modules. Depth: 31,7 mm



- 19467**
NFC/RFID energy saver card switch for installation inside the room, IoT technology on *Bluetooth® wireless technology 5.0* standard for the creation of View Wireless mesh system, 1 relay output NO 16 A 100-240 V~ 50/60 Hz, 1 configurable input, 100-240 V~ 50/60 Hz power supply - 2 modules. Depth: 31 mm
- 19467.B**
NFC/RFID energy saver card switch for installation inside the room, IoT technology on *Bluetooth® wireless technology 5.0* standard for the creation of View Wireless mesh system, 1 relay output NO 16 A 100-240 V~ 50/60 Hz, 1 configurable input, 100-240 V~ 50/60 Hz power supply - 2 modules. Depth: 31 mm
- 19467.M**
NFC/RFID energy saver card switch for installation inside the room, IoT technology on *Bluetooth® wireless technology 5.0* standard for the creation of View Wireless mesh system, 1 relay output NO 16 A 100-240 V~ 50/60 Hz, 1 configurable input, 100-240 V~ 50/60 Hz power supply - 2 modules. Depth: 31 mm




- 19467.C**
Card holder cover for NFC/RFID reader pocket and badge switch, 2 modules
- 19467.C.B**
Card holder cover for NFC/RFID reader pocket and badge switch, 2 modules
- 19467.C.M**
Card holder cover for NFC/RFID reader pocket and badge switch, 2 modules



01817
Mifare transponder card


Grey	White	Metal
------	-------	-------

View Wireless connected 2-way switches kits



OK19592.01

- Kit with:
- 1 19592.0 2-way switch mechanism
 - 1 19022.B 2-module interchangeable button, white
 - 1 19607 2-module British standard mounting frame
 - 1 19603 2-module mounting frame without screws
 - 1 19642.74 2-module technopolymer Classic cover plate, white



OK19592.02

- Kit with:
- 1 19592.0 2-way switch mechanism
 - 1 19022 2-module interchangeable button, grey
 - 1 19607 2-module British standard mounting frame
 - 1 19603 2-module mounting frame without screws
 - 1 19642.71 2-module technopolymer Classic cover plate, black



View Wireless gateway



19597

View Wireless gateway, Bluetooth® wireless technology 4.2 Wi-Fi, 100-240 V 50/60 Hz power supply - 2 modules. Depth: 37 mm



19597.B

View Wireless gateway, Bluetooth® wireless technology 4.2 Wi-Fi, 100-240 V 50/60 Hz power supply - 2 modules. Depth: 37 mm



19597.M

View Wireless gateway, Bluetooth® wireless technology 4.2 Wi-Fi, 100-240 V 50/60 Hz power supply - 2 modules. Depth: 37 mm

Grey	White	Metal
------	-------	-------

Supervision



▲ 01426

IP supervisor with 10-inch touch display in 16:10 format (1920x1200), equipped with proximity sensor, environmental brightness sensor and RGB signalling LED for status notifications. Designed to control By-me Plus, View Wireless, By-alarm Plus, Elvox IP Video door entry and Due Fili Plus systems via the respective system gateways as well as live viewing of Elvox IP and Wi-Fi CCTV cameras via RTSP streams. PoE or 24-30 VDC power supply, surface mounting with bracket on 2M mounting box, BS square mounting box, 3M rectangular horizontal and vertical and 8M (4+4) mounting box, black



▲ 01426.B

IP supervisor with 10-inch touch display in 16:10 format (1920x1200), equipped with proximity sensor, environmental brightness sensor and RGB signalling LED for status notifications. Designed to control By-me Plus, View Wireless, By-alarm Plus, Elvox IP Video door entry and Due Fili Plus systems via the respective system gateways as well as live viewing of Elvox IP and Wi-Fi CCTV cameras via RTSP streams. PoE or 24-30 VDC power supply, surface mounting with bracket on 2M mounting box, BS square mounting box, 3M rectangular horizontal and vertical and 8M (4+4) mounting box, white



▲ 01423

IP supervisor with 7-inch touch display in 16:10 format (1280x800), equipped with proximity sensor, environmental brightness sensor and RGB signalling LED for status notifications. Designed to control By-me Plus, View Wireless, By-alarm Plus, Elvox IP Video door entry and Due Fili Plus systems via the respective system gateways as well as live viewing of Elvox IP and Wi-Fi CCTV cameras via RTSP streams. PoE or 24-30 VDC power supply. Surface mounting with bracket on 2M mounting box, BS square mounting box, 3M rectangular horizontal and vertical mounting box, black.




▲ 01423.B

IP supervisor with 7-inch touch display in 16:10 format (1280x800), equipped with proximity sensor, environmental brightness sensor and RGB signalling LED for status notifications. Designed to control By-me Plus, View Wireless, By-alarm Plus, Elvox IP Video door entry and Due Fili Plus systems via the respective system gateways as well as live viewing of Elvox IP and Wi-Fi CCTV cameras via RTSP streams. PoE or 24-30 VDC power supply. Surface mounting with bracket on 2M mounting box, BS square mounting box, 3M rectangular horizontal and vertical mounting box, white



40517

Wall-mounted Tab 7S Up hands-free video entryphone for Due Fili Plus system, integrated Wi-Fi for call forwarding to smartphone with dedicated App, with 7" touch-screen colour LCD display, capacitive keyboard for video door entry functions and intercom calls, video voicemail, teleloop for hearing aids, supervision of the View Wireless smart home automation system to control lights, roller shutters, sensors and scenarios, complete with bracket for fixing in round or rectangular mounting box, surface mounting or semi-flush mounting, white



40515

Wall-mounted Tab 5S Up hands-free video entryphone for Due Fili Plus system, integrated Wi-Fi for call forwarding to smartphone with dedicated App, with 5" touch-screen colour LCD display, capacitive keyboard for video door entry functions and intercom calls, video voicemail, teleloop for hearing aids, supervision of the View Wireless smart home automation system to control lights, roller shutters, sensors and scenarios, complete with bracket for fixing in round or rectangular mounting box, surface mounting or semi-flush mounting, white



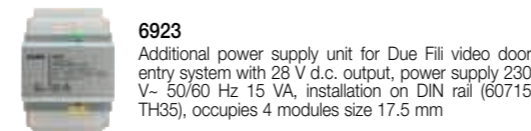
40517.04

As above, black



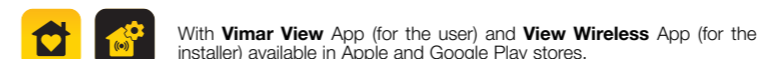
40515.04

As above, black



6923

Additional power supply unit for Due Fili video door entry system with 28 V d.c. output, power supply 230 V- 50/60 Hz 15 VA, installation on DIN rail (60715 TH35), occupies 4 modules size 17.5 mm



With **Vimar View App** (for the user) and **View Wireless App** (for the installer) available in Apple and Google Play stores.

Grey	White	Metal
------	-------	-------

Mounting frames for iPads



01430
Support for 10.9-11 inch iPad devices, comprising a decorative frame with surface-mounting with wall plugs, supplied with type C USB cable and no power supply unit, black



01430.B
Support for 10.9-11 inch iPad devices, comprising a decorative frame with surface-mounting with wall plugs, supplied with type C USB cable and no power supply unit, white



01430.N
Support for 10.9-11 inch iPad devices, comprising a decorative frame with surface-mounting with wall plugs, supplied with type C USB cable and no power supply unit, Next

View Wireless connected 2-way switches

19592.0
Mechanism, 100-240 V 50/60 Hz output relay for 500 W incandescent lamps, 100 W LED lamps, 250 VA electronic transformers, 60 W fluorescent lamps, Bluetooth® wireless technology 5.0 for View Wireless mesh system and Zigbee 3.0, 1 input for actuator push button or recall a scenario. To complete with 1-, 2- or 3-module buttons. Depth: 36,5 mm



1-module interchangeable buttons for connected switch mechanism (lightable°)

19021 No symbol	19021.1 No symbol	19026 With diffuser	19026.DND Do Not Disturb with diffuser	19021.B No symbol	19021.1.B No symbol	19026.B With diffuser	19026.DND.B Do Not Disturb with diffuser	19021.M No symbol	19021.1.M No symbol	19026.M With diffuser	19026.DND.M Do Not Disturb with diffuser
19026.PLS Please Clean with diffuser	19021.L Light symbol	19021.P Key symbol	19038 Smooth, non-lightable	19026.PLS.B Please Clean with diffuser	19021.L.B Light symbol	19021.P.B Key symbol	19038.B Smooth, non-lightable	19026.PLS.M Please Clean with diffuser	19021.L.M Light symbol	19021.P.M Key symbol	19038.M Smooth, non-lightable

2-module interchangeable buttons for connected switch mechanism (lightable°)

19022 No symbol	19022.1 No symbol	19027 With diffuser	19022.B No symbol	19022.1.B No symbol	19027.B With diffuser	19022.M No symbol	19022.1.M No symbol	19027.M With diffuser
19039 Smooth, non-lightable	19022.L Light symbol	19022.P Key symbol	19039.B Liscio	19022.L.B Light symbol	19022.P.B Key symbol	19039.M Smooth, non-lightable	19022.L.M Light symbol	19022.P.M Key symbol

Grey	White	Metal
------	-------	-------

3-module interchangeable buttons for connected switch mechanism (lightable°)

19023 No symbol	19023.1 No symbol	19023.B No symbol	19023.1.B No symbol	19023.M No symbol	19023.1.M No symbol
19028 With diffuser	19028.B With diffuser	19028.M With diffuser			

View Wireless connected control device for roller shutter

19594.0
Control device for 1 roller shutter with slat orientation and change-over relay output for cosφ 0,6 motor 2 A 100-240 V~ 50/60 Hz, Bluetooth® wireless technology 5.0 for View Wireless mesh system and Zigbee 3.0, 1 input for external push button to recall a scenario, favourite position recall function. To complete with 2 1-module half-button. Depth: 37,5 mm



19755.2 2 1-module interchangeable half-button, arrows symbol	19755.2.B 2 1-module interchangeable half-button, arrows symbol	19755.2.M 2 1-module interchangeable half-button, arrows symbol
---	---	---

View Wireless connected actuator for 1 roller shutter - backside installation

03982
Actuator for 1 roller shutter with slat orientation and change-over relay output for cosφ 0,6 motor 2 A 100-240 V~ 50/60 Hz, remote control, Bluetooth® wireless technology 5.0 for View Wireless mesh system and Zigbee 3.0, flush mounting (retrofit)



Connected dimmer

19595.0
VIEW Wireless electronic dimmer mechanism for 20-200 W incandescent lamps, 2-200 W LED lamps, 20-200 W electronic transformers, double IoT technology on Bluetooth 5.0 standard for the creation of VIEW Wireless mesh system and on Zigbee 3.0 standard, 1 input for external push button for dimmer control or to recall a scenario, dimmer off operation, RGB LED visible in darkness with brightness control, 220-240 V 50/60 Hz power supply, to be completed with 1-module interchangeable buttons. Depth: 36,5 mm

19595.0.120
As above, power supply 120 V 50/60 Hz.

1-module interchangeable buttons and half-button caps for connected dimmer controls

19755.3 Dimmer symbols	19755.3.B Dimmer symbols	19755.3.N Dimmer symbols
----------------------------------	------------------------------------	------------------------------------

Grey	White	Metal
------	-------	-------

Connected electronic controls



19591.0
VIEW Wireless electronic control mechanism, local control with push button or remote control, IoT technology on Bluetooth 5.0 standard, RGB LED visible in darkness with brightness control, 100-240 V 50/60 Hz power supply, to be completed with 1-module interchangeable buttons. Depth: 36.5 mm

1-module interchangeable buttons and half-button caps for connected electronic controls



19755.2
Arrows symbols



19755.2.B
Arrows symbols



19755.2.N
Arrows symbols



19755.3
Dimmer symbols



19755.3.B
Dimmer symbols



19755.3.N
Dimmer symbols



19755.6
Scenarios symbols



19755.6.B
Scenarios symbols



19755.6.N
Scenarios symbols



19755
Neutral customisable



19755.B
Neutral customisable



19755.N
Neutral customisable

Radiofrequency smart devices



Compatible with **CASAMBI**

03925
4-button flat device with RF transmission, 2.4 GHz, **Bluetooth**® Low Energy wireless technology, to be completed with buttons 19506+19506.2 - 2 modules

Grey	White	Metal
------	-------	-------

View Wireless connected control device for socket outlet



19593
Control device with NO 16 A 100-240 V~ 50/60 Hz relay output, local control with push button or remote control, Bluetooth® wireless technology 5.0 for View Wireless mesh system and Zigbee 3.0, function for measuring the instant power and load cut-off threshold. Depth: 39 mm

Bluetooth®
 zigbee
certified product



19593.B
Control device with NO 16 A 100-240 V~ 50/60 Hz relay output, local control with push button or remote control, Bluetooth® wireless technology 5.0 for View Wireless mesh system and Zigbee 3.0, function for measuring the instant power and load cut-off threshold. Depth: 39 mm

Bluetooth®
 zigbee
certified product



19593.M
Control device with NO 16 A 100-240 V~ 50/60 Hz relay output, local control with push button or remote control, Bluetooth® wireless technology 5.0 for View Wireless mesh system and Zigbee 3.0, function for measuring the instant power and load cut-off threshold. Depth: 39 mm

Bluetooth®
 zigbee
certified product

View Wireless connected actuator - backside installation



03981
Control device with NO 100-240 V 50/60 Hz relay output for 500 W incandescent lamps, 100 W LED lamps, 250 VA electronic transformers, 120 W fluorescent lamps, remote control, 1 input for wired control to recall a scenario, Bluetooth® wireless technology 5.0 for View Wireless mesh system and Zigbee 3.0, flush mounting (retrofit)

Bluetooth®
 zigbee
certified product



03983
VIEW Wireless electronic module with 3 programmable digital inputs for potential-free contacts, 1 programmable NO/NC relay output for SELV voltage-free contact, IoT technology on Bluetooth 5.0 standard to create the VIEW Wireless mesh system, 100-240 V 50/60 Hz power supply, flush mounting (retrofit)

Bluetooth®

Actuations



03985
VIEW Wireless electronic control actuator with 4 relay outputs 16 A 240 V~, programmable NO/NC with function to control lights, roller shutters with slat orientation, fan coil, climate control, accesses, sprinkler system, push buttons for local control, IoT technology on Bluetooth 5.0 standard for the creation of VIEW Wireless mesh system, 100-240 V 50/60 Hz power supply, installation on DIN rail (60715 TH35), occupies 4 modules size 17.5 mm



03986
VIEW Wireless electronic control actuator with 1 proportional analogue 0/1-10 V output with re-scalable voltage, one 10 AX relay output 100-240 V~ 50/60 Hz, programmable NO/NC with function to control lights, fan coil, climate control, accesses, sprinkler system, push button for local control, IoT technology on Bluetooth 5.0 standard for the creation of VIEW Wireless mesh system, 100-240 V 50/60 Hz power supply, installation on DIN rail (60715 TH35), occupies 2 modules size 17.5 mm

Grey	White	Metal
------	-------	-------

Thermostatic head



03989

Thermostatic head, IoT technology, Bluetooth technology 5.0 standard for the creation of View Wireless mesh system, heating in PI mode, class IV temperature control device (contribution 2%), display with white LED back-lighting, AA alkaline batteries (not rechargeable), installation on radiators equipped with flow control valves. Mechanical adaptors supplied for compatibility with the main valves: RA Danfoss, RAV Danfoss, RAVL, Danfoss, Giacomini, Caleffi, M28x1.5, FAR.

View Wireless connected energy meter



02963

Energy meter for measuring of consumption/production of instant and historical electric energy (hourly, daily, monthly and in the year mode), 1 input for supplied toroidal current sensor, detectable power 25 W-100 kW, single-phase power supply 100-240 V 50/60 Hz, Bluetooth® wireless technology 5.0 for View Wireless mesh system and Zigbee 3.0, occupies 1 17,5 mm module



View Wireless connected thermostats



02974

Dial thermostat with relay output NO 5(2) A 240 V~, 3-speed and proportional fan coil control, IoT technology on Bluetooth technology 5.0 standard for the creation of View Wireless mesh system, 1 input for external temperature sensor, heating and air conditioning in ON/OFF and PID mode, class I temperature control device (contribution 1%) in ON/OFF mode, class IV (contribution 2%) in PID mode, white LED backlighting with brightness control, 100-240 V 50/60 Hz power supply - 2 modules. Depth: 28.5 mm



02974.B

Dial thermostat with relay output NO 5(2) A 240 V~, 3-speed and proportional fan coil control, IoT technology on Bluetooth technology 5.0 standard for the creation of View Wireless mesh system, 1 input for external temperature sensor, heating and air conditioning in ON/OFF and PID mode, class I temperature control device (contribution 1%) in ON/OFF mode, class IV (contribution 2%) in PID mode, white LED backlighting with brightness control, 100-240 V 50/60 Hz power supply - 2 modules. Depth: 28.5 mm



02974.M

Dial thermostat with relay output NO 5(2) A 240 V~, 3-speed and proportional fan coil control, IoT technology on Bluetooth technology 5.0 standard for the creation of View Wireless mesh system, 1 input for external temperature sensor, heating and air conditioning in ON/OFF and PID mode, class I temperature control device (contribution 1%) in ON/OFF mode, class IV (contribution 2%) in PID mode, white LED backlighting with brightness control, 100-240 V 50/60 Hz power supply - 2 modules. Depth: 28.5 mm

View Wireless connected magnetic contact



03980

Connected magnetic contact for windows and doors, View Wireless, Bluetooth® wireless technology 5.0 standard technology for mesh system realization, 1 clean-contact input, powered with AA LR6 1,5 V batteries (not supplied), white. To use as accessory of connected thermostat or with gateway as sensor for notification of magnetic contact open/close

Grey	White	Metal
------	-------	-------

Radar sensors



19179

UWB radar sensor, IoT technology on Bluetooth 5.0 standard for the creation of VIEW Wireless mesh system, 1 solid state output for extra low voltage controls (SELV and non SELV), 1 input for external push button for output activation or to recall a scenario, 100-240 V 50/60 Hz power supply. Depth: 39.5 mm



19179.B

UWB radar sensor, IoT technology on Bluetooth 5.0 standard for the creation of VIEW Wireless mesh system, 1 solid state output for extra low voltage controls (SELV and non SELV), 1 input for external push button for output activation or to recall a scenario, 100-240 V 50/60 Hz power supply. Depth: 39.5 mm



19179.N

UWB radar sensor, IoT technology on Bluetooth 5.0 standard for the creation of VIEW Wireless mesh system, 1 solid state output for extra low voltage controls (SELV and non SELV), 1 input for external push button for output activation or to recall a scenario, 100-240 V 50/60 Hz power supply. Depth: 39.5 mm



02692

UWB radar sensor, IoT technology on Bluetooth 5.0 standard for the creation of VIEW Wireless mesh system, 1 solid state output for extra low voltage controls (SELV and non SELV), 1 input for external push button for output activation or to recall a scenario, 100-240 V 50/60 Hz power supply, false ceiling installation.



02692.S.1

Round section adaptor for ceiling installation of the IoT connected radar sensor 02692.

Controllo accessi connesso View Wireless



19462

NFC/RFID smart card outdoor reader, card configuration using View Wireless app, Bluetooth technology standard, IoT technology on Bluetooth® wireless technology 5.0 standard for the creation of View Wireless mesh system, 1 relay output NO 16 A 100-240 V~ 50/60 Hz, 1 configurable input, 100-240 V~ 50/60 Hz power supply - 2 modules. Depth: 31,7 mm



19467

NFC/RFID energy saver card switch for installation inside the room, IoT technology on Bluetooth® wireless technology 5.0 standard for the creation of View Wireless mesh system, 1 relay output NO 16 A 100-240 V~ 50/60 Hz, 1 configurable input, 100-240 V~ 50/60 Hz power supply - 2 modules. Depth: 31 mm



19462.B

NFC/RFID smart card outdoor reader, card configuration using View Wireless app, Bluetooth technology standard, IoT technology on Bluetooth® wireless technology 5.0 standard for the creation of View Wireless mesh system, 1 relay output NO 16 A 100-240 V~ 50/60 Hz, 1 DND input, LED with brightness control, 100-240 V~ 50/60 Hz power supply - 2 modules. Depth: 31,7 mm



19467.B

NFC/RFID energy saver card switch for installation inside the room, IoT technology on Bluetooth® wireless technology 5.0 standard for the creation of View Wireless mesh system, 1 relay output NO 16 A 100-240 V~ 50/60 Hz, 1 configurable input, 100-240 V~ 50/60 Hz power supply - 2 modules. Depth: 31 mm



19462.M

NFC/RFID smart card outdoor reader, card configuration using View Wireless app, Bluetooth technology standard, IoT technology on Bluetooth® wireless technology 5.0 standard for the creation of View Wireless mesh system, 1 relay output NO 16 A 100-240 V~ 50/60 Hz, 1 DND input, LED with brightness control, 100-240 V~ 50/60 Hz power supply - 2 modules. Depth: 31,7 mm



19467.M

NFC/RFID energy saver card switch for installation inside the room, IoT technology on Bluetooth® wireless technology 5.0 standard for the creation of View Wireless mesh system, 1 relay output NO 16 A 100-240 V~ 50/60 Hz, 1 configurable input, 100-240 V~ 50/60 Hz power supply - 2 modules. Depth: 31 mm



19467.C

Card holder cover for NFC/RFID reader pocket and badge switch, 2 modules



19467.C.B

Card holder cover for NFC/RFID reader pocket and badge switch, 2 modules



19467.C.M

Card holder cover for NFC/RFID reader pocket and badge switch, 2 modules



01817

Mifare transponder card

Metal-Elite
(Refined metal)



07 Gold



08 Brushed inox



09 Black chrome



10 Black nickel



11 Brushed copper



12.01 Brushed brass

Metal-Color
(Varnished metal)



01 Matt graphite



02 Matt slate



04 Matt titanium



05 Matt pearl



B06 Polar total look
(with white frame)



B26 Polar matt total look
(with white frame)



13 Matt champagne

Alu-Tech
(Aluminium)



15 Aluminium



16 Lava



17 Dark bronze

Reflex Plus
(Reflex)



61 Smoke grey



63 Orange



65 Sagegreen



66 Ice



B66 Ice total look
(with white frame)



67 Ivory

Color-Tech
(Varnished technopolymer)



76 Matt blue



78 Matt gold



79 Silver matt



80 Metal

Tecno-Basic
(Satin technopolymer)



71 Black



72 Grey



73 Ivory



74 White

Cover plates: guideline

	1-central-module	2-module	2-central-module	3-module	4-module
	Classic	Classic	Classic	Classic	Classic
Metal-Elite (Refined metal)					
Gold	19641.07	19642.07	19652.07	19653.07	19654.07
Brushed inox	19641.08	19642.08	19652.08	19653.08	19654.08
Black nickel	19641.10	19642.10	19652.10	19653.10	19654.10
Brushed brass	19641.12.01	19642.12.01	19652.12.01	19653.12.01	19654.12.01
Metal-Color (Varnished metal)					
Matt graphite	19641.01	19642.01	19652.01	19653.01	19654.01
Matt slate	19641.02	19642.02	19652.02	19653.02	19654.02
Matt titanium	19641.04	19642.04	19652.04	19653.04	19654.04
Matt pearl	19641.05	19642.05	19652.05	19653.05	19654.05
Polar total look (with white frame)	19641.B06	19642.B06	19652.B06	19653.B06	19654.B06
Polar matt total look (with white frame)	19641.B26	19642.B26	19652.B26	19653.B26	19654.B26
Matt champagne	19641.13	19642.13	19652.13	19653.13	19654.13
Alu-Tech (Aluminium)					
Aluminium	19641.15	19642.15	19652.15	19653.15	19654.15
Lava	19641.16	19642.16	19652.16	19653.16	19654.16
Dark bronze	19641.17	19642.17	19652.17	19653.17	19654.17

Cover plates: guideline

7-module	8-module	14-module	21-module	Panel mounting 1-module	Panel mounting 2-module
Classic	Classic	Classic	Classic	Classic	Classic
Metal-Elite (Refined metal)					
19657.07	19668.07	-	-	-	-
19657.08	19668.08	-	-	-	-
19657.10	19668.10	-	-	-	-
19657.12.01	19668.12.01	-	-	-	-
Metal-Color (Varnished metal)					
19657.01	19668.01	-	-	-	-
19657.02	19668.02	-	-	-	-
19657.04	19668.04	-	-	-	-
19657.05	19668.05	-	-	-	-
19657.B06	19668.B06	-	-	-	-
19657.B26	19668.B26	-	-	-	-
19657.13	19668.13	-	-	-	-
Alu-Tech (Aluminium)					
19657.15	19668.15	-	-	-	-
19657.16	19668.16	-	-	-	-
19657.17	19668.17	-	-	-	-

Cover plates: guideline

	1-central-module	2-module	2-central-module	3-module	4-module
	Classic	Classic	Classic	Classic	Classic
Reflex Plus (Reflex)					
Smoke grey	19641.61	19642.61	19652.61	19653.61	19654.61
Orange	19641.63	19642.63	19652.63	19653.63	19654.63
Sagegreen	19641.65	19642.65	19652.65	19653.65	19654.65
Ice total look (with white frame)	19641.B66	19642.B66	19652.B66	19653.B66	19654.B66
Ivory	19641.67	19642.67	19652.67	19653.67	19654.67
Color-Tech (Varnished technopolymer)					
Matt blue	19641.76	19642.76	19652.76	19653.76	19654.76
Matt gold	19641.78	19642.78	19652.78	19653.78	19654.78
Matt silver	19641.79	19642.79	19652.79	19653.79	19654.79
Metal	19641.80	19642.80	19652.80	19653.80	19654.80
Tecno-basic (Technopolymer)					
Black**	19641.71	19642.71 19642.AB.71	19652.71	19653.71 19653.AB.71	19654.71 19654.AB.71
Grey	19641.72	19642.72	19652.72	19653.72	19654.72
Ivory	19641.73	19642.73	19652.73	19653.73	19654.73
White**	19641.74	19642.74 19642.AB.74	19652.74	19653.74 19653.AB.74	19654.74 19654.AB.74

Cover plates: guideline

7-module	8-module	14-module	21-module	Panel mounting 1-module	Panel mounting 2-module
Classic	Classic	Classic	Classic	Classic	Classic
19657.61	19668.61	-	-	-	-
19657.63	19668.63	-	-	-	-
19657.65	19668.65	-	-	-	-
19657.B66	19668.B66	-	-	-	-
19657.67	19668.67	-	-	-	-
19657.76	19668.76	-	-	-	-
19657.78	19668.78	-	-	-	-
19657.79	19668.79	-	-	-	-
19657.80	19668.80	-	-	-	-
19657.71 19657.AB.71	19668.71	19660.71	19661.71	19666.71	19667.71
19657.72	19668.72	19660.72	19661.72	19666.72	19667.72
19657.73	19668.73	19660.73	19661.73	19666.73	19667.73
19657.74 19657.AB.74	19668.74	19660.74	19661.74	19666.74	19667.74


















German and French standard cover plates: guideline

	2-module	2+2-module (between centres 71 mm)	2+2+2-module (between centres 71 mm)	2+2+2+2-module (between centres 71 mm)
Metal-Elite (Refined metal)				
Brushed inox	19642.08	19643.08	19644.08	19669.08
Brushed brass	19642.12.01	19643.12.01	19644.12.01	19669.12.01
Metal-Color (Varnished metal)				
Matt graphite	19642.01	19643.01	19644.01	19669.01
Matt titanium	19642.04	19643.04	19644.04	19669.04
Polar	19642.06	-	-	-
Polar total look (white diaphragm)	-	-	19644.B06	19669.B06
Matt champagne	19642.13	19643.13	19644.13	19669.13
Color-Tech (Varnished technopolymer)				
Matt gold	19642.78	19643.78	19644.78	19669.78
Matt silver	19642.79	19643.79	19644.79	19669.79
Metal	19642.80	19643.80	19644.80	19669.80
Tecno-basic (Technopolymer)				
Black**	19642.71 19642.AB.71	19643.71 19643.AB.71	19644.71 19644.AB.71	19669.71 19669.AB.71
Ivory	19642.73	19643.73	19644.73	19669.73
White**	19642.74 19642.AB.74	19643.74 19643.AB.74	19644.74 19644.AB.74	19669.74 19669.AB.74







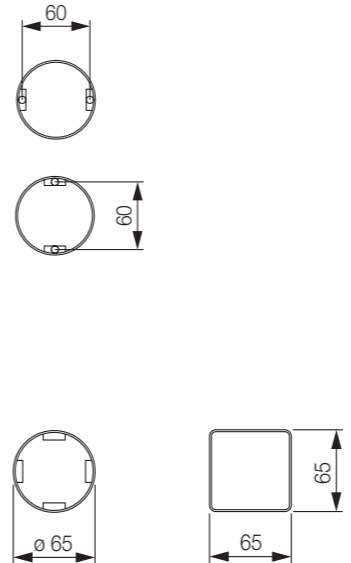






British standard cover plates: guideline

	1 module	2 modules	3 modules	5 modules
Metal-Elite (Refined metal)				
Brushed inox	19641.08	19642.08	19648.08	19649.08
Black nickel	19641.10	19642.10	19648.10	19649.10
Brushed copper	19641.11	19642.11	-	-
Brushed brass	19641.12.01	19642.12.01	19648.12.01	19649.12.01
Metal-Color (Varnished metal)				
Matt graphite	19641.01	19642.01	19648.01	19649.01
Matt titanium	19641.04	19642.04	19648.04	19649.04
Polar total look (with white frame)	19641.B06	19642.B06	19648.B06	19649.B06
Matt champagne	19641.13	19642.13	19648.13	19649.13
Alu-Tech (Aluminium)				
Aluminium	19641.15	19642.15	19648.15	19649.15
Lava	19641.16	19642.16	19648.16	19649.16
Dark bronze	19641.17	19642.17	19648.17	19649.17
Color-Tech (Varnished technopolymer)				
Matt silver	19641.79	19642.79	19648.79	19649.79
Metal	19641.80	19642.80	19648.80	19649.80
Tecno-basic (Technopolymer)				
Black**	19641.71	19642.71 19642.AB.71	19648.71	19649.71
White**	19641.74	19642.74 19642.AB.74	19648.74	19649.74

Types of mounting

Module	Box	Frame	Classic* cover plates
1 for \varnothing 60 mm mounting box	<p>Flush mounting</p>  <p>V71001 For masonry GW 650 °C, light blue V71001.AU GW 960 °C, black</p>	 <p>19601 1-module, with claws</p>	 <p>19641... 1-module Dimensions: 90x90x8,6 mm</p>
2 and 2 centrals for \varnothing 60 mm mounting box	 <p>V71701 For hollow walls, for frame without claws, GW 850 °C, light blue</p>	 <p>19602 2-module, with claws 19603 2-module, without screws</p>	 <p>19642... 2-module Dimensions: 90x90x8,6 mm</p>
		 <p>19652... 2-central-module Dimensions: 122x90x8,6 mm</p>	
2 centrals	<p>Flush mounting</p>  <p>V71303 For masonry GW 650 °C, light blue V71303.AU GW 960 °C, black</p>	 <p>19612 2-central-module, with screws</p>	 <p>19652... 2-central-module Dimensions: 122x90x8,6 mm</p>
3	 <p>V71703 For hollow walls, GW 850 °C, light blue</p>	 <p>19613 3-module, with screws</p>	 <p>19653... 3-module Dimensions: 122x90x8,6 mm</p>
4	<p>Flush mounting</p>  <p>V71304 For masonry GW 650 °C, light blue V71304.AU GW 960 °C, black</p>	<p>Table mounting</p>  <p>19784 4-module, grey 19784.B: white</p>	 <p>19614 4-module, with screws</p>
	 <p>V71704 For hollow walls, GW 850 °C, light blue</p>		

Types of mounting

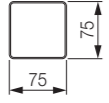

Module	Box	Frame	Classic* cover plates
1	<p>Panel mounting</p>  <p>16776.AU GW 960 °C</p>	 <p>19626 1-module, with screws</p>	 <p>19666... 1-module Dimensions: 40x82x8,6 mm</p>
2	<p>Panel mounting</p>  <p>16776.AU x 2 GW 960 °C</p>	 <p>19627 2-module, with screws</p>	 <p>19667... 2-module Dimensions: 40x139x8,6 mm</p>
1 and 2 for \varnothing 60 mm and 65 mm mounting box	<p>Flush mounting</p> 	 <p>19601 1-module, with claws</p>	 <p>19641... 1-module Dimensions: 90x90x8,6 mm</p>
		 <p>19602 2-module, with claws 19603 2-module, without screws</p>	 <p>19642... 2-module Dimensions: 90x90x8,6 mm</p>
		 <p>19602 2-module, with claws 19603 2-module, without screws</p>	 <p>19652... 2-central-module Dimensions: 122x90x8,6 mm</p>

* Cover plates range, page 304

Module	Box	Table mounting	Frame	Classic* cover plates
7	<p>Flush mounting</p>  <p>V71306 For masonry GW 650 °C, light blue V71306.AU GW 960 °C, black</p> <p>V71706 For hollow walls, GW 850 °C, light blue</p>	 <p>19787 7-module, grey 19787.B: white</p>	 <p>19617 7-module, with screws</p>	 <p>19657... 7-module Dimensions: 210x90x8,6 mm</p>
14 (7+7)	<p>Flush mounting</p>  <p>V71320 For masonry GW 650 °C, light blue</p> <p>V71720 For hollow walls, GW 850 °C, light blue</p>		 <p>19620 14-module (7+7), with screws</p>	 <p>19660... 14-module (7+7) Dimensions: 210x161x8,6 mm</p>
21 (7+7+7)	<p>Flush mounting</p>  <p>V71321 For masonry GW 650 °C, light blue</p>		 <p>19621 21-module (7+7+7), with screws</p>	 <p>19661... 21-module (7+7+7) Dimensions: 206x222x11 mm</p>

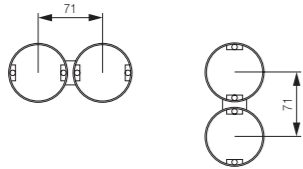


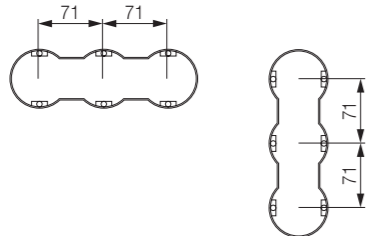


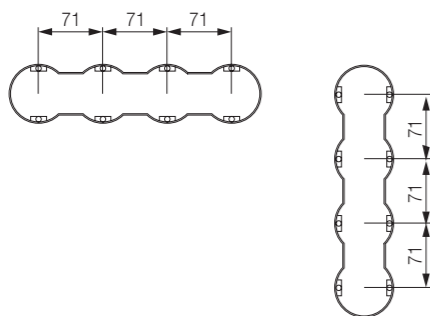
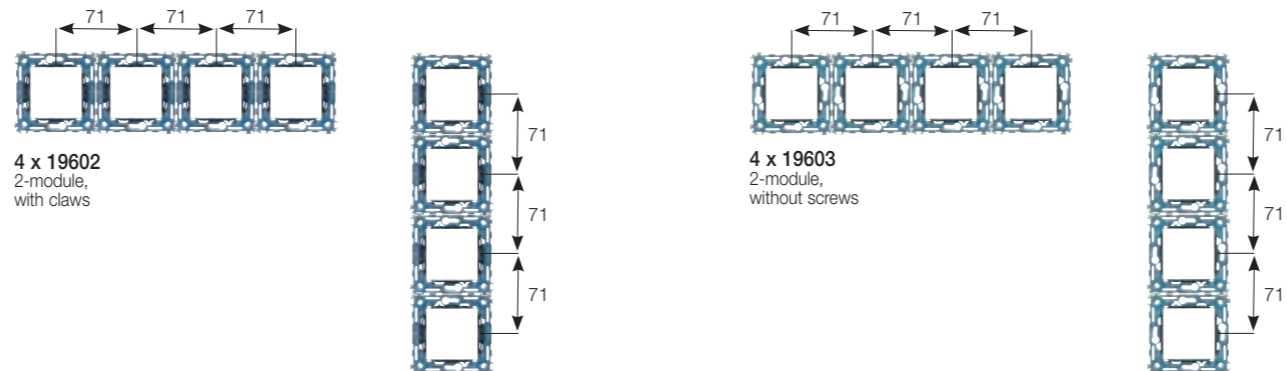

British Standard types of mounting

British Standard types of mounting

Modules	Boxes	Frames/Devices	Cover plates*
<p>1 and 2</p>	 <p>1-gang mounting box Fixing centres: 60,3 mm</p>	 <p>19606' 1-module, with screws M 3,5, grey</p>  <p>19607' 2-module, with screws M 3,5</p> 	 <p>19641... 1-module Dimensions: 90x90x8,6 mm</p>  <p>19642... 2-module Dimensions: 90x90x8,6 mm</p>
<p>3 and Monobloc</p>	 <p>1-gang mounting box Fixing centres: 60,3 mm</p>	 <p>19608' 3-module, with screws M 3,5</p>   <p>19215 Example of monobloc device in horizontal mounting</p>  <p>19018.CK Example of monobloc device in vertical mounting</p>	 <p>19648... 3-module. For horizontal and vertical mounting. Dimensions: 90x90x8,6 mm</p>
<p>5 and Monobloc</p>	 <p>2-gang mounting box Fixing centres: 120,6 mm</p>	 <p>19609' 5-module, with screws M 3,5</p>   <p>19222.L Example of monobloc device in horizontal mounting</p>  <p>19291 Example of monobloc device in vertical mounting</p>	 <p>19649... 5-module. For horizontal and vertical mounting. Dimensions: 155x90x8,6 mm</p>

71 mm between centres installation

71 mm between centres installation

Module	Box	Frame	Cover plate*
<p>2+2 71 mm between centres</p>		 <p>2 x 19602 2-module, with claws</p> <p>2 x 19603 2-module, without screws</p>	 <p>19643... 4-module (2+2), for horizontal and vertical installation. Dimensions: 161x90 mm</p>
<p>2+2+2 71 mm between centres</p>		 <p>3 x 19602 2-module, with claws</p> <p>3 x 19603 2-module, without screws</p>	 <p>19644... 6-module (2+2+2), for horizontal and vertical installation. Dimensions: 232x90 mm</p>
<p>2+2+2+2 71 mm between centres</p>		 <p>4 x 19602 2-module, with claws</p> <p>4 x 19603 2-module, without screws</p>	 <p>19669... 8-module (2+2+2+2), for horizontal and vertical installation. Dimensions: 303x90 mm</p>

Plana

Control devices	338
Power and signal socket outlets	343
Signalling, protection and detection	348
Comfort and climate	350
Stand alone and hotel solutions	351
Smart home View Wireless	356
Cover plates range	362
Installation types	372

Plana





Plana

Simplicity becomes a lifestyle: essential and rigorous, at the service of energy with the utmost linearity and with material and colour variations with a palette that is always as fresh and bright as the ensuing combinations.

Materials and finishes



White Total Look



Technopolymer
A modern eclectic material with a simple appearance available in fifteen attractive colour variations.



Reflex
Fresh and always fashionable, this material creates a special frosted effect in twelve colour variations.



Metal
An elegant and at the same time hard-wearing material, in seven different shades with metallic or pearl finishes.



Plana Up

New!

Careful research into contemporary interior design trends enriches the Plana Up range with new finishes and colours, selected to integrate seamlessly with diverse living styles, becoming the expression of a new way of experiencing spaces.



Total Look

The **total white** finish integrates naturally into any interior design style. The **new matt finish** adds an unprecedented matt white with a surface that is soft and velvety to the touch



Neutral

Neutral finishes play the starring role in the latest furnishing trends, thanks to their extraordinary versatility and elegance. Capable of creating harmonious, sophisticated and welcoming atmospheres.



Pastel

Natural pastel colours, delicate and contemporary, find full expression in the new matt material texture.



Metallic

Metallic finishes, icons of contemporary style, lend distinctive elegance to spaces, creating sophisticated atmospheres where light and material meet in perfect harmony.

Quality and versatility.

100%
PLANA
VIMAR

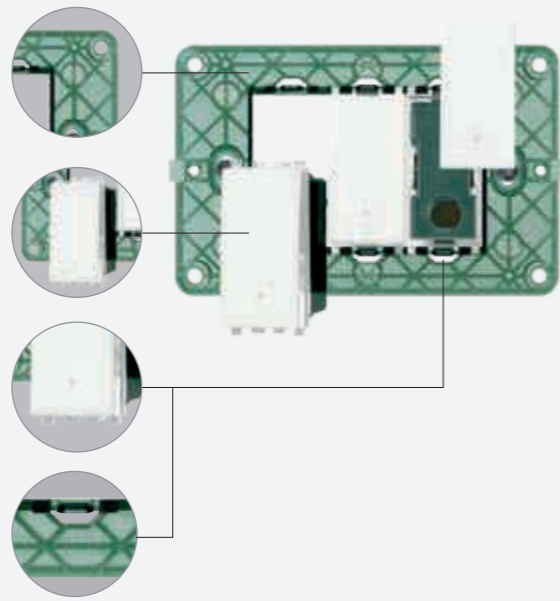
Plack-clack hooking system.

A Vimar patent designed to fit the lighting device components (devices and mounting frames) to the cover plate. The plack-clack is a slot-in system offering greater structural strength (thanks also to the honeycomb structure of the mounting frame) and exceptional rigidity, simplifying the front-on fitting and removal of devices.

Mounting frame with honeycomb structure for extra rigidity of the lighting point

Front-on fixing of the device to the mounting frame

Hooking systems for fixing the device to the mounting frame




Hooking of devices.



Unhooking of devices.

Both Plana and Plana Up cover plates can be hooked onto the same mounting frame.



Controls.

Controlling the light, activating a scenario or managing loads are just some of the many uses of energy. The combination of mechanics and technology makes it possible to simplify these daily gestures in operating a simple device, with precision and a user-friendly understanding of the associated functions.



Rocker controls



Axial controls

New!

New backlighting.

The pinpoint LED backlighting makes the controls visible even in the dark. Lighting provided by LED signalling units available in various colours, now also with warm white light.



Rocker control backlighting



Axial control backlighting

Buttons with symbols and customisations.

Controls and buttons featuring laser-engraved or customised symbols that always indicate functions clearly.



Buttons for rocker controls




Buttons for axial controls



Wiring with screw clamps.

The wiring with screw terminals consists of clamps with a curved metal plate that locks the cable via a cross-head screw and is ideal for flexible or semi-rigid cables with a cross-section of from 0,5 mm² to 2,5 mm².



Screw clamps.

Composed of a curved metal plate that clamps the cable by means of a crosshead screw.



Use of cables with different cross-sections.

Wiring with a flexible or semi-rigid cable with a cross-section of from 0,5 mm² to 2,5 mm².



Technical information.

On the back next to each terminal for functional information, on the side for sales and technical data.



Special housing for the signalling unit.

Special housing for the signalling unit, backlighting and visibility of controls even in the dark.



Smartfix rapid wiring.

Smartfix rapid wiring is a Vimar patent with screwless terminals with separate terminals and bistable levers. The contact lever is used to fit and/or remove solid, stranded and flexible cables even with different sizes and the separate terminals allow the independent management of each cable, facilitating specific maintenance without compromising the hold on the already wired cables.




Smartfix patent.

The Smartfix patented terminals have AISI 301 steel spring contacts, with an innovative geometry and separate, independent terminals. This solution allows you both to independently manage cable inputs and wire cables of different types and cross-sections in the same terminal, ensuring they are fully secure.



Use of cables with different cross-sections.

With the separate spring terminals (Smartfix patent) you can wire cables with different cross-sections on the two inputs of the same terminal even at the same time. Secure fastening is assured for both signal circuit cables with cross-section 0,5-2,5 mm² and power circuit cables with cross-section 1,5-2,5 mm².



Bistable levers on the terminal.

A bistable lever works for each cable input; when raised, this opens a spring contact, and stranded or flexible cables can be inserted or removed very simply. Each one managing a specific cable input, the levers make maintenance easier without risking the secure fastening of the cables already wired.




Management of independent cable inputs.

With the separate spring terminals you can manage two cable inputs independently on the same terminal, wiring or removing cables of different types and cross-sections on one input, without risking the secure fastening of the cables on the other input.

Plana Up installation methods.

Standard installation with round and rectangular mounting box.


100%
PLANA
VIMAR



Composition	Boxes	Mounting frames	Devices	Cover plates
PLANAUP for panels	for panels	with screws	1 module	1 module*
PLANAUP from 1 to 2 modules	flush mounting surface mounting	2 modules with/without screws or with claws	2 modules 2 x 1 module	from 1 to 2 modules*
PLANAUP for 2 central modules	flush mounting	with screws	2 x 1 module 2 modules	2 central modules*
PLANAUP from 3 to 7 modules	surface mounting	with screws	1 and 2 modules 3 x 1 module 3 modules	from 3 to 7 modules*
PLANAUP table mounting, 4 and 7 modules	table mounting box	with screws	1 and 2 modules	4 and 7 modules*

Plana installation methods.


Standard installation with round and rectangular mounting box.



Composition	Boxes	Mounting frames	Devices	Cover plates
PLANA for panels	 for panels	 with screws	 1 module	 from 1 to 2 modules*
PLANA from 1 to 2 modules	 flush mounting surface mounting	 2 modules with/without screws or with claws	 2 modules 2 x 1 module	 from 1 to 2 modules*
PLANA for 2 central modules PLANA from 3 to 7 modules	 flush mounting surface mounting	 with screws with screws	 2 x 1 module 2 central modules 1 and 2 modules 3 x 1 module 3 modules	 2 central modules* from 3 to 7 modules*
PLANA 8 modules PLANA table mounting, 4 and 7 modules	 flush mounting table mounting box	 with screws with screws	 4.3" Full Flat Touchscreen 2 x 1 module and 1 x 2 modules 4 x 1 module 1 and 2 modules	 8 modules 4 and 7 modules*

Plana installation methods.


Installation with 71 mm distance between centres (German and French standard).



Composition	Boxes	Mounting frames	Devices	Cover plates
PLANA 2 modules, for Ø 60 and 65 mm mounting boxes			 1-way switch 2 modules	 2 modules
PLANA 2+2 modules, 71 mm distance between centres			 1 x 2 modules and 2 x 1 module vertical 1 x 2 modules and 2 x 1 module horizontal	 vertical installation horizontal installation
PLANA 			 2 x 2 modules and 2 x 1 module vertical 2 x 2 modules and 2 x 1 module horizontal	 vertical installation horizontal installation
PLANA 2+2+2 modules, 71 mm distance between centres			 2 x 1 module and 3 x 2 modules vertical 2 x 1 module and 3 x 2 modules horizontal	 vertical installation horizontal installation

Plana installation methods.

Installation with 57 mm distance between centres (French standard).



Mounting frame.
The transparency helps with device installation and wiring. The honeycomb structure makes it sturdy.

Interchangeable buttons.
One or two modules, with backlit and customisable symbols.



Night and day symbols.
They are laser-engraved in the specific backlit area of the button with LED signalling unit. Perfectly visible day and night.

Cover plates.
Wide range of colours and combinations in 3 materials: metal, natural wood and Reflex tecnopolymer.

Composition	Boxes	Mounting frames	Devices	Cover plates
<p>PLANA</p> <p>2 modules, for Ø 60 and 65 mm mounting boxes</p>			<p>1-way switch, 2 modules</p>	<p>2 modules</p>
<p>PLANA</p> <p>2 + 2 modules, 57 mm distance between centres</p>			<p>1 x 2 modules and 2 x 1 module vertical</p> <p>1 x 2 modules and 2 x 1 module horizontal</p>	<p>vertical installation</p> <p>horizontal installation</p>
<p>PLANA</p> <p>2 + 2 + 2 modules, 57 mm distance between centres</p>			<p>2 x 2 modules 2 x 1 module vertical</p> <p>2 x 2 modules 2 x 1 module horizontal</p>	<p>vertical installation</p> <p>horizontal installation</p>

Plana installation methods for British standard.

Modular device installation.

Interchangeable buttons.
One or two modules with backlit and customisable symbols.

Technical information.
On the back next to each terminal for functional information, on the side for sales and technical data.

Customisation.
Controls and buttons are marked with standard symbols or customised symbols on request, laser engraved in the specific area backlit with coloured LEDs.

Mounting frame.
Stainless steel mounting frame, with tabs for quick and easy device front installation. Also available for incorporated 1-module devices with blank module.

Cover plates.
Wide range of colours, in tecnopolymer and Reflex.

Monobloc device installation (with incorporated mounting frame).

Current socket outlets.
With SICURY patent to avoid involuntary contact with electrical current.

Monobloc device.
With incorporated mounting frame.

Fixing tabs.
Device can be installed horizontally or vertically.

Signalling LED.
Electrical voltage presence signal, perfectly visible day and night.

Coupling possibilities

Cover plates.
Wide range of colours in tecnopolymer and Reflex for horizontal and vertical installation.

Cover plates can be positioned adjacently with a minimum gap of 25 mm.

Composition	Boxes	Mounting frames	Devices	Cover plates
PLANA 1 module, modular installation	 1-module flush mounting box. Distance between centres: 60.3 mm	 1 module, with screws M 3.5	 1-way switch, 1 module	 1 module*
PLANA 2 modules, modular installation (1, 2, 3 1-way switches)	 1-module flush mounting box. Distance between centres: 60.3 mm	 2 modules, with screws M 3.5	 1-way switch with 3 buttons, 2 modules 2 x 1 module 1 x 2 modules	 2 modules*
PLANA Monobloc device or modular devices	 1-module flush mounting box. Distance between centres: 60.3 mm	 3 modules, with screws M 3.5	 Current socket outlet, monobloc device Monobloc device "ON/OFF" unit 1 x 2 modules + 1 x 1 module	 Monobloc, horizontal installation* Monobloc, vertical installation* 3 modules*
PLANA Monobloc device or modular devices	 2-module flush mounting box. Distance between centres: 120.6 mm	 5 modules, with screws M 3.5	 Double socket outlet with USB power supply unit, monobloc device 2 x 2 modules + 1 x 1 module	 5 modules*

Blank module and cable outlet

14041
Blank module.
Depth: 10 mm

14044
Cable outlet.
Depth: 19.5 mm

14042
Blank module
- 2 modules.
Depth: 10 mm

1P 250 V~ axial 1-way switches (lightable)

▲ 14100
10 AX
Depth: 35.5 mm

▲ 14100.2
10 AX,
- 2 modules
Depth: 35.5 mm

1P 250 V~ axial 2-way switches (lightable)

▲ 14104
10 AX
Depth: 35.5 mm

▲ 14104.2
10 AX,
- 2 modules
Depth: 35.5 mm

1P 250 V~ axial reversing switches (lightable)

▲ 14113
10 AX
Depth: 35.5 mm

▲ 14113.2
10 AX,
- 2 modules
Depth: 35.5 mm

1P NO 250 V~ axial push buttons (lightable)

▲ 14108
10 A.
Depth: 35.5 mm

▲ 14108.2
10 A,
- 2 modules.
Depth: 35.5 mm

1P 250 V~ 1-way switches (lightable)

14000
10 AX
14000.FX
10 AX,
screwless
terminals

14001
16 A.
Depth: 24 mm

14000.2
10 AX
14000.FX.2
10 AX,
screwless
terminals

14001.2
16 AX,
- 2 modules.
Depth: 24 mm

14002
20 AX
Depth: 24 mm

14002.2
20 AX, - 2 modules.
Depth: 24 mm

2P 250 V~ 1-way switches (lightable)

14015
16 AX
Depth: 24 mm

14015.2
16 AX,
- 2 modules.
Depth: 24 mm

14016
20 AX, ON/OFF.
Depth: 24 mm

14016.2
20 AX, ON/OFF,
- 2 modules.
Depth: 24 mm

1P 250 V~ 2-way switches (lightable)

14004
10 AX
14004.FX
10 AX,
screwless
terminals

14005
16 AX
Depth: 24 mm

14004.2
10 AX
14004.FX
10 AX,
screwless
terminals

14005.2
16 AX,
- 2 modules.
Depth: 24 mm

14006
20 AX.
Depth: 24 mm

14006.2
20 AX,
- 2 modules.
Depth: 24 mm

1P 250 V~ reversing switches (lightable)

14013
16 AX
14009.FX
10 AX,
screwless
terminals
Depth: 24 mm

14013.2
16 AX,
14009.FX.2
10 AX,
screwless
terminals
- 2 modules.
Depth: 24 mm

1P NO 250 V~ push buttons (lightable)

14008
10 A.
14008.FX
10 A,
screwless
terminals
Depth: 24 mm

14008.2
10 A
14008.FX.2
10 A,
screwless
terminals
Depth: 24 mm

14008.2.C
10 A, bell symbol
- 2 modules.
Depth: 24 mm

14008.2.L
10 A, light symbol
- 2 modules.
Depth: 24 mm

1P NC 250 V~ push buttons (lightable)

14010
10 A.
Depth: 24 mm

Lighttable 250 V~ axial mechanisms

▲ 14100.0
1P 10 AX 1-way
switch.
Depth: 35.5 mm

▲ 14104.0
1P 10 AX 2-way
switch.
Depth: 35.5 mm

1-module interchangeable buttons (lightable)

▲ 14131
Without
symbol

▲ 14131.C
Bell symbol

▲ 14131.L
Light symbol

▲ 14131.P
Key symbol

2-module interchangeable buttons (lightable)

▲ 14132
Neutral

▲ 14132.C
Bell symbol

▲ 14132.L
Light symbol

▲ 14132.P
Key symbol

250 V~ lighttable mechanisms (common devices for the 2 colour versions)

14000.0
1-way switch
1P 10 AX.

14001.0
1-way switch
1P 16 AX.
Depth: 24 mm

14002.0
1-way switch
1P 20 AX.
Depth: 24 mm

14015.0
1-way switch
2P 16 AX.
Depth: 24 mm

14016.0
1-way switch
2P 20 AX.
Depth: 24 mm

14004.0
2-way switch
1P 10 AX.

14005.0
2-way switch
1P 16 AX.
Depth: 24 mm

14006.0
2-way switch
1P 20 AX.
Depth: 24 mm

14013.0
Reversing
switch
1P 16 AX.

14008.0
Push button
1P NO 10A.

14010.0
Push button
1P NC 10A.
Depth: 24 mm

14000.FX.0
1-way switch
1P 10 AX,
screwless
terminals.
Depth: 24 mm

14004.FX.0
2-way switch
1P 10 AX,
screwless
terminals.
Depth: 24 mm

14009.FX.0
Reversing
switch 1P 10
AX, screwless
terminals.
Depth: 24 mm

1-module interchangeable buttons (lightable)

14021
Without
symbol

▲ 14021.1
Without
symbol

14021.G
Customisable

14021.C
Bell symbol

14021.L
Light symbol

14021.P
Key symbol

14021.99
O I symbol
for 14015.0

14026
With diffuser

14029
With name
plate

14026.DND
Do Not
Disturb
symbol, with
diffuser

14026.PLS
Please Clean
symbol, with
diffuser

2- and 3-module interchangeable buttons (lightable)

14022
Without symbol

▲ 14022.1
Without symbol

14022.G
Customisable

14027
With diffuser

14022.C
Bell symbol

14022.L
Light symbol

14022.P
Key symbol

14022.99
O I symbol for 14015.0

14023
Without symbol

Quid magnetic relay push button (lightable)

▲ 14197
 Quid magnetic relay push button with sequential ON/OFF pulses, 1 input for NO push button, 1 input for NO reset push button, 1x10 AX 220-240 V~ 50/60 Hz relay output, 220-240 V~ 50/60 Hz power supply, light signal for the load status on each individual push button.
 Depth: 39 mm

Quid - Magnetic relay modules for lights (retrofit)

03991
 Relay module with sequential ON/OFF pulses, 1 input for NO push button, 1 NO 10 A 220-240 V~ 50/60 Hz relay output, flush mounting (retrofit, junction box or under blank module)

03992
 Relay module with sequential ON/OFF pulses, 1 input for NO push button, 1 input for reset push button, 1 NO 10 A 220-240 V~ 50/60 Hz relay output, light signal for the load status on each individual push button, flush mounting (retrofit, junction box or under blank module)

03993
 Relay module with sequential ON/OFF pulses, 1 input for NO push button, 2 NO 10A 220-240 V~ 50/60 Hz sequential relay outputs, installation in junction boxes or connector block boxes

03994
 Quid magnetic relay module with sequential ON/OFF pulses, 1 input for NO push button on phase (L) or on neutral (N), 1 NO 10 AX 220-240 V~ 50/60 Hz relay output, flush mounting (retrofit, junction box or under blank module)

▲ 01490
 Quid magnetic relay module with sequential ON/OFF pulses, 1 input for NO push button, 1 input for NO reset push button, 1x10 A 220-240 V~ 50/60 Hz volt-free output, installation on DIN rail (60715 TH35), occupies 1 module size 17.5 mm

▲ 03998
 Quid galvanic dividing module, 1 input for NO reset push button from system A (Slave), 1 input for NO reset push button from system B (master), 1 input for system A (slave) neutral, 1 input for system B (master) phase, installation in junction boxes or connector block boxes

00932
 Pre-wired load status LED signalling unit, for Quid pulse relay module with pulse control push buttons 03992, 220-240 V 50/60 Hz 0.5 W power supply, green

230 V~ 50 Hz dimmers ** (for LED, CFL, incandescent lamps and electronic transformers)

14135.1
 MASTER, universal.
 Depth: 40.5 mm

14136.1
 MASTER, universal, with potentiometer.
 Depth: 40.5 mm

14150
 100-500 W, with potentiometer, 230 V~.
 Depth: 39 mm

14153
 100-500 W push-push + potentiometer, 230 V~.
 Depth: 39 mm

Dimmers - controllable loads

Type	UNIVERSAL							
	14135.1				14136.1 - 14136.AB.1			
	2-wire connection		3-wire connection		2-wire connection		3-wire connection	
	LE	TE	LE	TE	LE	TE	LE	TE
Incandescent	40 to 400 W	40 to 300 W	40 to 400 W	40 to 300 W	40 to 400 W	40 to 300 W	40 to 400 W	40 to 300 W
Compact fluorescent	10 to 100 W max 5 lamps	10 to 200 W max 10 lamps	10 to 100 W max 5 lamps	10 to 200 W max 10 lamps	10 to 100 W max 5 lamps	10 to 200 W max 10 lamps	10 to 100 W max 5 lamps	10 to 200 W max 10 lamps
LED	5 to 100 W max 10 lamps	5 to 200 W max 20 lamps	3 to 100 W max 10 lamps	3 to 200 W max 20 lamps	5 to 100 W max 10 lamps	5 to 200 W max 20 lamps	3 to 100 W max 10 lamps	3 to 200 W max 20 lamps
Electronic transformers for halogen	40 ÷ 300 VA max 3 transf. type	40 ÷ 300 VA max 5 transf. type	40 ÷ 300 VA max 3 transf. type	40 ÷ 300 VA max 5 transf. type	40 ÷ 300 VA max 3 transf. type	40 ÷ 300 VA max 5 transf. type	40 ÷ 300 VA max 3 transf. type	40 ÷ 300 VA max 5 transf. type
LED power supply units (art. 01874, 01875)			max 10 pw.sp.un.	NOT applicable			max 10 pw.sp.un.	NOT applicable
Step marker lamps (art. 02662)			max 10 lamps	NOT applicable			max 10 lamps	NOT applicable

Type	TRADITIONAL	
	14150 (with rotary potentiometer)	14153 (with push-push switch and rotary potentiometer control)
	Incandescent	100 - 500 W

Electronic power supply units

01876
 230 V~ 50 Hz, for adjustable RGB LED lamps, 12-24 VDC

Infrared controls

14181
 For lighting, NO 6 A 120-230 V~ 50/60 Hz relay.
 Depth: 36 mm

00805
 Adaptor for fixing flush mounting orientable supports - 2 modules.
 Depth: 36.5 mm

00800
 Fixing frame for surface mounting orientable supports

00801
 Adjustable mounting frame - 1 module

02690
 Motion and presence detector, 360° for lighting 2000 W incandescent lamps, 10-1000 W CFL lamps, 100 W LED lamps, 220-240 V~ 50/60 Hz, for ceiling mounting

Special 1P 250 V~ push buttons

14052
 NO 10 A, with pull-cord.
 Depth: 24 mm

14053
 NC 10 A, with pull-cord.
 Depth: 24 mm

14050
 NO 10 A, luminous name plate - 2 modules.
 Depth: 24 mm

250 V~ push buttons

14056.33
 10 A, 1 NO + 1 NC contact, OFF.
 Depth: 28 mm

14056.34
 10 A, 1 NO + 1 NC contact, ON.
 Depth: 28 mm

14058
 Two independent 1 NO + 1 NC, 10 A, OFF and ON.
 Depth: 28 mm

1P 250 V~ push buttons

14066
 Two independent NO 10 A.
 Depth: 28 mm

1P NO 10A 250 V~ push buttons with diffuser (for signalling unit)

14068.B
 White diffuser.
 Depth: 28 mm

Special 250 V~ switches

14183
 Push button for emergency calls, 2 relays NO 5 A 250 V~-, 12 V~ or 12-24 VDC - 2 modules.
 Depth: 36 mm

250 V~ controls with direction arrows

14060
 2P 10 AX switch, with OFF in the centre.
 Depth: 32.5 mm

14062
 2 interlocked 1P NO + 1P NO 10 A push buttons.
 Depth: 28 mm

Control devices

Quid - Electronic switches for centralised roller shutter control



14196
With slat orientation, relay output for cosφ 0.6 motor 2 A 220-240 V~ 50/60 Hz, position saving.
Depth: 40.5 mm

Quid - Electronic relay module and central module for roller shutters (retrofit)



03996
Relay module for centralised operation, with slat orientation, relay outputs for cosφ 0.6 motor 2 A 220-240 V~ 50/60 Hz, position saving, installation in junction boxes or connector block boxes



03997
Central module, 2 inputs for NO push button, 6 outputs for Quid roller shutter relay module 03996, 220-240 V 50/60 Hz power supply, installation in junction boxes or connector block boxes

Roller shutter management kit



OK01482
Home automation roller shutter management kit containing:
• 5 control devices with 4 push buttons and actuator for 1 roller shutter with slat orientation, change-over relay output for cosφ 0.6 A motor 120-230 V~ (01482);
• 1 device with 4 push buttons (01480);
• 1 230 V~ 29 VDC 400 mA power supply unit (01400).
To be completed with 1- or 2-module interchangeable half-button caps.

2P 250 V~ key-operated controls (for types with unified key 000 add .CU to the base code)



14083
16 AX 1-way switch.
Depth: 30.5 mm



14083.CU
16 AX 1-way switch with unified key 000
Depth: 30.5 mm



14083.S
16 AX 1-way switch, key removable in "O" (OFF) position only.
Depth: 30.5 mm



14083.S.CU
16 AX 1-way switch, unified key 000 removable in "O" (OFF) position only.
Depth: 30.5 mm



14087
16A NO push button.
Depth: 30.5 mm



14087.CU
16 A NO push button with unified key 000.
Depth: 30.5 mm

Battery-free radio controls



03925
Flat control with 4 push buttons, RF transmitter, 2.4 GHz, **Bluetooth®** Low Energy *wireless technology* standard, energy harvesting power supply provided by built-in electro-dynamic generator, to be completed with Eikon 20506 or 20506.2, Arké 19506 and 19506.2, Idea 16526 or 16526.2, Plana 14506 or 14506.2 buttons - 2 modules



Battery-free radio controls



03905
Flat control with 4 push buttons, RF transmitter, 2.4 GHz, **Zigbee Green Power standard**, energy provided by built-in electro-dynamic generator, to be completed with Eikon 20506 or 20506.2, Arké 19506 and 19506.2, Idea 16526 or 16526.2, Plana 14506 or 14506.2 buttons - 2 modules



03906
Flat control with 4 push buttons, RF transmitter, 2.4 GHz, **Zigbee Green Power** and **Friends of Hue standard**, energy harvesting power supply provided by built-in electro-dynamic generator, to be completed with Eikon 20506, Arké 19506, Idea 16526, Plana 14506 buttons - 2 modules



Control devices • Socket outlets

Battery-free actuators and radio controls




03955
Flat control with 4 push buttons, RF transmitter, 868 MHz, **EnOcean®** standard, energy harvesting power supply provided by built-in electro-dynamic generator, to be completed with Eikon 20506 or 20506.2, Arké 19506 and 19506.2, Idea 16526 or 16526.2, Plana 14506 or 14506.2 buttons - 2 modules



01796.2
Multi-function actuator with relay output NO 10 A 230 V~ programmable with switch function for local control, transferable local input as ON/OFF control for other **EnOcean®** actuators, 230 V~ 50/60 Hz power supply



Battery-free radio controls - Mounting frames and buttons



20507.B
Mounting frame for surface mounting RF controls, to be completed with 2-module cover plates or 2 central modules, white



14507
Mounting frame for surface mounting RF controls, to be completed with 2-module cover plates, white



14506
Pair of 1-module buttons for RF controls, customisable



14506.2
2-module button for RF controls, customisable

SICURY 2P+E 250 V~ socket outlets, Italian standard



14201
10 A, P11.
Depth: 25 mm




14203
16 A Bpresa socket outlet, P17/11.
Depth: 25 mm



14209
16 A, P30 - 2 modules.
Depth: 28.4 mm



14210
16 A, P40, universal - 2 modules.
Depth: 25 mm



14203.R
16 A Bpresa socket outlet, P17/11, red.
Depth: 25 mm



14209.A
16 A, P30, orange - 2 modules.
Depth: 28.4 mm



14209.R
16 A, P30, red - 2 modules.
Depth: 28.4 mm



14209.V
16 A, P30, green - 2 modules.
Depth: 28.4 mm



▲ 14211
16 A, P40, universal flush-fitting - 2 modules.
Depth: 25.8 mm



14210.USB
SICURY 2P+E 16 A, P40, universal, 1 USB C 15 W 5 V - 2 modules.
Depth: 46.7 mm



14210.R
16 A, P40, universal, red - 2 modules.
Depth: 25 mm

250 V~ German standard socket outlets



14208
SICURY 2P+E 16 A, German standard
14208.FX
SICURY 2P+E 16 A, German standard, screwless terminals - 2 modules.
Depth: 28.4 mm



14208.C
SICURY 2P+E 16 A, German standard, with cover
14208.FX.C
SICURY 2P+E 16 A, German standard, with cover, screwless terminals - 2 modules.
Depth: 29.6 mm

250 V~ French standard socket outlets



14212
SICURY 2P+E 16 A, French standard
14212.FX
SICURY 2P+E 16 A, French standard, screwless terminals - 2 modules.
Depth: 25.4 mm



14212.C
SICURY 2P+E 16 A, French standard, with cover
14212.FX.C
SICURY 2P+E 16 A, French standard, with cover, screwless terminals - 2 modules.
Depth: 26.7 mm

250 V~ English standard socket outlets



14214
SICURY 2P+E 5 A, English standard - 2 modules. Depth: 16.8 mm

14218
SICURY 2P+E 16 A, English standard - 2 modules. Depth: 25.2 mm

14219*
2P+E 13 A, English standard - 2 modules. Depth: 17 mm

250 V~ Swiss standard socket outlets



14226
2P+E 10 A, Swiss standard type 13 - 2 modules. Depth: 41 mm

250 V~ Israeli standard socket outlets



14240
SICURY 2P+E 16 A, Israeli standard - 2 modules. Depth: 28.7 mm

127 V~ American and Saudi Arabia standard socket outlets



14242
SICURY 2P+E 15 A, USA and Arabia standard. Depth: 26.4 mm

14245
2P+E 15 A, USA and Arabia standard. Depth: 26.4 mm



14243
SICURY 2P+E 15 A, USA and Arabia standard - 3 modules. Depth: 25 mm

14246
Two 2P+E 15 A, USA and Arabia standard - 3 modules. Depth: 25 mm

250 V~ American standard socket outlets



14247
2P+E 15 A, American standard. Depth: 26.4 mm

250 V~ Euro-American standard socket outlets



14233
2P 16 A, Euro-American (pins ø 4.8 mm). Depth: 28 mm



14234
SICURY 2P 16 A, Euro-American (pins ø 4.8 mm). Depth: 27 mm



14248
SICURY 2P+E 16 A, polarised Euro-American - 2 modules. Depth: 25.5 mm



14249
Two SICURY 2P+E 16 A socket outlets, polarised Euro-American - 3 modules. Depth: 23.5 mm

250 V~ Argentinian standard socket outlets



14250
2P+E 10 A, Argentinian standard. Depth: 26 mm



14253
2P+E 20 A, Argentinian standard - 2 modules. Depth: 27.8 mm

250 V~ Chinese standard socket outlets



14254
SICURY 2P+E 16 A, Chinese standard - 2 modules. Depth: 27.8 mm

250 V~ Australian standard socket outlets



14261
SICURY 2P+E 10 A, Australian standard - 2 modules. Depth: 28.2 mm



14262
SICURY 2P+E 15 A, Australian standard - 2 modules. Depth: 28.2 mm

250 V~ Brazilian standard socket outlets



14264
SICURY 2P+E 10 A, Brazilian standard. Depth: 31.5 mm



14265
SICURY 2P+E 20 A, Brazilian standard. Depth: 31.5 mm

Possible pairings - foreign standard plugs and socket outlets

SOCKET OUTLET PLUG	German		French		English				Israeli	American Saudi Arabia				
	14208	14208.C	14212	14212.C	14214	14218	14219	14220		14226	14240	20242	20245	20243
Italian type S10 standard plug	•	•	•	•						•				
2P 2.5 A Europlug	•	•	•	•					•	•				
2P+E 16 A 250 V~ plug German standard	•	•								○				
2P+E 16 A 250 V~ plug Combined German and French standard	•	•	•	•						○				
2P 16 A 250 V~ plug Combined German and French standard	•	•	•	•						•				
2P+E 16 A 250 V~ plug French standard			•	•						○				
2P+E 10 A 250 V~ plug Swiss standard									•					
2P+E 16 A 250 V~ plug Israeli standard										•				
2P+E 5 A 250 V~ plug English standard					•									
2P+E 13 A 250 V~ plug English standard						•	•							
2P+E 16 A 250 V~ plug English standard						•								
2P+E 15 A 125 V~ plug American standard											•	•	•	•
2P 15 A 127 V~ plug American and Saudi Arabia standard											•	•	•	•

• Standard plug for pairing with socket outlet; ○ Standard plug for pairing with socket outlet without earth connection.

Possible pairings - foreign standard plugs and socket outlets

SOCKET OUTLET PLUG	American	Euro-American				Argentinian		Brazilian			Australian	
	14247	14233	14234	14248	14249	14250	14253	14264	14265	14254	20261	14262
Italian type S10 standard plug		•	•	•	•							
2P 2.5 A Europlug		•	•	•	•			•	•			
2P+E 16 A 250 V~ plug German standard		○	○	○	○							
2P+E 16 A 250 V~ plug Combined German and French standard		○	○	○	○							
2P 16 A 250 V~ plug Combined German and French standard		•	•	•	•							
2P+E 16 A 250 V~ plug French standard		○	○	○	○							
2P+E 15 A 125 V~ plug American standard				•	•							
2P+E 15 A 250 V~ plug American standard	•											
2P+E 10 A 250 V~ plug Argentinian standard						•						
2P+E 20 A 250 V~ plug Argentinian standard							•					
2P+E 10 A 250 V~ plug Brazilian standard								•	•			
2P+E 20 A 250 V~ plug Brazilian standard									•			
2P+E 16 A 250 V~ plug Chinese standard										•		
2P+E 10 A 250 V~ plug Australian standard											•	
2P+E 15 A 250 V~ plug Australian standard												•

• Standard plug for pairing with socket outlet; ○ Standard plug for pairing with socket outlet without earth connection.

Socket outlets • Signal socket outlets

SICURY 2P+E interlocked socket outlets with circuit breaker (120-230 V~ 50/60 Hz)



14273
16 A Bpresa socket outlet
P17/11 250 V~, 1P+N C 16
- 2 modules.
Depth: 38.7 mm

14276
16 A P30 250 V~, 1P+N C 16
- 3 modules.
Depth: 38.8 mm

SICURY 2P+E interlocked socket outlets with differential circuit breaker I_{Δn} 10 mA, (120-230 V~ 50/60 Hz)



14283
16 A Bpresa socket outlet
P17/11 250 V~, 1P+N C 16
- 3 modules.
Depth: 38.7 mm

14286
16 A P30 250 V~, 1P+N C 16
- 4 modules.
Depth: 38.7 mm

Socket outlets for shavers



14290
230 V~ 50/60 Hz, with 20 VA isolating transformer,
230 V~ and 120 V~ outputs - 3 modules.
Depth: 41 mm

1-module USB power supply module



14292
5 V 7.5 W, 1
USB A 120-230
V~ 50/60 Hz.
Depth: 36 mm

Δ 14292.AC
5 V 12 W, USB
A+C, 120-240
V~ 50/60 Hz.
Depth: 36 mm

14292.AC.15
5 V 15 W, USB
A+C, 120-240
V~ 50/60 Hz.
Depth: 36 mm

14292.C.25
5 V 25 W, USB
C, 120-240 V~
50/60 Hz.
Depth: 36 mm

14292.CC
5 V 15 W, USB
C+C, 120-240
V~ 50/60 Hz.
Depth: 36 mm

2-module USB power supply module



14295
5 V 10.5 W, 2 USB A
for total 2.1 A, 120-
230 V~ 50/60 Hz
- 2 modules.
Depth: 36 mm

14295.AC
5 V 15 W, USB A+C
for total 3 A, 120-
240 V~ 50/60 Hz
- 2 modules.
Depth: 29 mm

14295.CC
5 V 15 W, 2 USB C for
total 3 A, 120-240 V~
50/60 Hz - 2 modules.
Depth: 29 mm

2-module USB power supply module - high resolution



14298
5 V 60 W, 1 USB C,
120-240 V~ 50/60 Hz
- 2 modules.
Depth: 32.25 mm

14298.60
5 V 60 W, 1 USB C,
120-240 V~ 50/60 Hz
- 2 modules.
Depth: 31.9 mm

Special socket outlets



14330
2P 6 A 24 V
(SELV), for plug
01620.
Depth: 24 mm

14331
2P 6 A 24 V
(SELV), for plugs
01620 and
01617.
Depth: 24 mm

14345
USB standard
socket outlet,
screw terminals.
Depth: 30.9 mm

14335
Socket outlet
with 3 RCA
connectors,
screw terminals.
Depth: 23.4 mm

14583
Spring connector
for speaker.
Depth: 18.4 mm

14346
HDMI standard
socket outlet,
standard Keystone
coupler.
Depth: 36.4 mm

14346.H
HDMI standard
socket outlet,
standard Keystone
coupler, 90° cable
outlet.
Depth: 29.4 mm

Signal socket outlets

Telephone socket outlets.



14320
RJ11, 6
positions, 4
contacts (6/4).
Depth: 32.4 mm

14322
RJ11, with
dust-guard flap,
6 positions, 4
contacts (6/4).
Depth: 32.4 mm

Foreign standard telephone socket outlets



14327
8 pins, French
standard - 2 modules.
Depth: 21 mm

TV-RD-SAT 5-2400 MHz coaxial socket outlets
(IEC 60169-2 outputs: male and female)



14300.01
Single connection
1 dB.
Depth: 22.6 mm

14300.10
Feed-through
10 dB.
Depth: 22.4 mm

TV-RD SAT 5-2400 MHz coaxial socket outlets,
demixed (2 outputs: male and female type F)



14302.01
Single connection
1 dB - 2 modules.
Depth: 22.4 mm

14302.10
Feed-through 10
dB - 2 modules.
Depth: 22.4 mm

TV-FM-SAT 5-2400 MHz coaxial socket outlets
(3 outputs: male and female IEC 60169-2 + type F)



14303
Single connection 1
dB - 2 modules.
Depth: 20.5 mm

Type F



14318
With female type F
connector.
Depth: 10 mm

TV-RD-SAT 2400 Mhz coaxial connectors and terminal resistors



16330
Z 75 Ω, for
frequencies up to
2400 MHz

01644
Male, coaxial
cable

01645
Female, coaxial
cable

01634
Male, 90° cable

01635
Female, 90° cable

01654
Male, type F,
for RG59 cable,
external ø 7 mm

RJ45 data socket outlets



14337.6
Cat. 6, UTP,
with dust-guard
flap.
Depth: 25.1 mm

14338.8
Netsafe, Cat.
5e, UTP.
Depth: 22.6
mm

14339.11
Netsafe, Cat.
5e, UTP.
Depth: 29.3
mm

14339.13
Netsafe, Cat. 6,
UTP.
Depth: 29.3 mm

14339.14
Netsafe, Cat. 6,
FTP.
Depth: 29.3 mm

14339.15
Netsafe, Cat. 6A,
UTP.
Depth: 29.3 mm

14339.16
Netsafe, Cat. 6A,
FTP.
Depth: 29.3 mm

14339.4
Netsafe,
Cat. 5e,
UTP 110.
Depth: 23.7 mm

RJ45 data socket outlets

14339.5 Netsafe, Cat. 5e, FTP 110. Depth: 36.5 mm	14339.6 Netsafe, Cat. 6, UTP 110. Depth: 24 mm	14340.1 Panduit, Cat. 5e, UTP. Depth: 27.4 mm	14340.2 Panduit, Cat. 5e, FTP. Depth: 28 mm

Adaptors for data connectors

14337.C RJ45 Keystone + cover. Depth: 10 mm	14338.C RJ45 Cat. 5/6 AMP. Lucent T. Depth: 10 mm	14340.C For MINI-COM Panduit. Depth: 10 mm	14341.C For Cat. 5e e 6 Slim by Infra+, Merlin Gerin. Depth: 10 mm	14343.K Tilted adaptor for Keystone RJ45 connector. Depth: 10 mm

Socket outlets for fibre-optic cable

14350.SC Mono-modal 9/125 µm, with SC/APC simplex adaptor. Depth: 19.4 mm	14350.LC Mono-modal 9/125 µm, with LC duplex adaptor. Depth: 19.6 mm	14351.SC Multi-modal 50/125 µm, with SC simplex adaptor. Depth: 19.4 mm	14351.LC Multi-modal 50/125 µm, with LC duplex adaptor. Depth: 19.6 mm

Ringtones/buzzers and electronic ringtones

14370.SR Ringtone/buzzer 12 V ~ (SELV) 50/60 Hz. Depth: 31 mm	14373.SR Ringtone/buzzer 230 V~ 50/60 Hz. Depth: 31 mm	14380 3 sound sequences, 12 V~ and 12 VDC (SELV) power supply - 2 modules. Depth: 36 mm

Single and double pilot lights (for signalling unit)

14386.B Single with white diffuser. Depth: 22 mm	14388 Double with neutral diffuser. Depth: 22 mm

Prismatic pilot lights (for lamps 14771 and 14777 - supplied without lamps)

14387.B White diffuser - 2 modules. Depth: 24 mm	14387.R Red diffuser - 2 modules. Depth: 24 mm	14387.V Green diffuser - 2 modules. Depth: 24 mm

Auxiliary and step marker lamps (with high-efficiency LED)

14389 230 V~ 50/60 Hz - 2 modules. Depth: 36 mm	14381 230 V~ 50/60 Hz. Depth: 36 mm	14398 100-240 V~ 50/60 Hz. Depth: 35.2 mm

Removable torch (with high-efficiency LED)

14397 100-240 V~ 50/60 Hz, removable - 2 modules. Depth: 36.4 mm	00914 Spare Li-ion 3.7V 250mAh rechargeable battery for LED removable hand lamps 1439

Emergency lighting appliances (with automatic emergency device)

14384 With high-efficiency LED lamp, 120-230 V~ 50/60 Hz - 3 modules. Depth: 36 mm	02660.1 With high-efficiency LED, 230 V~ 50-60 Hz, rechargeable Ni-Cd battery, for installation in 6/7-module flush mounting boxes. Depth: 43 mm	00913 Spare Ni-Cd 4.8 V 800 mAh rechargeable battery for LED emergency lighting fittings (02660.1)

Protection devices

14416 1P 16 A 250 V~ fuse carrier. Depth: 28 mm	14418 SCUDO, surge protection device. Depth: 34.3 mm

LED signalling unit

00931 110-250 V 50/60 Hz 0.5 W, amber.	00935.A 12-24 VAC/DC 0.1 W, amber	00936.250.A 250 V 50/60 Hz 0.35 W, amber	00936.5.A 5 VAC/DC 0.01 W, amber	00937.A 12-24 VAC/DC 0.1 W, amber. For axial controls	00937.5.A 5 VAC/DC 0.01 W, amber. For axial controls	00938.A 110-250 V 50/60 Hz 0.3 W, amber. For axial controls
00932 220-240 V 50/60 Hz 0.5 W, green. For Quid relay module control push buttons 03992	00935.B as above, blue	00936.250.B as above, blue	00936.5.B as above, blue	00937.B as above, blue	00937.5.B as above, blue	00938.B as above, blue
	00935.G as above, green	00936.250.G as above, green	00936.5.G as above, green	00937.G as above, green	00937.5.G as above, green	00938.G as above, green
	00935.R as above, red	00936.250.R as above, red	00936.5.R as above, red	00937.R as above, red	00937.5.R as above, red	00938.R as above, red
	00935.W as above, white	00936.250.W as above, white	00936.5.W as above, white	00937.W as above, white	00937.5.W as above, white	00938.W as above, white
	▲ 00935.WW as above, warm white	▲ 00936.250.WW as above, warm white		▲ 00937.WW as above, warm white		▲ 00938.WW as above, warm white

E10 lamps 10x28 mm

	Incandescent:
14771	24 V~ 3 W, white ¹
14777	230 V~ 3 W, white ¹

1P circuit breakers (120-230 V~ 50/60 Hz)

14404.10 C 10, trip.prot. 1500 A. Depth: 38 mm	14404.16 C 16, trip.prot. 1500 A. Depth: 38 mm

1P+N circuit breakers (120-230 V~ 50/60 Hz)

14405.06 C 6, trip.prot. 1500 A. Depth: 38 mm	14405.10 C 10, trip.prot. 3000 A. Depth: 38 mm	14405.16 C 16, trip.prot. 3000 A. Depth: 38 mm

1P+N residual current circuit breakers with overcurrent protection (RCBO) (120-230 V~ 50/60 Hz)

14411.06 C 6, IΔn 10 mA p.i. 1500 A - 2 modules. Depth: 38 mm	14411.10 C 10, IΔn 10 mA p.i. 3000 A - 2 modules. Depth: 38 mm	14411.16 C 16, IΔn 10 mA p.i. 3000 A - 2 modules. Depth: 38 mm	14411.16.6 C 16, IΔn 6 mA p.i. 3000 A - 2 modules. Depth: 38 mm	14411.16.30 C 16, IΔn 30 mA p.i. 3000 A - 2 modules. Depth: 38 mm

Detectors (230 V~ 50/60 Hz)



Δ 14420
Natural Gas Stop, natural gas detector, solenoid valve control - 3 modules.
Depth: 36 mm

Bluetooth® wireless technology sound system



21588.B
Passive speaker 8 Ω
10 W, with incorporated 8-module mounting frame.
Depth: 48 mm



20587.B
Passive speaker 8 Ω 3 W
- 3 modules.
Depth: 40 mm



14590¹
4+4 W stereo amplifier, 2 outputs for 8 Ω speakers with built-in Bluetooth® wireless technology receiver, 1 LINE IN input, 12 VDC power supply - 2 modules.
Depth: 36 mm



Thermostats (heating and air conditioning)



14440
ON/OFF control (class I, contribution 1%), input for remote activation of the energy-saving function, change-over relay output 6(2) A 230 V~ - 2 modules.
Depth: 37 mm



02970.B
Dial thermostat with relay output 5(2) A 240 V~, heating and air conditioning in ON/OFF mode, class I temperature control device (contribution 1%), white LED backlighting with brightness control, 100-240 V 50/60 Hz - 2 modules. Depth: 28.5 mm

Electronic sensors



14432
Electronic temperature sensor.
Depth: 23.4 mm



14433
Electronic 12/24V humidity sensor, 1 output 0-10 V or 4-20 mA - 2 modules
Depth: 36 mm

Switches for fan coil regulation



14063
With two buttons and central OFF position, 2P 10 AX 250 V~.
Depth: 33.5 mm



14095
Slide, 1P 6(2) A 250 V~, 4 positions.
Depth: 39 mm



▲ 14134
220-240 V dimmer, 50/60, Hz 4 positions.
Depth: 40.4 mm

Solutions for hospitality



02686.1
Control device with 4 push buttons 1P NO 24 VDC 50 mA max., to be completed with interchangeable half-button caps, lighttable - 2 modules.
Depth: 15 mm



14026.DND
Do Not Disturb button with lighttable diffuser




14026.PLS
Please Clean button with lighttable diffuser



14099
Volume control 8 ohm 15 W for speaker, white - 2 modules.
Depth: 29.7 mm



14097
1P NO 10 A 230 V~ push button, for hotel, with lighttable "Do Not Disturb" and "Please Clean" - 2 modules.
Depth: 27 mm



00975
Name label to be customised with room number or other symbols for push button 14097



02685
4 pilot lights: IN, Do Not Disturb, OUT, maid symbol, white - 2 modules. Depth: 22 mm



14290
230 V~ 50/60 Hz, with 20 VA isolating transformer, 230 V~ and 120 V~ outputs - 3 modules.
Depth: 41 mm



02690
Motion and presence detector, 360° for lighting 2000 W incandescent lamps, 10-1000 W CFL lamps, 100 W LED lamps, 220-240 V~ 50/60 Hz, for ceiling mounting

Access control



14463
Electronic badge switch, vertical pocket, relay output 4 A 120-230 V~ (NON SELV), 120-230 V~ 50/60 Hz, installation on 2-module or 2 central module mounting frames - 2 modules. Supplied without ISO card (badge)
Depth: 20.5 mm



14465
Electronic vertical badge switch, 230 V~ 50/60 Hz and 24 VDC (SELV) - 3 modules.
Depth: 36 mm



14468
NFC/RFID electronic transponder card reader, compatible with **AGB Electronic Solutions** for hotels, vertical pocket, 1 relay output 10 A 230 V~ N.O. (NON SELV), 1 relay output 4 A 230 V~ N.O. (NON SELV), 120-230 V~ 50/60 Hz - 3 modules. Supplied without ISO card (badge)
Depth: 29.5 mm



14468.1
NFC/RFID electronic transponder card reader, compatible with **AGB Electronic Solutions** for hotels, vertical pocket, 1 relay output 10 A 230 V~ N.O. (NON SELV), 1 relay output 4 A 230 V~ N.O. (NON SELV), 120-230 V~ 50/60 Hz - 3 modules. Supplied without ISO card (badge)
Depth: 30.5 mm



14469
NFC/RFID electronic transponder card reader, compatible with **Mifare Electronic Solutions** for Hotels, vertical pocket, 1 relay output 10 A 230 V~ NO (NON SELV), 1 relay output 4 A 230 V~ NO (NON SELV), 120-230 V~ 50/60 Hz power supply, visible in darkness pocket lighting - 3 modules. Supplied without Mifare card (badge)
Depth: 30.5 mm



16452
Programmable smart card
16452.H
As above, customisable



16452.S
ISO card (badge)

Antibacterial solutions

Antibacterial solutions

Devices made from antibacterial material

14041.AB Blank module. Depth: 10 mm	14001.AB 1P 1-way switch, 16 AX 250 V~ (lightable). Depth: 24 mm	14015.AB 2P 1-way switch, 16 AX 250 V~. Depth: 24 mm	14013.AB 1P reversing switch, 16 AX 250 V~ (lightable). Depth: 24 mm	14005.AB 1P 2-way switch, 16 AX 250 V~ (lightable). Depth: 24 mm	14008.AB 1P NO push button, 10 A 250 V~ (lightable). Depth: 24 mm	14022.AB Interchangeable button with ring (lightable), neutral - 2 modules.	14052.AB 1P NO 10 A 250 V~ push button, pull-cord, with 1.5 m cord. Depth: 24 mm	14136.AB.1 MASTER universal dimmer with potentiometer. Depth: 40.5 mm

14203.AB SICURY 2P+E 16 A 250 V~ Bpresa socket outlet, Italian standard type P17/11 Depth: 24 mm	14210.AB SICURY 2P+E 16 A 250 V~ socket outlet, universal - 2 modules. Depth: 25 mm	14210.C.AB SICURY 2P+E 16 A 250 V~ socket outlet, universal, with cover - 2 modules. Depth: 25 mm	14208.AB SICURY 2P+E 16 A 250 V~ socket outlet, German standard - 2 modules. Depth: 28.4 mm	14212.AB SICURY 2P+E 16 A 250 V~ socket outlet, French standard - 2 modules. Depth: 25.4 mm	14203.AB.R SICURY 2P+E 16 A 250 V~ Bpresa socket outlet, Italian standard type P17/11, red. Depth: 24 mm	14210.AB.A SICURY 2P+E 16 A 250 V~ socket outlet, universal, orange - 2 modules. Depth: 25 mm	14210.AB.R SICURY 2P+E 16 A 250 V~ socket outlet, universal, red - 2 modules. Depth: 25 mm

14210.C.AB.R SICURY 2P+E 16 A 250 V~ socket outlet, universal, with cover, red - 2 modules. Depth: 25 mm	14210.AB.V SICURY 2P+E 16 A 250 V~ socket outlet, universal, green - 2 modules. Depth: 25 mm	14290.AB 230 V~ shaver socket outlet, 50/60 Hz, with 20 VA isolating transformer, 230 V~ and 120 V~ outputs - 3 modules. Depth: 41 mm	14330.AB 2P 6 A socket outlet, 24 V (SELV), for plug 01620. Depth: 24 mm	14320.AB RJ11 socket outlet, 6 positions, 4 contacts (6/4). Depth: 32.6 mm	14339.AB.13 RJ45 socket outlet, Netsafe, Cat. 6, UTP. Depth: 29.3 mm	14339.AB.14 RJ45 socket outlet, Netsafe, Cat. 6, FTP. Depth: 29.3 mm

14342.AB RJ45 socket outlet, 8 positions, 8 contacts (8/8). Depth: 32.6 mm	14300.AB.01 TV-RD-SAT 5-2400 MHz coaxial socket outlet, single connection, 1 dB. Depth: 21.6 mm

Antibacterial cover plates

Antibacterial solutions

Plana Up

▲ 14642U.AB.01 2 modules	▲ 14653U.AB.01 3 modules	▲ 14654U.AB.01 4 modules	▲ 14657U.AB.01 7 modules

Plana

14642.AB.01 2 modules	14653.AB.01 3 modules	14643.AB.01 4 modules (2+2, distance between centres 71 mm)
14654.AB.01 4 modules	14644.AB.01 6 modules (2+2+2, distance between centres 71 mm)	
14657.AB.01 7 modules	14669.AB.01 8 modules (2+2+2+2, distance between centres 71 mm)	

Cable outlet



14046²
Cable outlet with 2P+E 20 A terminal block - 2 modules. Depth: 22.1 mm



14047²
Cable outlet with 2P+E 45 A terminal block, with mounting frame and cover. Depth: 20 mm



14049³
13 A connection unit with 2P 1-way switch and protection fuse, complete with mounting frame. Depth: 20.4 mm

1P 250 V~ 1-way switches (lightable)



14003
3 independent 1-way switches, 20 AX - 2 modules. Depth: 24 mm

2P 250 V~ 1-way switches (lightable)



14016.WH
20 AX, with Water/Heater symbol. Depth: 24 mm



14021.PS
Interchangeable button (lightable), with PRESS symbol



14016.2.WH
20 AX, with Water/Heater symbol - 2 modules. Depth: 24 mm

2P 250 V~ 1-way switches (lightable) - with mounting frame



14017
32 A, ON/OFF complete with mounting frame. Depth: 22.5 mm



14017.WH
32 A, with Water/Heater symbol, complete with mounting frame. Depth: 22.5 mm



14018
45 A, ON/OFF complete with mounting frame. Depth: 22.5 mm



14018.CK
45 A, with COOKER symbol, complete with mounting frame. Depth: 22.5 mm



14019
45 A, ON/OFF complete with mounting frame. Depth: 22.5 mm



14019.CK
45 A, with COOKER symbol, complete with mounting frame. Depth: 22.5 mm

1P 250 V~ 2-way switches



14007
3 independent 2-way switches, 20 AX, - 2 modules. Depth: 30.6 mm

230 V~ badge 1-way switches



14466
Vertical pocket, 16 A relay output, complete with mounting frame. Depth: 27.4 mm

250 V~ current socket outlets



14221⁴
SICURY 2P+E 13 A, 2P 1-way switch, complete with mounting frame. Depth: 17.5 mm



14222⁴
2 SICURY 2P+E 13 A socket outlets, 2x2P 1-way switches, complete with mounting frame. Depth: 17.5 mm



14215⁵
SICURY 2P+E 5 A, 2P 1-way switch, complete with mounting frame. Depth: 17.5 mm


250 V~ current socket outlets with USB power supply unit



14223.A
SICURY 2P+E 13 A, 2P 1-way switch, 1 USB A 5 V 12 W complete with mounting frame. Depth: 22.8 mm



14223.C
SICURY 2P+E 13 A, 2P 1-way switch, 1 USB C 5 V 12 W, complete with mounting frame. Depth: 22.8 mm



14224.AC
2 SICURY 2P+E 13 A socket outlets, 2x2P 1-way switches, 2 USB A+C 5 V 15 W, complete with mounting frame. Depth: 22.8 mm



14224.CC
2 SICURY 2P+E 13 A socket outlets, 2x2P 1-way switches, 2 USB C+C 5 V 15 W complete with mounting frame. Depth: 22.8 mm

230 V~ shaver socket outlets



14291⁶
230 V 50/60 Hz, with 20 VA isolating transformer, 120/230 V~ outputs, complete with mounting frame. Depth: 41 mm

Supervision



▲ 01426

IP supervisor with 10-inch touch display in 16:10 format (1920x1200), equipped with proximity sensor, environmental brightness sensor and RGB signalling LED for status notifications. Designed to control By-me Plus, View Wireless, By-alarm Plus, Elvox IP Video door entry and Due Fili Plus systems via the respective system gateways as well as live viewing of Elvox IP and Wi-Fi CCTV cameras via RTSP streams. PoE or 24-30 VDC power supply, surface mounting with bracket on 2M mounting box, BS square mounting box, 3M rectangular horizontal and vertical and 8M (4+4) mounting box, black



▲ 01426.B

IP supervisor with 10-inch touch display in 16:10 format (1920x1200), equipped with proximity sensor, environmental brightness sensor and RGB signalling LED for status notifications. Designed to control By-me Plus, View Wireless, By-alarm Plus, Elvox IP Video door entry and Due Fili Plus systems via the respective system gateways as well as live viewing of Elvox IP and Wi-Fi CCTV cameras via RTSP streams. PoE or 24-30 VDC power supply, surface mounting with bracket on 2M mounting box, BS square mounting box, 3M rectangular horizontal and vertical and 8M (4+4) mounting box, white



▲ 01423

IP supervisor with 7-inch touch display in 16:10 format (1280x800), equipped with proximity sensor, environmental brightness sensor and RGB signalling LED for status notifications. Designed to control By-me Plus, View Wireless, By-alarm Plus, Elvox IP Video door entry and Due Fili Plus systems via the respective system gateways as well as live viewing of Elvox IP and Wi-Fi CCTV cameras via RTSP streams. PoE or 24-30 VDC power supply. Surface mounting with bracket on 2M mounting box, BS square mounting box, 3M rectangular horizontal and vertical mounting box, black.




▲ 01423.B

IP supervisor with 7-inch touch display in 16:10 format (1280x800), equipped with proximity sensor, environmental brightness sensor and RGB signalling LED for status notifications. Designed to control By-me Plus, View Wireless, By-alarm Plus, Elvox IP Video door entry and Due Fili Plus systems via the respective system gateways as well as live viewing of Elvox IP and Wi-Fi CCTV cameras via RTSP streams. PoE or 24-30 VDC power supply. Surface mounting with bracket on 2M mounting box, BS square mounting box, 3M rectangular horizontal and vertical mounting box, white



40517

Wall-mounted Tab 7S Up hands-free video entryphone for Due Fili Plus system, integrated Wi-Fi for call forwarding to smartphone with dedicated App, with 7" touch-screen colour LCD display, capacitive keyboard for video door entry functions and intercom calls, video voicemail, teleloop for hearing aids, supervision of the View Wireless smart home automation system to control lights, roller shutters, sensors and scenarios, complete with bracket for fixing in round or rectangular mounting box, surface mounting or semi-flush mounting, white



40515

Wall-mounted Tab 5S Up hands-free video entryphone for Due Fili Plus system, integrated Wi-Fi for call forwarding to smartphone with dedicated App, with 5" touch-screen colour LCD display, capacitive keyboard for video door entry functions and intercom calls, video voicemail, teleloop for hearing aids, supervision of the View Wireless smart home automation system to control lights, roller shutters, sensors and scenarios, complete with bracket for fixing in round or rectangular mounting box, surface mounting or semi-flush mounting, white



40517.04

As above, black



40515.04

As above, black




6923

Additional power supply unit for Due Fili video door entry system with 28 V d.c. output, power supply 230 V- 50/60 Hz 15 VA, installation on DIN rail (60715 TH35), occupies 4 modules size 17.5 mm



With Vimar View App (for the user) and View Wireless App (for the installer) available in Apple and Google Play stores.

Mounting frames for iPads



01430

Mounting frame for 10.9-11" iPad devices, comprising a decorative frame with surface mounting frame with wall plugs, supplied with type C USB cable and no power supply unit, black



01430.B

Same as previous, white



01430.N

Same as previous, Next

Gateway



14597

View Wireless gateway, Bluetooth® wireless technology for integration, configuration, supervision of View Wireless, via Cloud and App for smartphone, tablet, 100-240 V 50/60 Hz power supply - 2 modules. Depth: 37 mm

Connected 2-way switch for lights




14592.0

Mechanism, with 100-240 V 50/60 Hz relay output for 500 W incandescent lamps, 100W LED lamps, 250 VA electronic transformers, 60 W fluorescent lamps, double Bluetooth® wireless technology 5.0 for the creation of View Wireless mesh system and Zigbee 3.0, 1 input for external push button for actuator control or to recall a scenario. To be completed with 1, 2, or 3-module interchangeable buttons. Depth: 36.5 mm



1-module interchangeable buttons (lightable)



14021 Neutral
▲ 14021.1 Neutral
14021.G Customisable
14021.L Light symbol
14021.P Key symbol
14026 With diffuser
14029 With name plate
14026.DND Do Not Disturb symbol, with diffuser
14026.PLS Please Clean symbol, with diffuser

2- and 3-module interchangeable buttons (lightable)



14022 Without symbol
▲ 14022.1 Without symbol
14022.G Customisable
14027 With diffuser
14022.L Light symbol
14022.P Key symbol



14023
Without symbol

Connected control for roller shutters



14594.0
Electronic View Wireless control device for 1 roller shutter with slat orientation, change-over relay output for cosφ 0.6 motor 2 A 100-240 V~ 50/60 Hz, Bluetooth® wireless technology 5.0 for the creation of View Wireless mesh system and Zigbee 3.0 standard, 1 input for external push button to call up a scenario, favourite position recall function, to be completed with two interchangeable half-button caps, 1 module. Depth: 36.5 mm



14755.2
2 interchangeable half-button caps, arrow symbol
1 module

Connected actuator for roller shutters



03982
Control device for 1 roller shutter with slat orientation, change-over relay output for cosφ 0.6 motor 2 A 100-240 V~ 50/60 Hz, remote control, double Bluetooth® wireless technology 5.0 technology for the creation of View Wireless mesh system and Zigbee 3.0 standard, 100-240 V 50/60 Hz power supply, flush mounting (retrofit)

Connected dimmers



14595.0
View Wireless electronic dimmer mechanism for 20-200 W incandescent lamps, 2-200 W LED lamps, 20-200 W electronic transformers, double IoT technology on Bluetooth 5.0 standard for the creation of VIEW Wireless mesh system and on Zigbee 3.0 standard, 1 input for external push button for dimmer control or to recall a scenario, dimmer off operation, RGB LED visible in darkness with brightness control, 220-240 V 50/60 Hz power supply, to be completed with Plana 1-module interchangeable buttons Depth: 36.5 mm



14755.3
2 interchangeable half-button caps, arrow symbol
1 module

Connected electronic controls



14591.0
View Wireless electronic dimmer mechanism for 20-200 W incandescent lamps, 2-200 W LED lamps, 20-200 W electronic transformers, double IoT technology on Bluetooth 5.0 standard for the creation of VIEW Wireless mesh system and on Zigbee 3.0 standard, 1 input for external push button for dimmer control or to recall a scenario, dimmer off operation, RGB LED visible in darkness with brightness control, 220-240 V 50/60 Hz power supply, to be completed with Plana 1-module interchangeable buttons Depth: 36.5 mm



14755.2
2 interchangeable half-button caps, arrow symbols
1 module



14755.3
2 interchangeable half-button caps, dimmer symbols, 1 module



14755.6
2 interchangeable half-button caps, scenario symbols
1 module



14755
2 interchangeable half-button caps, neutral, customisable
1 module

Radio frequency control



03925
Flat control with push buttons and 2.4 Ghz radio transmitter, Bluetooth Low Energy standard, energy harvesting energy supply provided by built-in electrodynamic generator, to be completed with dedicated colour version of Eikon 20506 or 20506.2, Arké 19506 or 19506.2, Idea 16526 or 16526.2 or Plana 14506 or 14506.2 buttons - 2 modules
Depth: 39 mm

Connected socket outlet actuators



14593
Control device with NO 16 A 100-240 V~ 50/60 Hz relay output, local control with push button or remote control, Bluetooth® wireless technology 5.0 for the creation of View Wireless mesh system and Zigbee 3.0 standard, function for measuring instant power and energy consumption and load cut-off threshold. Depth: 39 mm

Connected actuator



03981
Control device with NO relay output 100-240 V 50/60 Hz for 500 W incandescent lamps, 100 W LED lamps, 250 VA electronic transformers, 120 W fluorescent lamps, remote control, 1 input for wired control to recall a scenario, double Bluetooth® wireless technology 5.0 for the creation of View Wireless mesh system and Zigbee 3.0 standard, 100-240 V 50/60 Hz power supply, flush mounting (retrofit)



03983
VIEW Wireless electronic module with 3 programmable digital inputs for potential-free contacts, 1 programmable NO/NC relay output for SELV voltage-free contact, IoT technology on Bluetooth 5.0 standard to create the VIEW Wireless mesh system, 100-240 V 50/60 Hz power supply, flush mounting (retrofit)

Actuations



03985
View Wireless electronic control actuator with 4 relay outputs 16 A 240 V~, programmable NO/NC with function to control lights, roller shutters with slat orientation, fan coil, climate control, accesses, sprinkler system, push buttons for local control, IoT technology on Bluetooth 5.0 standard for the creation of VIEW Wireless mesh system, 100-240 V 50/60 Hz power supply, installation on DIN rail (60715 TH35), occupies 4 modules size 17.5 mm



03986
View Wireless electronic control actuator with 1 proportional analogue 0/1-10 V output with re-scalable voltage, 1 10 AX relay output 100-240 V~ 50/60 Hz, programmable NO/NC with function to control lights, fan coil, climate control, accesses, sprinkler system, push button for local control, IoT technology on Bluetooth 5.0 standard for the creation of VIEW Wireless mesh system, 100-240 V 50/60 Hz power supply, installation on DIN rail (60715 TH35), occupies 2 modules size 17.5 mm

Connected energy meter



Bluetooth
zigbee certified product

02963
Connected device for consumption meter/production of instantaneous electricity and consumption logs (with hourly, daily, monthly, annual resolution), 1 input for toroidal current sensor supplied, detectable power 25 W-100 kW, single-phase power supply 100-240 V 50/60 Hz, IoT double Bluetooth® wireless technology 5.0 for the creation of View Wireless mesh system and Zigbee 3.0 standard, installation on DIN rail (60715 TH35), occupies 1 module measuring 17.5 mm

Connected magnetic contact



Bluetooth

03980
Magnetic contact for doors and windows, IoT technology on Bluetooth® 5.0 standard for the creation of View Wireless mesh system, 1 input for voltage-free contact, powered by AA LR6 1.5 V batteries (not supplied), white. For use as an accessory of the connected thermostat or, in combination with the IoT gateway, as a sensor for magnetic contact or voltage-free contact input opening/closing notifications

Connected dial thermostat



Bluetooth

02974.B
Dial thermostat with relay output NO 5(2) A 240 V~, 3-speed and proportional fan coil control, IoT technology on Bluetooth technology 5.0 standard for the creation of View Wireless mesh system, 1 input for external temperature sensor, heating and air conditioning in ON/OFF and PID mode, class I temperature control device (contribution 1%) in ON/OFF mode, class IV (contribution 2%) in PID mode, white LED backlighting with brightness control, 100-240 V 50/60 Hz power supply - 2 modules. Depth: 28.5 mm

Connected thermostatic head



03989
Thermostatic head, IoT technology, Bluetooth technology 5.0 standard for the creation of View Wireless mesh system, heating in PI mode, class IV temperature control device (contribution 2%), display with white LED backlighting, AA alkaline batteries (not rechargeable), installation on radiators equipped with flow control valves. Mechanical adaptors supplied for compatibility with the main valves: RA Danfoss, RAV Danfoss, RAVL, Danfoss, Giacomini, Caleffi, M28x1.5, FAR.

Connected radar sensors



Bluetooth

14179
VIEW Wireless electronic control actuator with 1 proportional analogue 0/1-10 V output with re-scalable voltage, 1 10 AX relay output 100-240 V~ 50/60 Hz, programmable NO/NC with function to control lights, fan coil, climate control, accesses, sprinkler system, push button for local control, IoT technology on Bluetooth 5.0 standard for the creation of VIEW Wireless mesh system, 100-240 V 50/60 Hz power supply, installation on DIN rail (60715 TH35), occupies 2 modules size 17.5 mm

Ceiling mounting connected radar sensors



02692
UWB radar sensor, IoT technology on Bluetooth 5.0 standard for the creation of VIEW Wireless mesh system, 1 solid state output for extra low voltage controls (SELV and non SELV), 1 input for external push button for output activation or to recall a scenario, 100-240 V 50/60 Hz power supply, false ceiling installation

02692.S.1
Round section adaptor for ceiling installation of the IoT connected radar sensor 02692

Connected access control



Bluetooth

14462
NFC/RFID smart card landing reader, card configuration using VIEW Wireless App, Bluetooth technology standard, IoT technology on Bluetooth® wireless technology 5.0 standard for the creation of VIEW Wireless mesh system, 1 relay output NO 16 A 120-240 V~ 50/60 Hz, 1 MAKE UP ROOM input, 100-240 V~ 50/60 Hz - 2 modules. Depth: 31 mm



Bluetooth

14467
NFC/RFID smart card reader pocket for installation inside the room, IoT technology on Bluetooth® wireless technology 5.0 standard for the creation of VIEW Wireless mesh system, 1 relay output NO 16 A 120-240 V~ 50/60 Hz, 1 configurable input, 100-240 V~ 50/60 Hz - 2 modules. Depth: 31 mm



01817
Transponder card

Remote assistance devices



03890
Remote assistance device for calling recorded numbers via mobile network. The hands-free call is sent by pressing the "Alarm" button or using the push button on the bracelet/pendant accessory supplied or another device connected to the interface 03895. The device can also receive incoming calls with automatic answering



03893
Radio push button for remote assistance hands-free calls 03890, can be worn as a pendant or bracelet, IP65, power supply with non-replaceable 3V CR2032 lithium battery



03895
Radio interface for remote assistance calls, 1 wired voltage-free contact input to initiate a call, power supply with 3V CR123 lithium battery (supplied)

Total Look



01 White




11 Matt white

Neutral



12 Matt ivory




13 Matt Dolomite grey



14 Matt concrete grey



15 Matt dove grey



19 Matt black

Pastel



16 Matt aviation blue



17 Matt sage



18 Matt terracotta

Metallic



31 Champagne



32 Silver



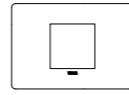
33 Titanium



1 central module

2 modules

2 central modules



Technopolymer

White**	14641U.01	14642U.01 14642U.AB.01	14652U.01
Matt white	14641U.11	14642U.11	14652U.11
Matt ivory	14641U.12	14642U.12	14652U.12
Matt Dolomite grey	14641U.13	14642U.13	14652U.13
Matt concrete grey	14641U.14	14642U.14	14652U.14
Matt dove grey	14641U.15	14642U.15	14652U.15
Matt aviation blue	14641U.16	14642U.16	14652U.16
Matt sage	14641U.17	14642U.17	14652U.17
Matt terracotta	14641U.18	14642U.18	14652U.18
Matt black	14641U.19	14642U.19	14652U.19
Champagne	14641U.31	14642U.31	14652U.31
Silver	14641U.32	14642U.32	14652U.32
Titanium	14641U.33	14642U.33	14652U.33

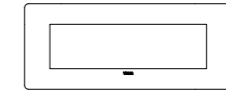
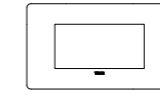
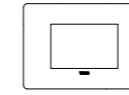


3 modules

4 modules

7 modules

1 module for panels



14653U.01 14653U.AB.01	14654U.01 14654U.AB.01	14657U.01 14657U.AB.01	14666U.01
14653U.11	14654U.11	14657U.11	14666U.11
14653U.12	14654U.12	14657U.12	14666U.12
14653U.13	14654U.13	14657U.13	14666U.13
14653U.14	14654U.14	14657U.14	
14653U.15	14654U.15	14657U.15	
14653U.16	14654U.16	14657U.16	
14653U.17	14654U.17	14657U.17	
14653U.18	14654U.18	14657U.18	
14653U.19	14654U.19	14657U.19	14666U.19
14653U.31	14654U.31	14657U.31	
14653U.32	14654U.32	14657U.32	
14653U.33	14654U.33	14657U.33	

PLANA
Cover plates



PLANA



Metal



70 Metallic bronze



71 Metallic silver



74 Pearl nickel



81 Brushed aluminium

Techno-polymer



01 White



02 Ivory



03 Beige



21 Matt nickel



22 Matt Champagne



24 Polished gold



05 Black



06 Granite white



20 Matt silver



25 Matt gold

Reflex



40 Reflex ash



41 Reflex snow



43 Reflex amber



48 Reflex orange



49 Reflex tobacco



50 Reflex sapphire



44 Reflex mint



45 Reflex water



47 Reflex emerald



51 Reflex ruby


Cover plates: selection guide

	1 module	2 modules	2 central modules	3 modules	4 modules	7 modules
Metal						
Metallic bronze	14641.70	14642.70	14652.70	14653.70	14654.70	14657.70
Metallic silver	14641.71	14642.71	14652.71	14653.71	14654.71	14657.71
Pearl nickel	14641.74	14642.74	14652.74	14653.74	14654.74	14657.74
Brushed aluminium	14641.81	14642.81	14652.81	14653.81	14654.81	14657.81
Technopolymer						
White**	14641.01	14642.01 14642.C.01*** 14642.AB.01	14652.01	14653.01 14653.AB.01	14654.01 14654.AB.01	14657.01 14657.AB.01
Ivory	14641.02	14642.02	14652.02	14653.02	14654.02	14657.02
Beige	14641.03	14642.03	14652.03	14653.03	14654.03	14657.03
Black	14641.05	14642.05	14652.05	14653.05	14654.05	14657.05
Granite white	14641.06	14642.06	14652.06	14653.06	14654.06	14657.06
Matt silver paint	14641.20	14642.20	14652.20	14653.20	14654.20	14657.20
Matt nickel paint	14641.21	14642.21	14652.21	14653.21	14654.21	14657.21
Matt Champagne paint	14641.22	14642.22	14652.22	14653.22	14654.22	14657.22
Polished gold	14641.24	14642.24	14652.24	14653.24	14654.24	14657.24
Matt gold	14641.25	14642.25	14652.25	14653.25	14654.25	14657.25
Silver	14641.27		14652.27	14653.27	14654.27	14657.27
Reflex						
Reflex ash	14641.40	14642.40	14652.40	14653.40	14654.40	14657.40
Reflex snow	14641.41	14642.41	14652.41	14653.41	14654.41	14657.41
Reflex amber	14641.43	14642.43	14652.43	14653.43	14654.43	14657.43
Reflex mint	14641.44	14642.44	14652.44	14653.44	14654.44	14657.44
Reflex water	14641.45	14642.45	14652.45	14653.45	14654.45	14657.45
Reflex emerald	14641.47	14642.47	14652.47	14653.47	14654.47	14657.47
Reflex orange	14641.48	14642.48	14652.48	14653.48	14654.48	14657.48
Reflex tobacco	14641.49	14642.49	14652.49	14653.49	14654.49	14657.49
Reflex sapphire	14641.50	14642.50	14652.50	14653.50	14654.50	14657.50
Reflex ruby	14641.51	14642.51	14652.51	14653.51	14654.51	14657.51

Cover plates: selection guide

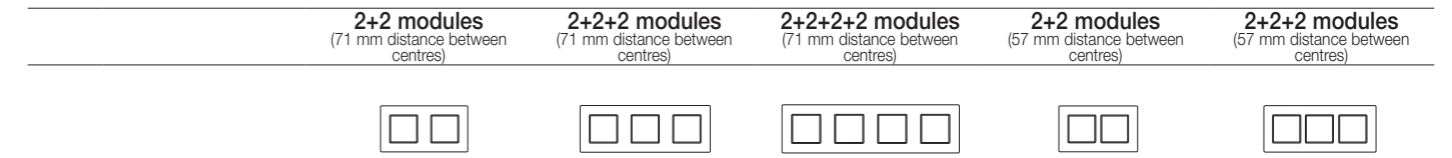
	8 modules	6 modules 4x4"	14 modules 7+7	21 modules 7+7+7	For panels 1 module	For panels 2 modules
14668.70*						
	-	-	-	-	-	-
14668.71*						
	-	-	-	-	-	-
14668.74*						
	-	-	-	-	-	-
-						
	-	-	-	-	-	-
14668.01	14659.01	14690.01	14691.01	14666.01	14667.01	
14668.02	14659.02	14690.02	14691.02	14666.02	14667.02	
14668.03	14659.03	-	-	-	-	
14668.05	14659.05	14690.05	14691.05	14666.05	14667.05	
14668.06	14659.06	-	-	-	-	
14668.20	-	14690.20	14691.20	14666.20	14667.20	
14668.21	-	14690.21	14691.21	14666.21	14667.21	
14668.22	-	-	-	-	-	
14668.24	-	-	-	-	-	
14668.25	-	-	-	-	-	
14668.27		14690.27	14691.27	14666.27	14667.27	
-						
14668.40	-	-	-	-	-	
14668.41	-	-	-	-	-	
14668.43	-	-	-	-	-	
14668.44	-	-	-	-	-	
14668.45	-	-	-	-	-	
14668.47	-	-	-	-	-	
14668.48	-	-	-	-	-	
14668.49	-	-	-	-	-	
14668.50	-	-	-	-	-	
14668.51	-	-	-	-	-	

British standard cover plates: guidelines




























	2 modules	3 modules/monobloc	5 modules/monobloc
Technopolymer			
White	14647.01	14648.01	14649.01
Ivory	14647.02	14648.02	14649.02
Beige	14647.03	14648.03	14649.03
Black	14647.05	14648.05	14649.05
Granite white	14647.06	14648.06	14649.06
Matt silver paint	14647.20	14648.20	14649.20
Matt nickel paint	14647.21	14648.21	14649.21
Matt Champagne paint	14647.22	14648.22	14649.22
Polished gold	14647.24	14648.24	14649.24
Matt gold	14647.25	14648.25	14649.25
Silver	14647.27	14648.27	14649.27
Reflex			
Reflex ash	14647.40	14648.40	14649.40
Reflex snow	14647.41	14648.41	14649.41
Reflex amber	14647.43	14648.43	14649.43
Reflex mint	14647.44	14648.44	14649.44
Reflex water	14647.45	14648.45	14649.45
Reflex emerald	14647.47	14648.47	14649.47
Reflex orange	14647.48	14648.48	14649.48
Reflex tobacco	14647.49	14648.49	14649.49
Reflex sapphire	14647.50	14648.50	14649.50
Reflex ruby	14647.51	14648.51	14649.51

German and French multi-module cover plates: selection guide



	2+2 modules (71 mm distance between centres)	2+2+2 modules (71 mm distance between centres)	2+2+2+2 modules (71 mm distance between centres)	2+2 modules (57 mm distance between centres)	2+2+2 modules (57 mm distance between centres)
Technopolymer					
White**	14643.01 14643.AB.01	14644.01 14644.AB.01	14669.01 14669.AB.01	14645.01	14646.01
Ivory	14643.02	14644.02	14669.02	14645.02	14646.02
Beige	14643.03	14644.03	14669.03	14645.03	14646.03
Black	14643.05	14644.05	14669.05	14645.05	14646.05
Granite white	14643.06	14644.06	14669.06	14645.06	14646.06
Matt silver paint	14643.20	14644.20	14669.20	14645.20	14646.20
Matt nickel paint	14643.21	14644.21	14669.21	14645.21	14646.21
Matt Champagne paint	14643.22	14644.22	14669.22	14645.22	14646.22
Polished gold	14643.24	14644.24	14669.24	14645.24	14646.24
Matt gold	14643.25	14644.25	14669.25	14645.25	14646.25
Reflex					
Reflex ash	14643.40	14644.40	14669.40	-	-
Reflex snow	14643.41	14644.41	14669.41	-	-
Reflex amber	14643.43	14644.43	14669.43	-	-
Reflex mint	14643.44	14644.44	14669.44	-	-
Reflex water	14643.45	14644.45	14669.45	-	-
Reflex emerald	14643.47	14644.47	14669.47	-	-
Reflex orange	14643.48	14644.48	14669.48	-	-
Reflex tobacco	14643.49	14644.49	14669.49	-	-
Reflex sapphire	14643.50	14644.50	14669.50	-	-
Reflex ruby	14643.51	14644.51	14669.51	-	-

Installation methods - **Plana Up**

Modules	Boxes	Mounting frames	Cover plates*	
1 and 2 for boxes ø 60 mm	<p>Flush mounting</p>  <p>V71001 For masonry walls, GW 650 °C, sky blue V71001.AU GW 960 °C, black</p>  <p>V71701 For hollow walls, for mounting frames without claws, GW 850 °C, sky blue</p>	<p>Surface mounting</p>  <p>09971.A Depth 43.5 mm, RAL 9001 ivory 09971.01: white</p>  <p>09972.01 Depth 30 mm, white</p>	 <p>14601 14600 1 module, with 1 module, claws without screws 14601.G 14600.G As above, grey As above, grey</p>  <p>14602 14603 14604 14605 2 modules, with claws, without screws 2 modules, without screws 2 modules, with claws 2 modules, without screws 14602.G 14603.G As above, grey As above, grey</p>	 <p>14641U... 1 module Dimensions: 80x80x9 mm</p>  <p>14642U... 2 modules Dimensions: 80x80x9 mm</p>
2 central	<p>Flush mounting</p>  <p>V71001 For masonry walls, GW 650 °C, sky blue V71001.AU GW 960 °C, black</p>  <p>V71701 For hollow walls, for mounting frames without claws, GW 850 °C, sky blue</p>  <p>V71303 V71703 For masonry walls, GW 650 °C, sky blue For hollow walls, GW 850 °C, sky blue V71303.AU GW 960 °C, black</p>	<p>Surface mounting</p>  <p>09971.A Depth 43.5 mm, RAL 9001 ivory 09971.01: white</p>  <p>09972.01 Depth 30 mm, white</p>  <p>09975.A Depth 43.5 mm, RAL 9001 ivory 09975.01: white</p>	 <p>14602 14603 14604 14605 2 modules, with claws, without screws 2 modules, without screws 2 modules, with claws 2 modules, without screws 14602.G 14603.G As above, grey As above, grey</p>  <p>14612 2 central modules, with screws</p>	 <p>14652U... 2 central modules, horizontal and vertical installation. Dimensions: 119.5x80x9 mm</p>
3	<p>Flush mounting</p>  <p>V71303 V71703 For masonry walls, GW 650 °C, sky blue For hollow walls, GW 850 °C, sky blue V71303.AU GW 960 °C, black</p>	<p>Surface mounting</p>  <p>09975.A Depth 43.5 mm, RAL 9001 ivory 09975.01: white</p>	 <p>14613 14613.G 3 modules, with screws As above, grey</p>	 <p>14653U... 3 modules Dimensions: 119.5x80x9 mm</p>
4	<p>Flush mounting</p>  <p>V71304 V71704 For masonry walls, GW 650 °C, sky blue For hollow walls, GW 850 °C, sky blue V71304.AU GW 960 °C, black</p>	<p>Table mounting</p>  <p>19784.B 4 modules, white</p>	 <p>14614 4 modules, with screws</p>	 <p>14654U... 4 modules Dimensions: 142x80x9 mm</p>

Installation methods - **Plana Up**

Modules	Boxes	Mounting frames	Cover plates*
7	<p>Flush mounting</p>  <p>V71306 For masonry walls, GW 650 °C, sky blue V71306.AU GW 960 °C, black</p> <p>Table mounting</p>  <p>V71706 19787.B For hollow walls GW 850 °C, 7 modules, white sky blue</p>	 <p>14617 7 modules, with screws</p>	 <p>14657U... 7 modules Dimensions: 206x80x9 mm</p>
1	<p>For panels</p>  <p>16776.AU GW 960 °C</p>	 <p>14626 1 module, with screws</p>	 <p>14666U... 1 module Dimensions: 40x80x9 mm</p>

Installation methods - Plana

Modules	Boxes	Mounting frames	Cover plates*
1 and 2 for boxes ø 60 mm	<p>Flush mounting</p> <p>V71001 For masonry walls, GW 650 °C, sky blue V71001.AU GW 960 °C, black</p> <p>V71701 For hollow walls, for mounting frames without claws, GW 850 °C, sky blue</p> <p>Surface mounting</p> <p>09971.A Depth 43.5 mm, RAL 9001 ivory 09971.01: white</p> <p>09972.01 Depth 30 mm, white</p>	<p>14601 1 module, with claws 14601.G As above, grey</p> <p>14600 1 module, without screws 14600.G As above, grey</p> <p>14602 2 modules, with claws 14602.G As above, grey</p> <p>14603 2 modules, without screws 14603.G As above, grey</p> <p>14604 2 modules, with claws</p> <p>14605 2 modules, without screws</p>	<p>14641... 1 module Dimensions: 80x80x9 mm</p> <p>14642... 2 modules Dimensions: 80x80x9 mm</p> <p>14642.C.01 2 modules, with cover, white Dimensions: 80x80x14 mm</p> <p>14642.C.01 usage example</p>
2 central	<p>Flush mounting</p> <p>V71001 For masonry walls, GW 650 °C, sky blue V71001.AU GW 960 °C, black</p> <p>V71701 For hollow walls, for mounting frames without claws, GW 850 °C, sky blue</p> <p>V71303 For masonry walls, GW 650 °C, sky blue V71303.AU GW 960 °C, black</p> <p>V71703 For hollow walls, GW 850 °C, sky blue</p> <p>Surface mounting</p> <p>09971.A Depth 43.5 mm, RAL 9001 ivory 09971.01: white</p> <p>09972.01 Depth 30 mm, white</p> <p>09975.A Depth 43.5 mm, RAL 9001 ivory 09975.01: white</p>	<p>14602 2 modules, with claws 14602.G As above, grey</p> <p>14603 2 modules, without screws 14603.G As above, grey</p> <p>14604 2 modules, with claws</p> <p>14605 2 modules, without screws</p> <p>14612 2 central modules, with screws</p>	<p>14652... 2 central modules, horizontal and vertical installation. Dimensions: 119.5x80x9 mm</p>
3	<p>Flush mounting</p> <p>V71303 For masonry walls, GW 650 °C, sky blue V71303.AU GW 960 °C, black</p> <p>V71703 For hollow walls, GW 850 °C, sky blue</p> <p>Surface mounting</p> <p>09975.A Depth 43.5 mm, RAL 9001 ivory 09975.01: white</p>	<p>14613 3 modules, with screws 14613.G As above, grey</p>	<p>14653... 3 modules Dimensions: 119.5x80x9 mm</p>
4	<p>Flush mounting</p> <p>V71304 For masonry walls, GW 650 °C, sky blue V71304.AU GW 960 °C, black</p> <p>V71704 For hollow walls, GW 850 °C, sky blue</p> <p>Table mounting</p> <p>14784 4 modules, white</p>	<p>14614 4 modules, with screws</p>	<p>14654... 4 modules Dimensions: 142x80x9 mm</p>

Installation methods - Plana

Modules	Boxes	Mounting frames	Cover plates*
7	<p>Flush mounting</p> <p>V71306 For masonry walls, GW 650 °C, sky blue V71306.AU GW 960 °C, black</p> <p>V71706 For hollow walls GW 850 °C, sky blue</p> <p>Table mounting</p> <p>14787 7 modules, white</p>	<p>14617 7 modules, with screws</p>	<p>14657... 7 modules Dimensions: 206x80x9 mm</p>
8 (4+4)	<p>Flush mounting</p> <p>V71318 For masonry walls, GW 650 °C, sky blue</p> <p>V71718 For hollow walls GW 850 °C, sky blue</p> <p>Table mounting</p> <p>14788 Desktop base, 8 modules, white</p>	<p>14618 4+4 modules, with screws</p>	<p>14668... 8 modules Dimensions: 142.5x151x9 mm</p>
6 (3+3)	<p>Flush mounting</p> <p>09996 For masonry walls, GW 650 °C, sky blue</p>	<p>14619 6 modules (3+3) 4x4", with screws</p>	<p>14659... 6 modules Dimensions: 120x132x11 mm</p>
14 (7+7)	<p>Flush mounting</p> <p>V71320 For masonry walls, GW 650 °C, sky blue</p> <p>V71720 For hollow walls GW 850 °C, sky blue</p> <p>Surface mounting</p> <p>09920.01: white</p>	<p>14620... 14 modules (7+7), with screws</p>	<p>14690... 14 modules (7+7) Dimensions: 206x148x11 mm</p>

Installation methods - Plana

Modules	Boxes	Mounting frames	Cover plates*
21 (7+7+7)	<p>Flush mounting</p> <p>V71321 For masonry walls, GW 650 °C, sky blue</p> <p>Surface mounting</p> <p>09921.01, white</p>	<p>14621 21 modules (7+7+7), with screws</p>	<p>14691... 21 modules (7+7+7) Dimensions: 206x222x11 mm</p>
1	<p>For panels</p> <p>16776.AU GW 960 °C</p>	<p>14626 1 module, with screws</p>	<p>14666... 1 module Dimensions: 40x80x9 mm</p>
2	<p>For panels</p> <p>16776.AU x 2 GW 960 °C</p>	<p>14627 2 modules, with screws</p>	<p>14667... 2 modules Dimensions: 40x137x9 mm</p>
1 and 2 for boxes ø 60 and 65 mm	<p>Flush mounting</p> <p>14601 1 module, with claws 14601.G As above, grey</p> <p>14600 1 module, without screws 14600.G As above, grey</p>	<p>14601 1 module, with claws 14601.G As above, grey</p> <p>14600 1 module, without screws 14600.G As above, grey</p>	<p>14641... 1 module, Dimensions: 80x80x9 mm</p>
	<p>14602 2 modules, with claws 14602.G As above, grey</p> <p>14603 2 modules, without screws 14603.G As above, grey</p>	<p>14602 2 modules, with claws 14602.G As above, grey</p> <p>14603 2 modules, without screws 14603.G As above, grey</p> <p>14604 2 modules, with claws</p> <p>14605 2 modules, without screws</p>	<p>14642... 2 modules, Dimensions: 80x80x9 mm</p> <p>14642.C.01 2 modules, with cover, white Dimensions: 80x80x14 mm</p>
	<p>14602 2 modules, with claws 14602.G As above, grey</p> <p>14603 2 modules, without screws 14603.G As above, grey</p>	<p>14602 2 modules, with claws 14602.G As above, grey</p> <p>14603 2 modules, without screws 14603.G As above, grey</p> <p>14604 2 modules, with claws</p> <p>14605 2 modules, without screws</p>	<p>14652... 2 central modules Dimensions: 119.5x80x9 mm</p>

British standard installation methods - Plana

Modules	Boxes	Devices/Mounting frames	Cover plates*
1 and 2	<p>Flush mounting</p> <p>British standard square mounting box Distance between centres: 60.3 mm</p>	<p>14606¹ 1 module, with M 3.5 screws, white</p> <p>14607¹ 2 modules, with M 3.5 screws</p>	<p>14647'... 2 modules. Dimensions: 95x95x9 mm</p>
3 and monobloc	<p>Flush mounting</p> <p>British standard square mounting box Distance between centres: 60.3 mm</p>	<p>14608¹ 3 modules, with M 3.5 screws</p> <p>14215 Monobloc device example</p> <p>14017 Monobloc device example</p>	<p>14648'... Cover plates for horizontal and vertical installation. Dimensions: 95x95x9 mm Only for monobloc devices.</p>
5 and monobloc	<p>Flush mounting</p> <p>British standard rectangular mounting box Distance between centres: 120.6 mm</p>	<p>14609¹ 5 modules, with M 3.5 screws</p> <p>14222 Monobloc device example with horizontal installation</p> <p>14291 Monobloc device example with vertical installation</p>	<p>14649'... 5 modules and monobloc devices. For horizontal and vertical installation. Dimensions: 155x95x9 mm</p>

Plana installation methods with 71 mm and 57 mm distance between centres (German and French standard)

Plana installation methods with 71 mm and 57 mm distance between centres (German and French standard)

Modules	Boxes	Mounting frames	Cover plates*
2+2 with distance between centres 71 mm	<p>Flush mounting</p>	<p>2 x 14602 2 modules, with claws</p> <p>2 x 14603 2 modules, without screws</p>	<p>14643... 4 (2+2) modules, for horizontal and vertical installation. Dimensions: 150.5x80x9 mm</p>
2+2+2 with distance between centres 71 mm	<p>Flush mounting</p>	<p>3 x 14602 2 modules, with claws</p> <p>3 x 14603 2 modules, without screws</p>	<p>14644... 6 (2+2+2) modules, for horizontal and vertical installation. Dimensions: 221.5x80x9 mm</p>
2+2+2+2 with distance between centres 71 mm	<p>Flush mounting</p>	<p>4 x 14602 2 modules, with claws</p> <p>4 x 14603 2 modules, without screws</p>	<p>14669... 8 (2+2+2+2) modules, for horizontal and vertical installation. Dimensions: 293x80x9 mm</p>
2+2 with distance between centres 57 mm	<p>Flush mounting</p>	<p>2 x 14605 2 modules, without screws</p> <p>2 x 14604 2 modules, with claws</p> <p>2 x 14605 2 modules, without screws</p>	<p>14645... 4 (2+2) modules, for horizontal and vertical installation. Dimensions: 136.5 x80x9 mm</p>
2+2+2 with distance between centres 57 mm	<p>Flush mounting</p>	<p>3 x 14605 2 modules, without screws</p> <p>3 x 14604 2 modules, with claws</p> <p>3 x 14605 2 modules, without screws</p>	<p>14646... 6 (2+2+2) modules, for horizontal and vertical installation. Dimensions: 193.5x80x9 mm</p>

Neve Up

Control devices	394
Power and signal socket outlets	400
Signalling, protection and detection	404
Comfort and climate	404
Stand alone and hotel solutions	405
Smart home View Wireless	406
Cover plates range	412
Installation types	416

Neve Up





Neve Up

The intelligent choice. Now it's connected. A good solution for any residential, hospitality or office space.

Materials and finishes



White Total Look



Black Total Look



Glossy
Glossy painted technopolymer.




Matt
Matt painted technopolymer.



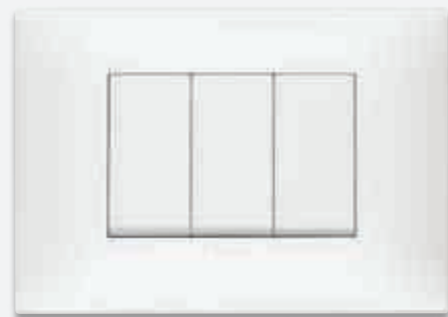
Metal
Technopolymer painted with metallic paint

Neve Up. Free to change.
Flexible modular system installations.

Thanks to the many mounting frames available, ranging from 1 up to a maximum of 7 or 2+2+2+2 modules, control devices and socket outlets sized 1, 2, 3 modules, many solutions can be found for all installation needs. The lighting switch can be completed with the cover plate in the colour and material of your choice.



2 modules



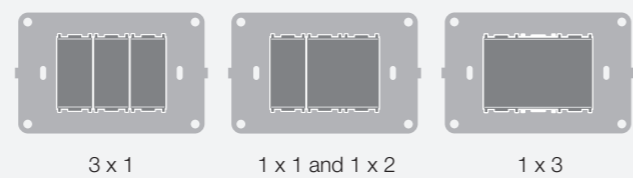
3 modules

Customization and backlighting

Backlit and customized switches are available both in white and carbon matt colours, to easily locate the switch and immediately know its function.

Modular devices

Combinations with 1, 2 and 3 module devices on 3 module mounting frames.




3 x 1

1 x 1 and 1 x 2

1 x 3


COVER PLATES + INTERCHANGEABLE SWITCHES + MOUNTING FRAME



Add and change functions over time, depending on your specific living needs.




2+2 modules

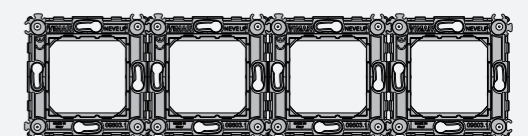
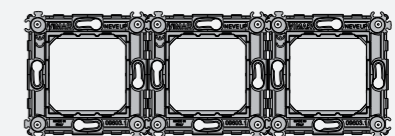
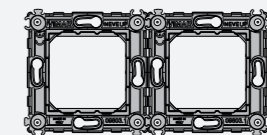
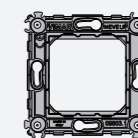


2+2+2 modules, vertical use

2+2+2 modules, horizontal use



Multigang switches can be used horizontally or vertically depending on specific needs of the space.



Neve Up is quality for a quick and easy installation. We take care of every detail.

Your installation, it's easy to fit

Installation is made easier thanks to the mounting frame with interlocking teeth that provide strong and reliable fixing for each single device and allows perfect alignment between switches to create a tidy and visually pleasing stylistic effect. The devices are fixed front-on to the mounting frame, allowing work on the installation at any time without having to remove the mounting frame from the box.



Improved electrical load transmission

The use of noble metals such as silver for the terminal contacts makes the conduction of the electrical load easier, hence lowering the operating temperature of the contacts making the switch last longer.

Screw terminals

The metal plate in the terminals is curved: a Vimar refinement allowing different cross section wires to be held in place when clamped even at the same time. Secure fastening is assured for both signal circuit cables with cross-section 0,5-2,5 mm² and power circuit cables with cross-section 1,5-2,5 mm².

It's easy and flexible to upgrade over time

- Front clamping system for an easy mechanism installation when the support frame is already installed on the wall
- Specially designed terminal blocks prevent the mechanism to be put under strain when the screw is overloosened, allowing a power drill to be used for tightening and loosening the screws without damaging the mechanism



Perfect alignment of buttons on the mounting frame

The stiffness of the mounting frame along with the small production tolerances provide the required dimensional accuracy to guarantee perfect aligned rockers. The special structure also makes it possible to compensate for the thickness of the mounting box for plasterboard, guaranteeing the perfect fit of the cover plate with the wall.

Perfect styling result, even on plasterboard walls.

Neve Up is the ideal on plasterboard

The special structure of the mounting frame affords an attractive flush-fit effect, where the cover plate blends in seamlessly with the wall. In installations on plasterboard walls, it also covers the protrusion of the mounting box perfectly.




Vimar patented SICURY safety shutter.

No play, perfect aesthetics

The cover plate is capable on engulfing the box that protrudes out of the wall, leaving no space between the cover plate and the wall itself, for aesthetics without compromise.

Mounting features


Standard installation



Composition	Boxes	Frames	Devices	Cover plates
 1-central module, round box 2 modules, round box	 Flush mounting	 With/without screws or with claws	 1 module 1 x 2 modules 2 x 1 module	 1-central module* 2 modules*
 2-central modules, for round or 3-module box	 Flush mounting Flush mounting	 With screws With screws	 2 modules 2 x 1 module	 2-central modules*, vertical way 2-central modules*, horizontal way
 From 1-central and 2-separate modules, for 3-module box From 3 to 7 modules	 Flush mounting	 With screws With screws With screws	 1 module 2 x 1 module 1 and 2 modules 3 x 1 module 3 modules	 1-central modules* 2-separate modules* From 3 to 7 modules* Blank module*
Plana devices installation				
 3 modules with Plana devices	 Flush mounting	 Mounting frame for Plana devices, with screws	 3 x 1 module, Plana devices	 Neve Up cover plate, 3 modules*

Mounting features

German and French standards



Composition	Box	Frame	Device	Cover plate
<p>2 modules, ø 60 and 65 mm mounting box</p>			<p>1-gang switch, 2 modules</p>	<p>2 modules*</p>
<p>2+2 modules, 71 mm between centres</p>			<p>2 x 2 modules in vertical</p> <p>2 x 2 modules in horizontal</p>	<p>vertical</p> <p>horizontal</p>
<p>2+2+2 modules, 71 mm between centres</p>			<p>3 x 2 modules in vertical</p> <p>3 x 2 modules in horizontal</p>	<p>vertical</p> <p>horizontal</p>
<p>2+2+2+2 modules, 71 mm between centres</p>			<p>4 x 2 modules in vertical</p> <p>4 x 2 modules in horizontal</p>	<p>vertical</p> <p>horizontal</p>

* For other combinations, see the installation types from page 418

White				Carbon Matt			
-------	--	--	--	-------------	--	--	--

Blank modules and cable outlets

09040 Blank module. Depth: 8 mm	09041 Blank module. Depth: 9 mm	09044 Cable outlet. Depth: 11,1 mm	09042 Copriforo - 2 moduli. Prof.tà: 11,1 mm	09040.CM Blank module. Depth: 8 mm	09041.CM Blank module. Depth: 9 mm	09044.CM Cable outlet. Depth: 11,1 mm	09042.CM Copriforo - 2 moduli. Prof.tà: 11,1 mm

1P 1-way switches 250 V~

09001 16 AX. Depth: 23,1 mm	09001.2 16 AX, - 2 modules. Depth: 23,1 mm	09001.CM 16 AX. Depth: 23,1 mm	09001.2.CM 16 AX, - 2 modules. Depth: 23,1 mm

2P 1-way switches 250 V~ (lightable*)

09015 16 AX. Depth: 32,7 mm	09016 20 AX. Depth: 25,4 mm	09016.G 20 AX. Depth: 25,4 mm	09016.2.G 20 AX, - 2 modules. Depth: 25,4 mm	09015.CM 16 AX. Depth: 32,7 mm	09016.CM 20 AX. Depth: 25,4 mm	09016.G.CM 20 AX. Depth: 25,4 mm	09016.2.G.CM 20 AX, - 2 modules. Depth: 25,4 mm



09020
32 A,
- 2 modules.
Depth: 30,5 mm



09020.CM
32 A,
- 2 modules.
Depth: 30,5 mm

White		Carbon Matt	
-------	--	-------------	--

Connected actuators - backside installation

03981
Control device with NO 100-240 V 50/60 Hz relay output for 500 W incandescent lamps, 100 W LED lamps, 250 VA electronic transformers, 120 W fluorescent lamps, remote control, 1 input for wired control to recall a scenario, Bluetooth® wireless technology 5.0 for View Wireless mesh system and Zigbee 3.0



1P 2-way switches 250 V~

09005 16 AX. Depth: 23,1 mm	09005.2 16 AX, - 2 modules. Depth: 23,1 mm	09005.CM 16 AX. Depth: 23,1 mm	09005.2.CM 16 AX, - 2 modules. Depth: 23,1 mm

1P reversing switches 250 V~

09013 16 AX. Depth: 26,7 mm	09013.2 16 AX, - 2 modules. Depth: 26,7 mm	09013.CM 16 AX. Depth: 26,7 mm	09013.2.CM 16 AX, - 2 modules. Depth: 26,7 mm

1P NO push buttons 250 V~

09008 10 A. Depth: 23,1 mm	09008.2 10 A, - 2 modules. Depth: 23,1 mm	09008.CM 10 A. Depth: 23,1 mm	09008.2.CM 10 A, - 2 modules. Depth: 23,1 mm

White

Carbon Matt

Quid - Magnetic relay modules for lighting - backside installation



03991
ON/OFF sequence pulse relay module, 1 input for NO push button, 1 NO 10 A 220-240 V~ 50/60 Hz relay output

03992
ON/OFF sequence pulse relay module, 1 input for NO push button, 1 input for reset push button, 1 NO 10 A 220-240 V~ 50/60 Hz relay output, luminous signalling of load status

03994
Quid magnetic relay module with sequential ON/OFF pulses, 1 input for NO push-button on phase (L) or on neutral (N), 1 NO relay output 10 AX 220-240 V~ 50/60 Hz.

03993
ON/OFF sequence pulse relay module, 1 input for NO push button, 2 NO 10 A 220-240 V~ 50/60 Hz sequence relay outputs



▲ 01490
Quid magnetic relay module with sequential ON/OFF pulses, 1 input for NO push button, 1 input for NO reset push button, 1 input for NO set push button, 1x10 A 220-240 V~ 50/60 Hz volt-free output, installation on DIN rail (60715 TH35), occupies 1 module size 17.5 mm



▲ 03998
Quid galvanic dividing module, 1 input for NO reset push button from system A (Slave), 1 input for NO reset push button from system B (master), 1 input for system A (slave) neutral, 1 input for system B (master) phase, installation in junction boxes or connector block boxes


Backlit mechanisms° (to be combined with white or carbon matt rockers)



09001.0.250¹
1P 16 AX 250 V~ 1-way switch.
Depth: 23,1 mm



09005.0.250¹
1P 16 AX 250 V~ 2-way switch.
Depth: 23,1 mm



09008.0.12¹
1P NO 10 A 12 V push button.
Depth: 23,1 mm



09008.0.250¹
1P NO 10 A 250 V~ push button.
Depth: 23,1 mm

1-module interchangeable rockers



09021
Not lightable



09021.N
Neutral, lightable



09021.G
Customizable



09026.DND
Do Not Disturb, with diffuser, lightable



09021.CM
Not lightable



09021.N.CM
Neutral, lightable



09021.G.CM
Customizable



09026.DND.CM
Do Not Disturb, with diffuser, lightable



09026.PLS
Please Clean, with diffuser, lightable



09021.C
Bell symbol, lightable



09021.L
Light symbol, lightable



09021.P
Key symbol, lightable



09026.PLS.CM
Please Clean, with diffuser, lightable



09021.C.CM
Bell symbol, lightable



09021.L.CM
Light symbol, lightable



09021.P.CM
Key symbol, lightable



09021.F
Fan symbol, lightable



09021.H
Flame symbol, lightable



09021.S
Switch ON symbol, lightable



09021.F.CM
Fan symbol, lightable



09021.H.CM
Flame symbol, lightable



09021.S.CM
Switch ON symbol, lightable

White

Carbon Matt

2-module interchangeable buttons



09022
Not lightable



09022.N
Neutral, lightable



09022.CM
Not lightable



09022.N.CM
Neutral, lightable

1P special switches 250 V~



09052
NO 10 A, cord-operated.
Depth: 24,7 mm



09050
NO 10 A, with lightable name-plate - 2 modules.
Depth: 25,2 mm



09052.CM
NO 10 A, cord-operated.
Depth: 24,7 mm

1P push buttons 250 V~



09066
Two independent NO 10 A
Depth: 29 mm



09066.CM
Two independent NO 10 A
Depth: 29 mm

Switches for roller blind control 250 V~



09060
2P 10 AX 2-way switch, OFF-central.
Depth: 33,5 mm



09062
1P NO 10 A 2-interlocked push buttons.
Depth: 29 mm



09060.CM
2P 10 AX 2-way switch, OFF-central.
Depth: 33,5 mm



09062.CM
1P NO 10 A 2-interlocked push buttons.
Depth: 29 mm

Quid - Electronic relay modules and control unit modules for roller shutters



03996
Centralizable relay module, slot orientation, with relay outputs for cosφ 0,6 motor 2 A 220-240 V~ 50/60 Hz, position saving, for backside or junction boxes installation



03997
Control unit module, 2 inputs for NO push button, 6 outputs for Quid roller shutter relay module (03996), 220-240 V~ 50/60 Hz power supply, for backside or junction boxes installation

White Carbon Matt

Dimmers**

09135.1 MASTER, universal 09135.1.120 As above, 120 V~, Depth: 41,5 mm	09153 100-500 W push-push + potentiometer, 230 V~. Depth: 40 mm	*09146 60-900 W 30-300 VA, potentiometer, 230 V~. Depth: 40 mm	09147 30-500 W 30-300 VA, potentiometer, 120 V~. Depth: 40 mm	09135.1.CM MASTER, universal 09135.1.120.CM As above, 120 V~, Depth: 41,5 mm	09153.CM 100-500 W push-push + potentiometer, 230 V~. Depth: 40 mm	*09146.CM 60-900 W 30-300 VA, potentiometer, 230 V~. Depth: 40 mm	09147.CM 30-500 W 30-300 VA, potentiometer, 120 V~. Depth: 40 mm

Dimmer - controllable loads

Type DIMMER	UNIVERSAL							
	09135.1				09135.1.120			
	2-wire connection		3-wire connection		2-wire connection		3-wire connection	
LOADS	LE	TE	LE	TE	LE	TE	LE	TE
Incandescence	40 ÷ 400 W	40 ÷ 300 W	40 ÷ 400 W	40 ÷ 300 W	40 ÷ 400 W	40 ÷ 300 W	40 ÷ 400 W	40 ÷ 300 W
Compact fluorescent lamps (CFL)	10 ÷ 100 W max 5 lamps	10 ÷ 200 W max 10 lamps	10 ÷ 100 W max 5 lamps	10 ÷ 200 W max 10 lamps	10 ÷ 100 W max 5 lamps	10 ÷ 200 W max 10 lamps	10 ÷ 100 W max 5 lamps	10 ÷ 200 W max 10 lamps
LED	5 ÷ 100 W max 10 lamps	5 ÷ 200 W max 20 lamps	3 ÷ 100 W max 10 lamps	3 ÷ 200 W max 20 lamps	5 ÷ 100 W max 10 lamps	5 ÷ 200 W max 20 lamps	3 ÷ 100 W max 8 lamps	3 ÷ 200 W max 16 lamps
Electronic transformers for halogen lamps	40 ÷ 300 VA max 3 transformers type	40 ÷ 300 VA max 5 transformers type	40 ÷ 300 VA max 3 transformers type	40 ÷ 300 VA max 5 transformers type	40 ÷ 300 VA max 3 transformers type	40 ÷ 300 VA max 5 transformers type	40 ÷ 300 VA max 3 transformers type	40 ÷ 300 VA max 5 transformers type

Dimmer - controllable loads

Type DIMMER	STANDARD		
	09153 (with push-push switch and rotary potentiometer control)	09146 (with rotary potentiometer)	09147 (with rotary potentiometer)
Incandescence	100 - 500 W	60 - 900 W	30 - 500 W
Ferromagnetic transformers for halogen lamps		60 - 300 VA 230 V~, 50/60 Hz	30 - 300 VA 120 V~, 50/60 Hz

Infrared switches

09181 Lighting switch, NO 6 A 230 V~ relay output, 50/60 Hz. Depth: 37 mm	09181.CM Lighting switch, NO 6 A 230 V~ relay output, 50/60 Hz. Depth: 37 mm

White Carbon Matt

Smart radio frequency devices

03955 Flat control with four push buttons with 868 MHz radio frequency transmitter, EnOcean standard, energy harvesting power supply provided by the built-in electro-dynamic generator, 2 modules.		03925 Flat control with four push buttons with 2.4 GHz radio frequency transmitter, Bluetooth Low Energy standard, energy harvesting power supply provided by the built-in electro-dynamic generator, 2 modules.	Compatible with CASAMBI Compatible with View Wireless system	03905 Flat control with four push buttons with 2.4 GHz radio frequency transmitter, ZigBee Green Power standard without batteries, power supply provided by the built-in electro-dynamic generator, 2 modules.		03906 Flat control with four push buttons with 2.4 GHz radio frequency transmitter, ZigBee Green Power and Friends of Hue standard, energy harvesting power supply provided by the built-in electro-dynamic generator, 2 modules.		




01796.2
Multi-function actuator with relay output NO 10 A 230 V~, programmable with switch function for local control, local input transferable as ON/OFF circuit to other EnOcean® actuators, power supply 230 V~ 50/60 Hz.



01798
EnOcean® actuator with 2 NO relay outputs 5 A 230 V~, 2 programmable inputs with switch function for local control, power supply 230 V~ 50/60 Hz



09507
Mounting frame for surface mounting of EnOcean, Bluetooth, ZigBee radio controls to be completed with Neve UP 2-module cover plates



09507.CM
Mounting frame for surface mounting of EnOcean, Bluetooth, ZigBee radio controls to be completed with Neve UP 2-module cover plates



09506
1-module interchangeable button for EnOcean, Bluetooth, ZigBee radio control - 2 pieces



09506.2
2-module interchangeable button for EnOcean, Bluetooth, ZigBee radio control



09506.CM
1-module interchangeable button for EnOcean, Bluetooth, ZigBee radio control - 2 pieces



09506.2.CM
2-module interchangeable button for EnOcean, Bluetooth, ZigBee radio control


Socket outlets

White Carbon Matt

SICURY 2P+E Italian standard socket outlets 250 V~



SICURY 2P+E socket outlets 250 V~ - German standard




SICURY 2P+E socket outlets 250 V~ - French standard



Socket outlets 250 V~ - Euro-American standard



Socket outlets 127 V~ - USA and Arabian standard




Socket outlets

White Carbon Matt

SICURY 2P+E socket outlets 250 V~ - Israeli standard



SICURY 2P+E socket outlets 250 V~ - Multistandard



Socket outlets 2P+E 15 A 125 V~ 60 Hz - American standard



Possible matches between plugs and sockets according to different national standards

PLUG \ SOCKET OUTLET	German		Italian			French	Euroamerican				American Saudi Arabian				Israeli	Multistandard
	09208..	09201..	09203..	09209..	09210..	09212..	09233	09234	09248	09249	09242	09245	09243	09246	09240	09257
S10 Italian standard	●	●	●	●	●	●	●	●	●	●					●	●
S11 Italian standard		●	●	●	●											
S17 Italian standard			●	●	●											
2P 2,5 A Europlug	●	●	●	●	●	●	●	●	●						●	●
2P+E 16 A 250 V~ German standard	●			●	●		○	○	○	○					○	○
2P+E 16 A 250 V~ German and French standards	●			●	●	●	○	○	○	○					○	
2P 16 A 250 V~ German and French standards	●			●	●	●	●	●	●						●	
2P+E 16 A 250 V~ French standard				○	○	●	○	○	○						○	
2P+E 10 A 250 V~ Swiss standard																●
2P+E 16 A 250 V~ Israeli standard															●	
2P+E 5 A 250 V~ English standard																●
2P+E 13 A 250 V~ English standard																●
2P+E 15 A 125 V~ American standard								●	●	●	●	●	●	●		
2P 15 A 127 V~ American and Saudi Arabian standards										●	●	●	●			
2P+E 10 A 250 V~ Brazilian standard																●
2P+E 10 A 250 V~ Chinese standard																●
2P+E 10 A 250 V~ Australian standard																●

● Plug standard matches socket outlet; ○ Plug standard matches the socket outlet without earth connection.

Socket outlets • Signal reception socket outlets

White

Carbon Matt

Shaver supply units



09290
230 V~ 50/60 Hz, with 20 VA isolating transformer, 230 V~ and 120 V~ outputs - 3 modules. Depth: 42 mm



09290.CM
230 V~ 50/60 Hz, with 20 VA isolating transformer, 230 V~ and 120 V~ outputs - 3 modules. Depth: 42 mm

SICURY 2P+E socket outlets 250 V~ (for dedicated supply lines)



09203.R
Bpresa 16 A P17/11, red. Depth: 23,2 mm



09210.R
16 A, universal, red - 2 modules. Depth: 26,4 mm



09208.A
16 A, German, orange - 2 modules. Depth: 29,5 mm



09208.R
16 A, German, red - 2 modules. Depth: 29,5 mm



09208.V
16 A, German, green - 2 modules. Depth: 29,5 mm



09240.R
16 A, Israeli, red - 2 modules. Depth: 29,7 mm

USB supply unit



09292
7,5 W 1,5 A, 1 USB-A, 120-240 V~ 50/60 Hz. Depth: 37 mm



09292.AC.15
15 W, USB A+C, 120-240 V~ 50/60 Hz. Depth: 37 mm



09292.CC
15 W 3 A, USB C+C, 120-240 V~ 50/60 Hz. Depth: 37 mm



09292.CM
7,5 W 1,5 A, 1 USB-A, 120-240 V~ 50/60 Hz. Depth: 37 mm



09292.AC.15.CM
15 W, USB A+C, 120-240 V~ 50/60 Hz. Depth: 37 mm



09292.CC.CM
15 W 3 A, USB C+C, 120-240 V~ 50/60 Hz. Depth: 37 mm



09292.C.25
25 W, 1 uscita USB-C, 120-240 V~ 50/60 Hz. Depth: 37 mm



09292.C.25.CM
25 W, 1 uscita USB-C, 120-240 V~ 50/60 Hz. Depth: 37 mm

Special socket outlets



09330
2P 6 A 24 V (SELV), for 01620 plug. Depth: 25 mm



09330.CM
2P 6 A 24 V (SELV), for 01620 plug. Depth: 25 mm

Phone socket outlets



09320
RJ11, 6-position 4-contact (6/4). Depth: 33,6 mm



09324
Israeli standard, screw terminals. Depth: 33,4 mm



09320.CM
RJ11, 6-position 4-contact (6/4). Depth: 33,6 mm



09324.CM
Israeli standard, screw terminals. Depth: 33,4 mm

Signal reception socket

White

Carbon Matt

Coaxial TV-RD-SAT 5-2400 MHz socket outlets (output Ø 9,5 mm male and F-type female)



09300.01
Male, single connection 1 dB. Depth: 26,1 mm



09300.10
Male, through-line 10 dB. Depth: 26,1 mm



09302.01
Demix, male and F-type, single connection 1 dB - 2 modules. Depth: 22,1 mm



09300.01.CM
Male, single connection 1 dB. Depth: 26,1 mm



09300.10.CM
Male, through-line 10 dB. Depth: 26,1 mm



09302.01.CM
Demix, male and F-type, single connection 1 dB - 2 modules. Depth: 22,1 mm

Coaxial TV-FM-SAT 5-2400 MHz socket outlets (3 outputs: Ø 9,5 mm male and female + F-type)



09303
Single connection 1 dB - 2 modules. Depth: 22 mm



09303.CM
Single connection 1 dB - 2 modules. Depth: 22 mm

Coaxial TV 40-862 MHz socket outlets (1 output: Ø 9,5 mm female) and F-type socket outlets



***09313**
Single connection. Depth: 29 mm



09318
With F-type female connector. Depth: 9 mm



***09313.CM**
Single connection. Depth: 29 mm



09318.CM
With F-type female connector. Depth: 9 mm

Terminal resistors and coaxial TV-RD-SAT 2400 MHz connectors



16330
Z 75 Ω, for frequencies up to 2400 MHz



01644
Male, axial cable entry



01645
Female, axial cable entry



01634
Male, 90°-cable entry



01635
Female, 90°-cable entry



01654
Male, F-type, for RG59 cable

RJ45 data ports



09338.9
Netsafe, Cat. 5e, UTP. Depth: 26 mm



09339.6
Netsafe, Cat. 6, UTP 110. Depth: 34,2 mm



09339.14
Netsafe, Cat. 6, FTP. Depth: 39,7 mm



09339.16
Netsafe, Cat. 6a, FTP. Depth: 39,7 mm



Δ 09338.C
Adaptor, RJ45 Cat. 5/6 AMP, Keystone, Lucent T. Depth: 9 mm



09338.9.CM
Netsafe, Cat. 5e, UTP. Depth: 26 mm



09339.6.CM
Netsafe, Cat. 6, UTP 110. Depth: 34,2 mm



09339.14.CM
Netsafe, Cat. 6, FTP. Depth: 39,7 mm



09339.16.CM
Netsafe, Cat. 6a, FTP. Depth: 39,7 mm



Δ 09338.C.CM
Adaptor, RJ45 Cat. 5/6 AMP, Keystone, Lucent T. Depth: 9 mm

White	Carbon Matt
-------	-------------

Keystone universal adaptors



09339.C
Adaptor,
Keystone.
Depth: 9 mm



09339.C.CM
Adaptor,
Keystone.
Depth: 9 mm

Electromechanical bells - Buzzers



09372.SR
Ringtone/buzzer
120 V~ 50-60 Hz.
Depth: 31.8 mm



09373.SR
Ringtone/buzzer
230 V~ 50-60 Hz.
Depth: 31.8 mm



09372.SR.CM
Ringtone/buzzer
120 V~ 50-60 Hz.
Depth: 31.8 mm



09373.SR.CM
Ringtone/buzzer
230 V~ 50-60 Hz.
Depth: 31.8 mm

Double pilot lights (for signalling unit)



09388
Dual indicator light for 2 signalling
units, neutral diffusers
Depth: 23 mm



09388.CM
Dual indicator light for 2 signalling
units, neutral diffusers
Depth: 23 mm

TORCIA, electronic hand-lamps (with automatic emergency device)



09395
With high-efficiency LED,
230 V~ 50/60 Hz - 2 modules.
Depth: 41,3 mm



09395.CM
With high-efficiency LED,
230 V~ 50/60 Hz - 2 modules.
Depth: 41,3 mm



00910
Ni-MH 4,8 V 80 mAh battery,
spare part for TORCIA

Thermostats and timer-thermostats (heating and air-conditioning)



09470
Rotary dial thermostat for ambient temperature control,
5(2) A 240 V~ relay output, heating and air-conditioning
ON/OFF, class I temperature control device (contribution
1%) in ON/OFF mode, white LED backlighting and
brightness regulation, 100-240 V 50/60 Hz - 2 modules.
Depth: 28,5 mm



09470.CM
Rotary dial thermostat for ambient temperature control,
5(2) A 240 V~ relay output, heating and air-conditioning
ON/OFF, class I temperature control device (contribution
1%) in ON/OFF mode, white LED backlighting and
brightness regulation, 100-240 V 50/60 Hz - 2 modules.
Depth: 28,5 mm



02900.1
Electronic thermostat for ON/OFF ambient temper-
ature control (heating and air-conditioning),
class I temperature control device (contribution
1%), change-over relay output 5(2) A 240 V~,
AA LR6 1,5 V battery-powered (not supplied),
surface mounting, white



01910
Electronic timer-thermostat for ON/OFF ambient
temperature control (heating and air-conditioning),
daily/weekly programming, class I temperature
control device (contribution 1%), change-over relay
output 5(2) A 250 V~, AA LR6 1,5 V battery-
powered (not supplied), surface mounting, white

White	Carbon Matt
-------	-------------

Switches for fan coil speed adjustment



09063
2P 10 AX 250 V~
switch for fan coil



09134
Leading-edge 220-240
V~ for fans 15-150 W,
ON/OFF control and
regulation by built-in
push button or via NO
peripheral push buttons,
4-speed adjustment,
Superslow function, vis-
ible in darkness



09134.120
Leading-edge 120 V~
for fans 15-150 W, ON/
OFF control and regula-
tion by built-in push but-
ton or via NO peripheral
push buttons, 4-speed
adjustment, Superslow
function, visible in dark-
ness



09063.CM
2P 10 AX 250 V~
switch for fan coil



09134.CM
Leading-edge 220-240
V~ for fans 15-150 W,
ON/OFF control and
regulation by built-in
push button or via NO
peripheral push buttons,
4-speed adjustment,
Superslow function, vis-
ible in darkness



09134.120.CM
Leading-edge 120 V~
for fans 15-150 W, ON/
OFF control and regula-
tion by built-in push but-
ton or via NO peripheral
push buttons, 4-speed
adjustment, Superslow
function, visible in dark-
ness

Hotel solutions



09026.DND
1-module interchan-
geable button, Do
Not Disturb, with
diffuser, lightable



09026.PLS
1-module interchan-
geable button, Please
Clean, with diffuser,
lightable



09388.SC
Double room status
indicator for 2 signalling
units: do not disturb and
make up room



09026.DND.CM
1-module interchan-
geable button, Do Not
Disturb, with diffuser,
lightable



09026.PLS.CM
1-module interchan-
geable button, Please
Clean, with diffuser,
lightable



09388.SC.CM
Double room status
indicator for 2 signalling
units: do not disturb and
make up room



09097
1P NO 10 A 230 V~ push button,
for hotel "Do Not Disturb" and
"Please Clean" lightable
- 2 modules. Depth: 27,2 mm



***09257**
2P+E 13 A 250 V~
SICURY socket outlet,
multistandard
- 2 modules.
Depth: 18,7 mm



09290
Shaver supply unit with 20 VA
isolating transformer, 230 V~ 50/60 Hz,
230 V~ and 120 V~ outputs
- 3 modules.
Depth: 42 mm



***09257.CM**
2P+E 13 A 250 V~
SICURY socket outlet,
multistandard
- 2 modules.
Depth: 18,7 mm



09290.CM
Shaver supply unit with 20 VA
isolating transformer, 230 V~ 50/60 Hz,
230 V~ and 120 V~ outputs
- 3 modules.
Depth: 42 mm



09463
Electronic switch, vertical
pocket, 120-230 V~
50/60 Hz - 2 modules.
Depth: 24,7 mm



09465
Electronic switch, vertical pocket,
230 V~ 50/60 Hz, 24 V~/24 Vdc (SELV)
- 3 modules. Depth: 37 mm



09463.CM
Electronic switch, vertical
pocket, 120-230 V~
50/60 Hz - 2 modules.
Depth: 24,7 mm



09465.CM
Electronic switch, vertical pocket,
230 V~ 50/60 Hz, 24 V~/24 Vdc (SELV)
- 3 modules. Depth: 37 mm

White

Carbon Matt

Gateway




09597
IoT Bluetooth Wi-Fi Gateway for integration, configuration, supervision of VIEW Wireless, via Cloud and App for smartphone, tablet, 100-240 V 50/60 Hz power supply - 2 modules
Depth: 37.2 mm



09597.CM
IoT Bluetooth Wi-Fi Gateway for integration, configuration, supervision of VIEW Wireless, via Cloud and App for smartphone, tablet, 100-240 V 50/60 Hz power supply - 2 modules
Depth: 37.2 mm



0K14597.01
Wi-Fi Bluetooth wireless technology gateway for integration, configuration and supervising of View Wireless system by Cloud and app for smartphone and tablet, supply voltage 100-240 V 50/60 Hz, on DIN (60715 TH35) rail installation, occupies 2 17,5 mm modules



Gateway installed into the supplied frame for DIN rail



Mounting frames for iPads



01430
Support for 10.9-11 inch iPad devices, comprising a decorative frame with surface-mounting with wall plugs, supplied with type C USB cable and no power supply unit, black



01430.B
Support for 10.9-11 inch iPad devices, comprising a decorative frame with surface-mounting with wall plugs, supplied with type C USB cable and no power supply unit, white



01430.N
Support for 10.9-11 inch iPad devices, comprising a decorative frame with surface-mounting with wall plugs, supplied with type C USB cable and no power supply unit, Next

White

Carbon Matt

Supervision



▲01426
IP supervisor with 10-inch touch display in 16:10 format (1920x1200), equipped with proximity sensor, environmental brightness sensor and RGB signalling LED for status notifications. Designed to control By-me Plus, View Wireless, By-alarm Plus, Elvox IP Video door entry and Due Fili Plus systems via the respective system gateways as well as live viewing of Elvox IP and Wi-Fi CCTV cameras via RTSP streams. PoE or 24-30 VDC power supply, surface mounting with bracket on 2M mounting box, BS square mounting box, 3M rectangular horizontal and vertical and 8M (4+4) mounting box, black



▲01426.B
IP supervisor with 10-inch touch display in 16:10 format (1920x1200), equipped with proximity sensor, environmental brightness sensor and RGB signalling LED for status notifications. Designed to control By-me Plus, View Wireless, By-alarm Plus, Elvox IP Video door entry and Due Fili Plus systems via the respective system gateways as well as live viewing of Elvox IP and Wi-Fi CCTV cameras via RTSP streams. PoE or 24-30 VDC power supply, surface mounting with bracket on 2M mounting box, BS square mounting box, 3M rectangular horizontal and vertical and 8M (4+4) mounting box, white



▲01423
IP supervisor with 7-inch touch display in 16:10 format (1280x800), equipped with proximity sensor, environmental brightness sensor and RGB signalling LED for status notifications. Designed to control By-me Plus, View Wireless, By-alarm Plus, Elvox IP Video door entry and Due Fili Plus systems via the respective system gateways as well as live viewing of Elvox IP and Wi-Fi CCTV cameras via RTSP streams. PoE or 24-30 VDC power supply. Surface mounting with bracket on 2M mounting box, BS square mounting box, 3M rectangular horizontal and vertical mounting box, black.



▲01423.B
IP supervisor with 7-inch touch display in 16:10 format (1280x800), equipped with proximity sensor, environmental brightness sensor and RGB signalling LED for status notifications. Designed to control By-me Plus, View Wireless, By-alarm Plus, Elvox IP Video door entry and Due Fili Plus systems via the respective system gateways as well as live viewing of Elvox IP and Wi-Fi CCTV cameras via RTSP streams. PoE or 24-30 VDC power supply. Surface mounting with bracket on 2M mounting box, BS square mounting box, 3M rectangular horizontal and vertical mounting box, white



40517
Wall-mounted Tab 7S Up hands-free video entryphone for Due Fili Plus system, integrated Wi-Fi for call forwarding to smartphone with dedicated App, with 7" touch-screen colour LCD display, capacitive keyboard for video door entry functions and intercom calls, video voicemail, teleloop for hearing aids, supervision of the View Wireless smart home automation system to control lights, roller shutters, sensors and scenarios, complete with bracket for fixing in round or rectangular mounting box, surface mounting or semi-flush mounting, white



40515
Wall-mounted Tab 5S Up hands-free video entryphone for Due Fili Plus system, integrated Wi-Fi for call forwarding to smartphone with dedicated App, with 5" touch-screen colour LCD display, capacitive keyboard for video door entry functions and intercom calls, video voicemail, teleloop for hearing aids, supervision of the View Wireless smart home automation system to control lights, roller shutters, sensors and scenarios, complete with bracket for fixing in round or rectangular mounting box, surface mounting or semi-flush mounting, white



40517.04
As above, black



40515.04
As above, black



6923
Additional power supply unit for Due Fili video door entry system with 28 V d.c. output, power supply 230 V~ 50/60 Hz 15 VA, installation on DIN rail (60715 TH35), occupies 4 modules size 17.5 mm



With **Vimar View** App (for the user) and **View Wireless** App (for the installer) available in Apple and Google Play stores.

White

Carbon Matt

Connected 2-way switch for lights



09592
VIEW Wireless electronic 2-way switch with 100-240 V 50/60 Hz relay output for 500 W incandescent lamps, 100W LED lamps, 250 VA electronic transformers, 120 W fluorescent lamps, local or remote control, double IoT technology on Bluetooth 5.0 standard for the creation of VIEW Wireless mesh system and on Zigbee 3.0 standard, 1 input for external button for actuator control or to recall a scenario, RGB LED visible in darkness with brightness control, 100-240 V 50/60 Hz power supply
Depth: 37.9 mm



09592.2
As for 09592, 2 modules
Depth: 37.9 mm



09592.CM
VIEW Wireless electronic 2-way switch with 100-240 V 50/60 Hz relay output for 500 W incandescent lamps, 100W LED lamps, 250 VA electronic transformers, 120 W fluorescent lamps, local or remote control, double IoT technology on Bluetooth 5.0 standard for the creation of VIEW Wireless mesh system and on Zigbee 3.0 standard, 1 input for external button for actuator control or to recall a scenario, RGB LED visible in darkness with brightness control, 100-240 V 50/60 Hz power supply
Depth: 37.9 mm



09592.2.CM
As for 09592.CM, 2 modules
Depth: 37.9 mm

Connected controls for roller shutters



09594.0
VIEW Wireless electronic control device for 1 roller shutter with slat orientation and change-over relay output for cosφ 0.6 motor 2 A 100-240 V~ 50/60 Hz, local control with push button or remote control, double IoT technology on Bluetooth® technology 5.0 standard for the creation of VIEW Wireless mesh system and on Zigbee 3.0 standard, 1 input for external push button to recall a scenario, favourite position recall function, RGB LED visible in darkness with brightness control, 100-240 V 50/60 Hz power supply, to be completed with two interchangeable half-button caps, 1 Neve UP module.
Depth: 37.9 mm



09755.2
Two 1-module interchangeable arrow symbol half-button caps, 1 module



09755.2.CM
Two 1-module interchangeable arrow symbol half-button caps, 1 module

Connected actuator for roller shutters



03982
Actuator for 1 roller shutter with slat orientation and change-over relay output for cosφ 0,6 motor 2 A 100-240 V~ 50/60 Hz, remote control, Bluetooth® wireless technology 5.0 for View Wireless mesh system and Zigbee 3.0



03983
VIEW Wireless electronic module with 3 programmable digital inputs for potential-free contacts, 1 programmable NO/NC relay output for SELV voltage-free contact, IoT technology on Bluetooth 5.0 standard to create the VIEW Wireless mesh system, 100-240 V 50/60 Hz power supply, flush mounting (retrofit)



Actuations



03985
View Wireless electronic control actuator with 4 relay outputs 16 A 240 V~, programmable NO/NC with function to control lights, roller shutters with slat orientation, fan coil, climate control, accesses, sprinkler system, push buttons for local control, IoT technology on Bluetooth 5.0 standard for the creation of VIEW Wireless mesh system, 100-240 V 50/60 Hz power supply, installation on DIN rail (60715 TH35), occupies 4 modules size 17.5 mm



03986
View Wireless electronic control actuator with 1 proportional analogue 0/1-10 V output with re-scalable voltage, 1 10 AX relay output 100-240 V~ 50/60 Hz, programmable NO/NC with function to control lights, fan coil, climate control, accesses, sprinkler system, push button for local control, IoT technology on Bluetooth 5.0 standard for the creation of VIEW Wireless mesh system, 100-240 V 50/60 Hz power supply, installation on DIN rail (60715 TH35), occupies 2 modules size 17.5 mm

White

Carbon Matt

Connected dimmers



09595.0
VIEW Wireless electronic dimmer mechanism for 20-200 W incandescent lamps, 2-200 W LED lamps, 20-200 W electronic transformers, double IoT technology on Bluetooth 5.0 standard for the creation of VIEW Wireless mesh system and on Zigbee 3.0 standard, 1 input for external push button for dimmer control or to recall a scenario, dimmer off operation, RGB LED visible in darkness with brightness control, 220-240 V 50/60 Hz power supply, to be completed with Neve UP 1-module interchangeable buttons
Depth: 37.8 mm



09595.0.120
VIEW Wireless electronic dimmer mechanism for 20-200 W incandescent lamps, 2-200 W LED lamps, 20-200 W electronic transformers, double IoT technology on Bluetooth 5.0 standard for the creation of VIEW Wireless mesh system and on Zigbee 3.0 standard, 1 input for external push button for dimmer control or to recall a scenario, RGB LED visible in darkness with brightness control, 120 V 50/60 Hz power supply, to be completed with Neve UP 1-module interchangeable buttons
Depth: 37.8 mm

Connected electronic control



09591.0
VIEW Wireless electronic control mechanism, local control with push button or remote control, double IoT technology on Bluetooth 5.0 standard for the creation of VIEW Wireless mesh system and on Zigbee 3.0 standard, RGB LED visible in darkness with brightness control, 100-240 V 50/60 Hz power supply, to be completed with Neve UP 1-module interchangeable buttons.
Depth: 37.9 mm



09755
Two interchangeable half-button caps, neutral, 1 module



09755.2
Two interchangeable half-button caps, arrow symbol, 1 module



09755.3
Two interchangeable half-button caps, dimmer symbols, 1 module



09755.6
Two interchangeable half-button caps, scenario symbols, 1 module



09755.CM
Two interchangeable half-button caps, neutral, 1 module



09755.2.CM
Two interchangeable half-button caps, arrow symbol, 1 module



09755.3.CM
Two interchangeable half-button caps, dimmer symbols, 1 module



09755.6.CM
Two interchangeable half-button caps, scenario symbols, 1 module

Connected socket outlet actuators



09593
VIEW Wireless electronic control device with NO 16 A 100-240 V~ 50/60 Hz relay output, local control with push button or remote control, double IoT technology on Bluetooth 5.0 standard for the creation of VIEW Wireless mesh system and on Zigbee 3.0 standard, function for measuring the instant power and energy consumed and load cut-off threshold, RGB LED visible in darkness with brightness control, 100-240 V 50/60 Hz power supply. Depth: 40 mm



09593.CM
VIEW Wireless electronic control device with NO 16 A 100-240 V~ 50/60 Hz relay output, local control with push button or remote control, double IoT technology on Bluetooth 5.0 standard for the creation of VIEW Wireless mesh system and on Zigbee 3.0 standard, function for measuring the instant power and energy consumed and load cut-off threshold, RGB LED visible in darkness with brightness control, 100-240 V 50/60 Hz power supply. Depth: 40 mm

Connected actuator



03981
Control device with NO 100-240 V 50/60 Hz relay output for 500 W incandescent lamps, 100 W LED lamps, 250 VA electronic transformers, 120 W fluorescent lamps, remote control, 1 input for wired control to recall a scenario, Bluetooth® wireless technology 5.0 for View Wireless mesh system and Zigbee 3.0



White

Carbon Matt

Connected Energy meter


 Bluetooth®
02963

IoT device for consumption meter/production of instantaneous electricity and consumption logs (with hourly, daily, monthly, annual resolution), load control function (max 8 loads), 1 input for toroidal current sensor supplied, detectable power 25 W-10 kW, single-phase power supply 100-240 V 50/60 Hz, IoT technology on Bluetooth technology 5.0 standard for the creation of VIEW Wireless mesh system, installation on DIN rail (60715 TH35), occupies 1 module measuring 17.5 mm.

Connected thermostats


 Bluetooth®
09474

Dial thermostat with relay output NO 5(2) A 240 V~, 3-speed and proportional fan coil control, IoT technology on Bluetooth technology 5.0 standard for the creation of View Wireless mesh system, 1 input for external temperature sensor, heating and air conditioning in ON/OFF and PID mode, class I temperature control device (contribution 1%) in ON/OFF mode, class IV (contribution 2%) in PID mode, white LED backlighting with brightness control, 100-240 V 50/60 Hz power supply, white - 2 modules. Depth: 28.5 mm


 Bluetooth®
09474.CM

Dial thermostat with relay output NO 5(2) A 240 V~, 3-speed and proportional fan coil control, IoT technology on Bluetooth technology 5.0 standard for the creation of View Wireless mesh system, 1 input for external temperature sensor, heating and air conditioning in ON/OFF and PID mode, class I temperature control device (contribution 1%) in ON/OFF mode, class IV (contribution 2%) in PID mode, white LED backlighting with brightness control, 100-240 V 50/60 Hz power supply, white - 2 modules. Depth: 28.5 mm

Connected thermostatic head

**▲ 03989**

Thermostatic head, IoT technology, Bluetooth technology 5.0 standard for the creation of View Wireless mesh system, heating in PI mode, class IV temperature control device (contribution 2%), display with white LED backlighting, AA alkaline batteries (not rechargeable), installation on radiators equipped with flow control valves. Mechanical adaptors supplied for compatibility with the main valves: RA Danfoss, RAV Danfoss, RAVL, Danfoss, Giacomini, Caleffi, M28x1.5, FAR.

Connected sensors


 Bluetooth®
03980

Magnetic contact for doors and windows, IoT technology on Bluetooth technology 5.0 standard for the creation of View Wireless mesh system, 1 input for voltage-free contact, powered by AA LR6 1.5 V batteries (not supplied), white. For use as an accessory of the connected thermostat or, in combination with the IoT gateway, as a sensor for magnetic contact or voltage-free contact input opening/closing notifications.

White

Carbon Matt

Connected radar sensor


 Bluetooth®
09179

UWB radar sensor, IoT technology on Bluetooth 5.0 standard for the creation of VIEW Wireless mesh system, 1 solid state output for extra low voltage controls (SELV and non SELV), 1 input for external push button for output activation or to recall a scenario, 100-240 V 50/60 Hz power supply. Depth: 39.9 mm


 Bluetooth®
09179.CM

UWB radar sensor, IoT technology on Bluetooth 5.0 standard for the creation of VIEW Wireless mesh system, 1 solid state output for extra low voltage controls (SELV and non SELV), 1 input for external push button for output activation or to recall a scenario, 100-240 V 50/60 Hz power supply. Depth: 39.9 mm


 Bluetooth®
02692

UWB radar sensor, IoT technology on Bluetooth 5.0 standard for the creation of VIEW Wireless mesh system, 1 solid state output for extra low voltage controls (SELV and non SELV), 1 input for external push button for output activation or to recall a scenario, 100-240 V 50/60 Hz power supply, false ceiling installation.


 Bluetooth®
02692.S.1

Round section adaptor for ceiling installation of the IoT connected radar sensor 02692.

Connected access control


 Bluetooth®
09462

NFC/RFID smart card landing reader, card configuration using View Wireless App, Bluetooth technology standard, IoT technology on Bluetooth technology 5.0 standard for the creation of View Wireless mesh system, 1 relay output NO 16 A 100-240 V~ 50/60 Hz, 1 DND input, LED with brightness control, 100-240 V~ 50/60 Hz power supply - 2 modules. Depth: 32.5 mm


 Bluetooth®
09462.CM

NFC/RFID smart card landing reader, card configuration using View Wireless App, Bluetooth technology standard, IoT technology on Bluetooth technology 5.0 standard for the creation of View Wireless mesh system, 1 relay output NO 16 A 100-240 V~ 50/60 Hz, 1 DND input, LED with brightness control, 100-240 V~ 50/60 Hz power supply - 2 modules. Depth: 32.5 mm

**09467**

NFC/RFID smart card reader pocket for installation inside the room, IoT technology on Bluetooth technology 5.0 standard for the creation of View Wireless mesh system, 1 relay output NO 16 A 100-240 V~ 50/60 Hz, 1 configurable input, LED visible in darkness with brightness control, 100-240 V~ 50/60 Hz power supply, Next - 2 modules. Depth: 32.5 mm

**09467.C**

Card holder cover for NFC/RFID reader pocket and badge switch, 2 modules.

**09467.CM**

NFC/RFID smart card reader pocket for installation inside the room, IoT technology on Bluetooth technology 5.0 standard for the creation of View Wireless mesh system, 1 relay output NO 16 A 100-240 V~ 50/60 Hz, 1 configurable input, LED visible in darkness with brightness control, 100-240 V~ 50/60 Hz power supply, Next - 2 modules. Depth: 32.5 mm


**09467.C.CM**

Card holder cover for NFC/RFID reader pocket and badge switch, 2 modules.

Glossy
(Technopolymer)



01 White (Total Look)



02 Ivory




03 Slate grey



04 Black


Matt
(Matt painted technopolymer)




11 Matt white



12 Matt dove grey



13 Matt clay



14 Carbon matt (Total Look)

Metal
(Metallic painted technopolymer)



21 Matt silver



22 Matt nickel



23 Matt titanium



24 Matt copper

NEVE UP

Cover plates: guideline



	1-central-module	2-module	1-central-module	2-separate-module	2-central-module	3-module
Glossy (Technopolymer)						
White (Total Look)	09661.01	09662.01	09671.01	09679.01	09672.01	09673.01
Ivory	09661.02	09662.02	09671.02	09679.02	09672.02	09673.02
Slate grey	09661.03	09662.03	09671.03	09679.03	09672.03	09673.03
Black	09661.04	09662.04	09671.04	09679.04	09672.04	09673.04
Matt (Matt painted technopolymer)						
Matt white	09661.11	09662.11	09671.11	09679.11	09672.11	09673.11
Matt dove grey	09661.12	09662.12	09671.12	09679.12	09672.12	09673.12
Matt clay	09661.13	09662.13	09671.13	09679.13	09672.13	09673.13
Carbon matt (Total Look)	09661.14	09662.14	09671.14	09679.14	09672.14	09673.14
Metal (Metallic painted technopolymer)						
Matt silver	09661.21	09662.21	09671.21	09679.21	09672.21	09673.21
Matt nickel	09661.22	09662.22	09671.22	09679.22	09672.22	09673.22
Matt titanium	09661.23	09662.23	09671.23	09679.23	09672.23	09673.23
Matt copper	09661.24	09662.24	09671.24	09679.24	09672.24	09673.24

NEVE UP

Cover plates: guideline



	3-blank-module	4-module	7-module	2+2-module (between centres 71 mm)	2+2+2-module (between centres 71 mm)	2+2+2+2-module (between centres 71 mm)
09670.01		09674.01	09677.01	09664.01	09666.01	09668.01
09670.02		09674.02	09677.02	09664.02	09666.02	09668.02
09670.03		09674.03	09677.03	09664.03	09666.03	09668.03
09670.04		09674.04	09677.04	09664.04	09666.04	09668.04
09670.11		09674.11	09677.11	09664.11	09666.11	09668.11
09670.12		09674.12	09677.12	09664.12	09666.12	09668.12
09670.13		09674.13	09677.13	09664.13	09666.13	09668.13
09670.14		09674.14	09677.14	09664.14	09666.14	09668.14
09670.21		09674.21	09677.21	09664.21	09666.21	09668.21
09670.22		09674.22	09677.22	09664.22	09666.22	09668.22
09670.23		09674.23	09677.23	09664.23	09666.23	09668.23
09670.24		09674.24	09677.24	09664.24	09666.24	09668.24

NEVE UP
Types of mounting



Module	Box	Frame	Cover plate*
2-central for ø 60 mm and 3-module mounting box	<p>V71001 For masonry GW 650 °C, light blue V71001.AU GW 960 °C, black</p>	<p>09606 2-central module, for horizontal installation</p>	<p>09672... 2-central-module, for horizontal and vertical installation. Dimensions: 120x86x8,5 mm</p>
	<p>V71701 For hollow walls, for frame without claws, GW 850 °C, light blue</p>		
	<p>V71303 For masonry GW 650 °C, light blue V71303.AU GW 960 °C, black</p>		
	<p>V71703 For hollow walls, GW 850 °C, light blue</p>	<p>09607 2-central module, for vertical installation</p>	<p>09672... 2-central-module, for horizontal and vertical installation. Dimensions: 120x86x8,5 mm</p>
	<p>4x2" mounting box</p>		
3	<p>4x2" mounting box</p>	<p>09613 3-module</p>	<p>09671... 1-central-module. Dimensions: 120x86x8,9 mm</p>
	<p>V71303 For masonry GW 650 °C, light blue V71303.AU GW 960 °C, black</p>	<p>09623 3-module, to use for installation of Plana devices</p>	<p>09679... 2-separate-module. Dimensions: 120x86x9 mm</p>
	<p>V71703 For hollow walls, GW 850 °C, light blue</p>		

NEVE UP
Types of mounting






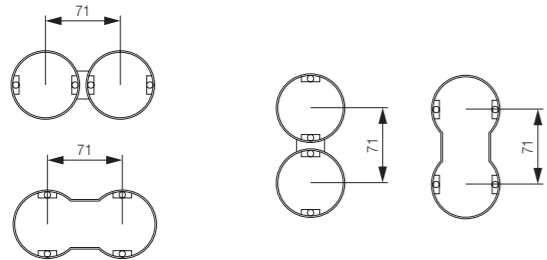
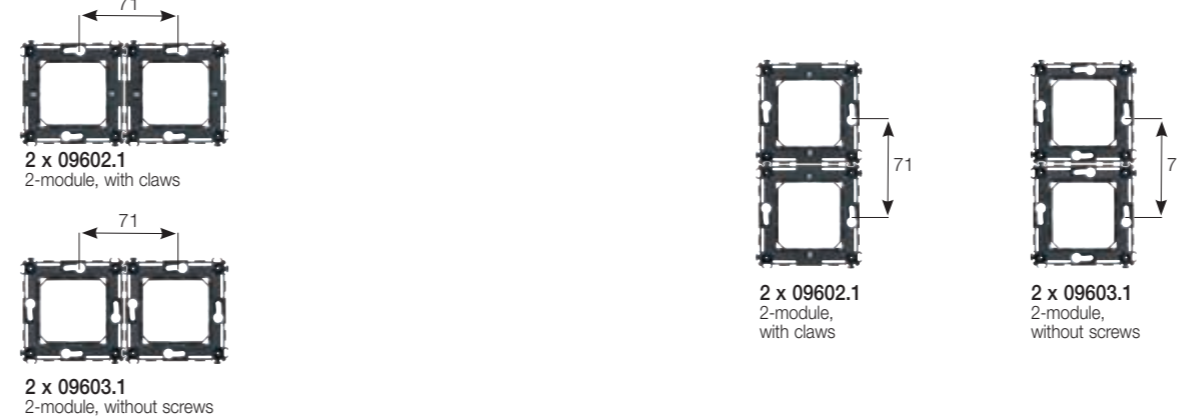

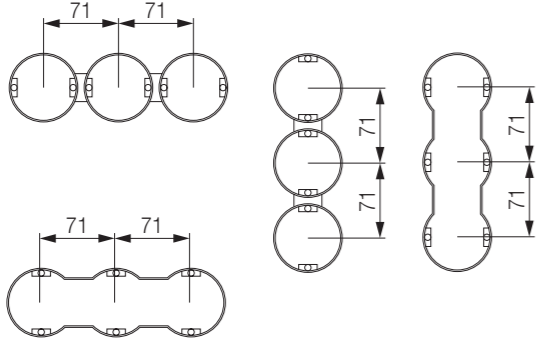
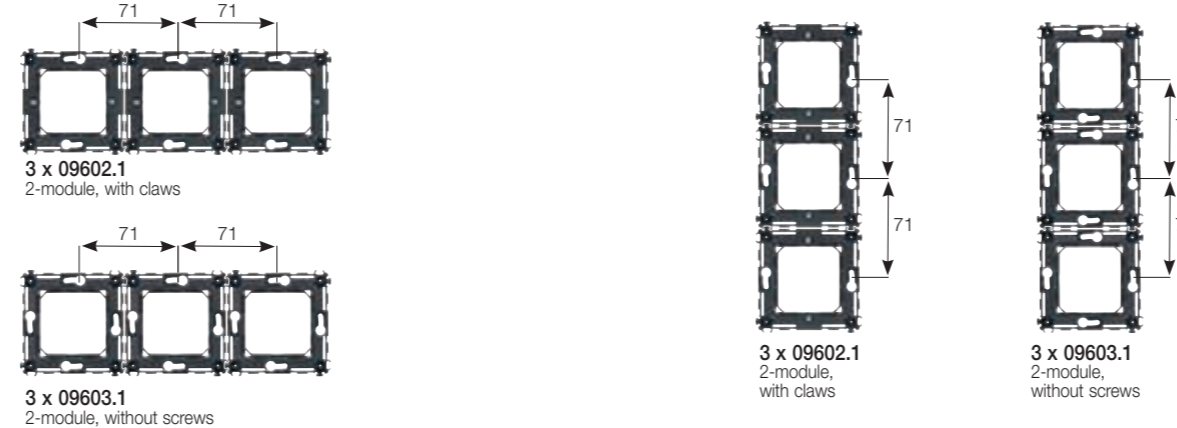

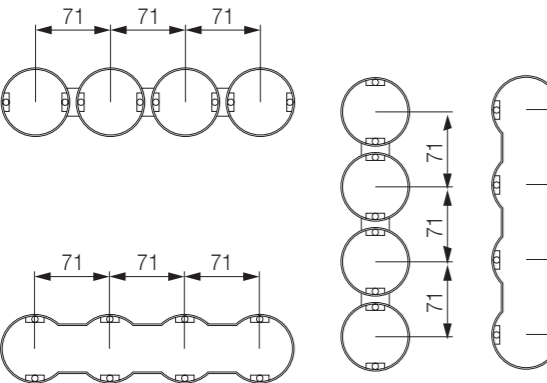
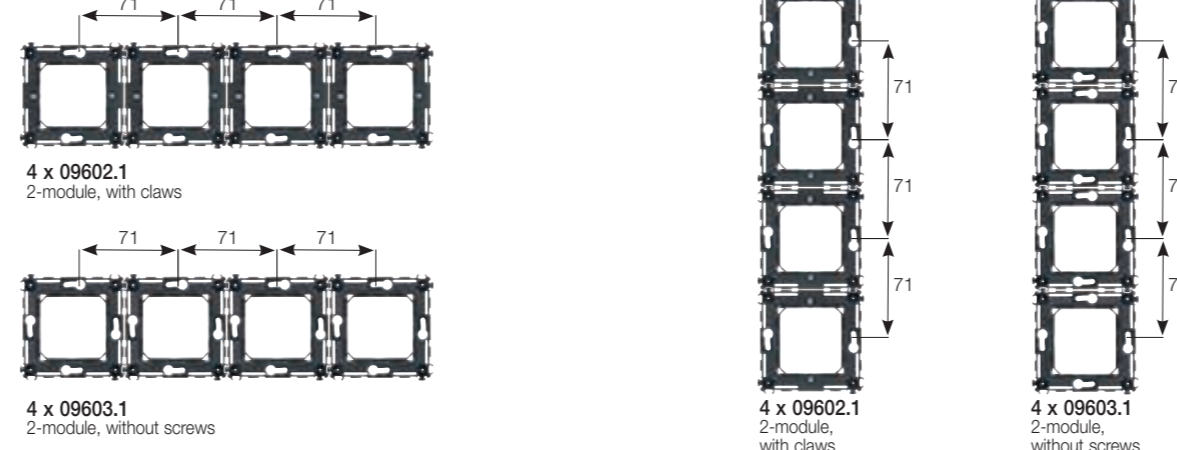



Module	Box	Frame	Cover plate*
3	<p>4x2" mounting box</p>	<p>09613 3-module</p>	<p>09673... 3-module. Dimensions: 120x86x8,5 mm</p>
	<p>V71303 For masonry GW 650 °C, light blue V71303.AU GW 960 °C, black</p>	<p>V71703 For hollow walls, GW 850 °C, light blue</p>	<p>09623 3-module, to use for installation of Plana devices</p>
	<p>4x2" mounting box</p>		<p>09670... Blank module. Dimensions: 120x86x9,8 mm</p>
4	<p>V71304 For masonry GW 650 °C, light blue V71304.AU GW 960 °C, black</p>	<p>V71704 For hollow walls, GW 850 °C, light blue</p>	<p>09614 4-module</p>
	<p>4x2" mounting box</p>		<p>09674... 4-module. Dimensions: 142,4x86x8,4 mm</p>
7	<p>V71306 For masonry GW 650 °C, light blue V71306.AU GW 960 °C, black</p>	<p>V71706 For hollow walls, GW 850 °C, light blue</p>	<p>09617 7-module</p>
	<p>4x2" mounting box</p>		<p>09677... 7-module. Dimensions: 210x86x8,4 mm</p>

* Cover plates range, page 414

71 mm between centres installation

71 mm between centres installation

Module	Box	Frame	Cover plate*
1 for \varnothing 60 mm mounting box	 <p>V71001 For masonry GW 650 °C, light blue V71001.AU GW 960 °C, black</p> <p>V71701 For hollow walls, for frame without claws, GW 850 °C, light blue</p>	 <p>09602.1 2-module, with claws</p> <p>09603.1 2-module, without screws</p>	 <p>09661... 1-central-module. Dimensions: 86x86x8,8 mm</p>
2 for \varnothing 60 mm mounting box		 <p>09602.1 2-module, with claws</p> <p>09603.1 2-module, without screws</p>	 <p>09662... 2-module. Dimensions: 86x86x8,5 mm</p>
2+2 71 mm between centres		 <p>2 x 09602.1 2-module, with claws</p> <p>2 x 09603.1 2-module, without screws</p>	 <p>09664... 4-module (2+2), for horizontal and vertical installation. Dimensions: 157x86x8,5 mm</p>
2+2+2 71 mm between centres		 <p>3 x 09602.1 2-module, with claws</p> <p>3 x 09603.1 2-module, without screws</p>	 <p>09666... 6-module (2+2+2), for horizontal and vertical installation. Dimensions: 228x86x8,5 mm</p>
2+2+2+2 71 mm between centres		 <p>4 x 09602.1 2-module, with claws</p> <p>4 x 09603.1 2-module, without screws</p>	 <p>09668... 8-module (2+2+2+2), for horizontal and vertical installation. Dimensions: 299x86x8,5 mm</p>

Smart Home&Building



Supervision



▲ 01426
10" colour touch screen via specific gateway, used for home automation system supervision, IP/Due Fili Plus video door entry indoor station, IP video camera and CCTV system manager, power supply PoE or 12-30 VDC, complete with mounting frame for installation in 8-module boxes (4+4), black



▲ 01426.B
10" colour touch screen via specific gateway, used for home automation system supervision, IP/Due Fili Plus video door entry indoor station, IP video camera and CCTV system manager, power supply POE or 12-30 VDC, complete with mounting frame for installation in 8-module boxes (4+4), white



▲ 01423
7" IP touch screen with capacitive colour display, used as a home automation system supervisor, IP/Due Fili Plus video door entry indoor station, IP camera and CCTV system manager, PoE or 12-30 VDC power supply, surface mounting with bracket on round mounting box, rectangular 3 module horizontal and vertical, 8 Modules (4+4) and BS square mounting box, black



▲ 01423.B
7" IP touch screen with capacitive colour display, used as a home automation system supervisor, IP/Due Fili Plus video door entry indoor station, IP camera and CCTV system manager, PoE or 12-30 VDC power supply, surface mounting with bracket on round mounting box, rectangular 3 module horizontal and vertical, 8 Modules (4+4) and BS square mounting box, white

Mounting frames for iPads



01430
Mounting frame for 10.9-11 inch iPad devices, comprising a decorative frame with surface mounting frame with wall plugs, supplied with type C USB cable and no power supply unit, black



01430.B
White



01430.N
Next

EIKON LINEA ARKÉ PLANA

IP Gateway and infrastructure devices



01410
By-me Plus home automation system IoT gateway, via IP/LAN network, Cloud and App for smartphone, tablet, PC or touch IP supervisor, **light version** for max. 32 devices, 4 modules size 17.5 mm



01411
IoT gateway for By-me Plus home automation system, via IP/LAN network, Cloud and App for smartphone, tablet, PC or touch IP supervisor, 4 modules size 17.5 mm



01415
IoT gateway for Due Fili Plus video door entry system with IP/LAN network, Cloud and App for smartphone, tablet, PC or touch supervisor, 6 modules size 17.5 mm



01416
IoT router for IP video door entry with IP/LAN network, Cloud and App for smartphone, tablet, PC or touch supervisor, 4 modules size 17.5 mm




03812
Burglar alarm system gateway with IP/LAN for connection to Vimar Cloud, smartphone, tablet and supervision touch screen

Infrastructure devices

RJ11 socket outlets



20329
Special RJ11 socket outlet for Bus, screw terminals, grey. Depth: 33.6 mm



30320.G
Special RJ11 socket outlet for Bus, screw terminals, black. Depth: 22.7 mm



19329
Special RJ11 socket outlet for Bus, screw terminals, grey. Depth: 33.6 mm



14329
Special RJ11 socket outlet for Bus, screw terminals, white. Depth: 32.6 mm



20329.B
As above, white



20329.N
As above, Next



30320.B
As above, white



30320.C
As above, canvas



19329.B
As above, white









19329.M
As above, Metal

EIKON LINEA ARKÉ PLANA

Infrastructure devices, controls and actuators

Logic unit, couplers and power supply units

 <p>01468 Unit for implementing logic, mathematical, timing and messaging functions, 1 module of 17.5 mm</p>	 <p>01400 Power supply unit, output 29 VDC 400 mA, 230 V- 50/60 Hz, 2 modules of 17.5 mm</p>	 <p>01401 Power supply unit, output 29 VDC 1280 mA, 120-230 V- 50/60 Hz, 8 modules of 17.5 mm</p>	 <p>01830 Power supply unit, output 12 VDC, 120-230 V- 50/60 Hz, 4 modules of 17.5 mm</p>
---	--	---	---









 <p>01831.1 Power supply unit, 12 VDC 1250 mA, 100-240 V- 50/60 Hz, 1 module of 17.5 mm</p>	 <p>01845.1 Line coupler, 2 modules of 17.5 mm</p>
--	--

Cables and accessories

 <p>01840.C Cable for By-me Bus system, 2x0.50 mm², with LSZH sheath, CPR Cca s1b d1 a1 class, suitable for installation with Category I power cables (U0 = 400 V), yellow - 100 m</p>	 <p>01840.E Cable for By-me Bus system, 2x0.50 mm² with LSZH sheath, CPR Eca class, suitable for installation with Category I power cables (U0 = 400 V), white - 100 m</p>	 <p>01840.E.B Cable for By-me Bus system sound system, 2x0.50 mm² with LSZH sheath, CPR Eca class, suitable for installation with Category I power cables (U0 = 400 V), blue - 100 m spool</p>	 <p>01841.E Cable for By-me Bus system, 2x0.50 mm² shielded, with LSZH sheath, CPR Eca class, suitable for installation with Category I power cables (U0 = 400 V), for marine applications, white - 100 m</p>	 <p>01839 Removable terminal 2 screw pins for Bus system</p>
--	---	---	---	--

EIKON LINEA ARKÉ PLANA

Flush mounting power supply units

 <p>20580 Power supply unit, output 32 VDC 100 mA, 110-230 V-50/60 Hz, grey, Depth: 40 mm</p>	 <p>30492.G Power supply unit, output 32 VDC 100 mA, 120-230 V- 50-60 Hz, black, Depth: 43.6 mm</p>	 <p>19580 Power supply unit, output 32 VDC 100 mA, 110-230 V-50/60 Hz, grey, Depth: 40 mm</p>	 <p>14580 Power supply unit, output 32 VDC 100 mA, 110-230 V-50/60 Hz, white, Depth: 39 mm</p>
 <p>20580.B As above, white</p>	 <p>20580.N As above, Next</p>	 <p>30492.B As above, white</p>	 <p>30492.C As above, canvas</p>
 <p>19580.B As above, white</p>	 <p>19580.M As above, Metal</p>		

Infrastructure devices, controls and actuators

Eikon Tactil controls

 <p>21520.1 4 independent push buttons or 2 rocker buttons, 4 independent RGB LEDs - 2 modules. Depth: 38 mm</p>	 <p>21540.1 6 independent push buttons or 3 rocker buttons, 6 independent RGB LEDs - 3 modules. Depth: 38 mm</p>	 <p>21847.5 8 sheets of stickers with symbols and lettering for customising Eikon Tactil controls</p>	 <p>21847.6 4 sheets of stickers with lightable symbols and lettering for external/internal hotel room or cabin functions to customise Eikon Tactil controls</p>	 <p>21847.7 4 sheets of stickers with lightable symbols and lettering for standard functions for customising Eikon Tactil controls</p>	 <p>21847.P Sheet of stickers with lightable symbols and lettering for customisable functions for customising Eikon Tactil controls</p>
---	---	--	---	---	--

EIKON LINEA ARKÉ IDEA PLANA

Eikon Exé Vintage controls

 ▲ 22581.01 1 control, RGB LED visible in darkness with brightness control - 1 module, white Depth: 35 mm	 ▲ 22581.03 1 control, RGB LED visible in darkness with brightness control - 1 module, grey Depth: 35 mm	 ▲ 22581.11 1 control, RGB LED visible in darkness with brightness control - 1 module, nickel Depth: 35 mm	 ▲ 22581.12 1 control, RGB LED visible in darkness with brightness control - 1 module, bronze Depth: 35 mm	 ▲ 22581.82 1 control, RGB LED visible in darkness with brightness control - 1 module, gold Depth: 35 mm	 ▲ 22581.88 1 control, RGB LED visible in darkness with brightness control - 1 module, satin gold Depth: 35 mm
 ▲ 22582.01 2 controls, RGB LED visible in darkness with brightness control - 2 modules, white Depth: 29.1 mm	 ▲ 22582.03 2 controls, RGB LED visible in darkness with brightness control - 2 modules, grey Depth: 29.1 mm	 ▲ 22582.11 2 controls, RGB LED visible in darkness with brightness control - 2 modules, nickel Depth: 29.1 mm	 ▲ 22582.12 2 controls, RGB LED visible in darkness with brightness control - 2 modules, bronze Depth: 29.1 mm	 ▲ 22582.82 2 controls, RGB LED visible in darkness with brightness control - 2 modules, gold Depth: 29.1 mm	 ▲ 22582.88 2 controls, RGB LED visible in darkness with brightness control - 2 modules, satin gold Depth: 29.1 mm




Eikon Exé Flat and Tondo controls

 01480.AX 4 push buttons, RGB LED visible in darkness with brightness control - 2 modules Depth: 21.5 mm	 01485.AX 6 push buttons, RGB LED visible in darkness with brightness control - 3 modules Depth: 21.5 mm
---	--

Controls to be completed with Eikon, Arké and Plana interchangeable half-button caps

 01480 4 push buttons - 2 modules 01480.TR As above, tropicalised. Depth: 20 mm	 01485 6 push buttons - 3 modules 01485.TR As above, tropicalised. Depth: 20 mm	 01488 4 push buttons + dimmer 240 V- 50/60 Hz phase cutting, incandescent 40-200 W, electronic transformers 40-300 VA at 240 V-, 20-150 VA at 120 V-, CFL 10-200 W at 240 V-, 5-100 W at 120 V-, LED 3-200 W at 240 V-, 3-100 W at 120 V-, RGB LED visible in darkness with brightness control - 2 modules. Depth: 37 mm
01481 4 push buttons + relay actuator 16 A NO 120-240 V- 50/60 Hz - 2 modules. Depth: 37 mm	01486 6 push buttons + relay actuator 16 A NO 120-240 V- 50/60 Hz - 3 modules. Depth: 37 mm	01489 4 push buttons, 1 output 0/1-10 V SELV, 1 contact relay output NO 2A 120-240 V- 50/60 Hz for ballast and LED driver, RGB LED visible in darkness with brightness control - 2 modules. Depth: 37 mm
01482 4 push buttons + actuator for 1 roller shutter with slat control, relay output for motor cosφ 0.6 2 A 120-240 V- 50/60 Hz - 2 modules. Depth: 37 mm	01487 6 push buttons + actuator for 1 roller shutter with slat control, relay output for motor cosφ 0.6 2 A 120-240 V- 50/60 Hz - 3 modules. Depth: 37 mm	

Controls to be completed with Linea interchangeable half-button caps

 30480 4 push buttons, RGB LED visible in darkness with brightness control - 2 modules. Depth: 20.2 mm	 30485 6 push buttons, RGB LED visible in darkness with brightness control - 3 modules. Depth: 20.2 mm	 30488 4 push buttons and dimmer 240 V- 50/60 Hz with phase cutting, for incandescent lamps 40-200 W, electronic transformers 40-300 VA at 240 V-, 20-150 VA at 120 V-, CFL lamps 10-200 W at 240 V-, 5-100 W at 120 V-, LED lamps 3-200 W at 240 V-, 3-100 W at 120 V-, RGB LED visible in darkness with brightness control - 2 modules. Depth: 38.05 mm
30481 4 push buttons + actuator with relay output NO 16A 120-240 V- 50/60 Hz, RGB LED visible in darkness with brightness control - 2 modules. Depth: 37.2 mm	30486 6 push buttons + actuator with relay output NO 16A 120-240 V- 50/60 Hz, RGB LED visible in darkness with brightness control - 3 modules. Depth: 37.2 mm	30489 4 push buttons, 1 output 0/1-10 V SELV, 1 contact relay output NO 2A 120-240 V- 50/60 Hz for ballast and LED driver, RGB LED visible in darkness with brightness control - 2 modules. Depth: 38.05 mm
30482 4 push buttons + actuator for 1 roller shutter with slat control with change-over relay output for motor cosφ 0.6 2 A 120-240 V- 50/60 Hz, RGB LED visible in darkness with brightness control - 2 modules. Depth: 37.2 mm	30487 6 push buttons and actuator for 1 roller shutter with slat control with change-over relay output for motor cosφ 0.6 2 A 120-240 V- 50/60 Hz, RGB LED visible in darkness with brightness control - 3 modules. Depth: 37.2 mm	

Controls and actuations

Flush mounting detectors



20485
Passive infrared motion detector, grey.
Depth: 26.5 mm



30475.G
Passive infrared motion detector, black.
Depth: 30.8 mm



19485
Passive infrared motion detector, grey.
Depth: 26.2 mm



16935
Passive infrared motion detector, grey.
Depth: 26 mm



14485
Passive infrared motion detector, white.
Depth: 25.5 mm



20485.B
As above, white



20485.N
As above, Next



30475.B
As above, white



19485.B
As above, white



19485.M
As above, Metal



16935.B
As above, white



14485.SL
As above, Silver



30475.C
As above, canvas



20486
Adjustable passive infrared motion detector, grey.
Depth: 26.5 mm



19486
Adjustable passive infrared motion detector, grey.
Depth: 26.5 mm



20486.B
As above, white



20486.N
As above, Next



19486.B
As above, white



19486.M
As above, Metal

Controls and actuations

Input/output interfaces



20518
Interface 2 traditional controls, grey. Depth: 40 mm



30472.G
Interface 2 traditional controls, black. Depth: 43.3 mm



19518
Interface 2 traditional controls, grey. Depth: 39.5 mm



16958
Interface 2 traditional controls, grey. Depth: 39.5 mm



14518
Interface 2 traditional controls, white. Depth: 39 mm



20518.B
As above, white



20518.N
As above, Next



30472.B
As above, white



30472.C
As above, canvas



19518.B
As above, white



19518.M
As above, Metal



16958.B
As above, white



14518.SL
As above, Silver

Actuators



20534
Actuator with change-over relay output 6 A 120-230 V~, grey. Depth: 40 mm



30473.G
Actuator with change-over relay output 6 A 120-240 - black. Depth: 43.3 mm



19534
Actuator with change-over relay output 6 A 120-230 V~, grey. Depth: 39.5 mm



16974
Actuator with change-over relay output 6 A 120-230 V~, grey. Depth: 39.5 mm



14534
Actuator with change-over relay output 6 A 120-230 V~, white. Depth: 39 mm



20534.B
As above, white



20534.N
As above, Next



30473.B
As above, white



30473.C
As above, canvas



19534.B
As above, white



19534.M
As above, Metal



16974.B
As above, white



14534.SL
As above, Silver

Controls and actuators

Input/output interfaces



20584.1
For transmission of By-me Plus controls to IR receiver, with 3 m cable, grey. Depth: 40 mm



20584.1.B
As above, white



20584.1.N
As above, Next



19584.1
For transmission of By-me Plus controls to IR receiver, with 3 m cable, grey. Depth: 39 mm



19584.1.B
As above, white



19584.1.M
As above, Metal



14584.1
For transmission of By-me Plus controls to IR receiver, with 3 m cable, grey. Depth: 39 mm



14584.1.SL
As above, Silver

Modules for retrofit installation



01475
Module with 3 programmable digital inputs for potential-free contacts, 3 outputs for LED control, By-me home automation system



01476
Module with 2 programmable digital inputs for potential-free contacts, 1 output for a roller shutter with slat orientation with relay for motor cos φ 0.6 2 A 120-230 V~, 2 outputs for LED control, By-me home automation system



01477
Module with 2 programmable digital inputs for potential-free contacts, 1 lights control output with NO relay 10 A 120-230 V~ 50/60 Hz, 2 outputs for LED control, By-me home automation system

Interfaces, actuators and dimmers



01417
Actuator + RGB(W) dimmer, 4 PWM outputs up to 5 A 12-48 VDC, with constant voltage control, brightness control of max. 4 monochrome LEDs or RGB(W) LED strips or spotlights or Dynamic White LED strips or spotlights, 1 NO relay output 6 A 120-240 V~ for LED power supply units, push buttons for local control, 4 modules size 17.5 mm



01418
Universal phase cutting dimmer 120-240 V~ 50/60 Hz, 2 outputs for incandescent lamps 40-300 W at 240 V~, 20-150 W at 120 V~, electronic transformers 40-300 VA at 240 V~, 20-150 VA at 120 V~, CFL lamps 10-200 W at 240 V~, 5-100 W at 120 V~, LED lamps 3-200 W at 240 V~, 3-100 W at 120 V~, push buttons for local control, protection fuse, 4 modules size 17.5 mm



01466.1
Actuator with 4 proportional analogue outputs (0/4-20 mA or 0-10 V with re-scalable Max voltage or current, 120-230V~ 50/60Hz, 4 modules size 17.5 mm. Combined with By-me temperature probes and thermostats to make a modulating room thermostat class V (3% contribution). Combined with relay actuators it regulates lamps controlled by drivers 0/1-10 V



01419.1
Actuator for DALI/DALI-2 lamps with integrated power supply unit, MASTER controller function, max. 64 lamps configurable in 16 By-me Functional Blocks via View PRO App, DALI Device Type 8 for dynamic white and RGB(W) management, By-me home automation system, push button for local control, 120-240 V~ 50/60 Hz power supply, 2 modules size 17.5 mm

Controls and actuators

Interfaces, actuators and dimmers



01467
Device with 3 analogue signal inputs, 1 input 0-10 V or 4-20 mA, 1 input for NTC sensor, 1 input for brightness sensor 01530, 2 modules size 17.5 mm



01850.2
Actuator with change-over relay output 16 A 120-230 V~ + local control push button, 2 modules size 17.5 mm



01470.1
Module with 9 inputs and 8 preprogrammed outputs for residential or hotel applications, N/O relay outputs 16 A 120-230 V~ 50/60 Hz programmable with function for lights, roller shutters with slat orientation, local control, 6 modules size 17.5 mm



01471
Actuator with 4 change-over relay outputs 16 A 120-230 V~, programmable, control function for lights, roller shutters with slat orientation, fan coil, local control, 4 modules size 17.5 mm



01975
Actuator with 1 output 1-10 VDC 30 mA for LED control, 1 change-over relay output 120-230 V~ 2.5 A, 120-230 V~ 50/60 Hz, 3 modules of 17.5 mm



01976
Actuator with 1 output 1-10 VDC 30 mA for LED control, 1 relay output 12-24 V 10 A, 12-24 V~ 50/60 Hz or 12-24 VDC, 3 modules size 17.5 mm

Electronic power supply units




01876
230 V~ 50 Hz for adjustable RGB LED modules 12/24 VDC, adjustable con RGB dimmer and FADING-SHOW dimmer

System extension with EnOcean® wireless technology (868 MHz)



03955
Flat control with 4 push buttons with 868 MHz radio frequency transmitter, EnOcean® standard, energy harvesting power supply provided by the built-in electro-dynamic generator, to be completed with dedicated buttons - 2 modules. Depth: 3.5 mm



30502
Flat control with 4 push buttons with 868 MHz radio frequency transmitter, EnOcean® standard, energy harvesting power supply provided by the built-in electro-dynamic generator, to be completed with Linea buttons 31506 or 31506.2 - 2 modules



01796.2
Multi-function actuator with relay output NO 10 A 230 V~ programmable, switch function for local control, transferable local input as ON/OFF control for other EnOcean® actuators, power supply 230 V~ 50/60 Hz




System extension with EnOcean® wireless technology (868 MHz)



21507.1
Eikon Evo 2-module mounting frame, grey




21507.1.B
White



30507.G
Linea 2-module mounting frame, black



30507.B
White



19507.CL
Arké Classic-2-module mounting frame, grey
























19507.CL.B
White



14507
Plana 2-module mounting frame, white









Controls and actuators

System extension with EnOcean® wireless technology (868 MHz)

  22507 Eikon Exé 2-module mounting frame, grey 22507.B White		  19507.RN Arké Round 2-module mounting frame, grey 19507.RN.B White	
 20507 Eikon and Plana 2-central-module or 2-module mounting frame, grey		 19507 Arké 2-central-module or 2-module mounting frame, grey	 20507 Eikon and Plana 2-central-module or 2-module mounting frame, grey
 20507.B As above, white		 19507.B As above, white	 20507.B As above, white
 20506 Pair of 1-module buttons for RF controls, customisable, grey	 31506.G Pair of 1-module buttons for RF controls, customisable, black	 19506 Pair of 1-module buttons for RF controls, customisable, grey	 14506 Pair of 1-module buttons for RF controls, customisable, white
  20506.B As above, white 20506.N As above, Next	  31506.B As above, white 31506.C As above, canvas	  19506.B As above, white 19506.M As above, Metal	 14506.SL As above, Silver

Controls and actuators

System extension with EnOcean® wireless technology (868 MHz)

 20506.2 2-module button for RF controls, customisable, grey	 31506.2G 2-module button for RF controls, customisable, black	 19506.2 2-module button for RF controls, customisable, grey	 14506.2 2-module button for RF controls, customisable, white
  20506.2.B As above, white 20506.2.N As above, Next	  31506.2B As above, white 31506.2C As above, canvas	  19506.2.B As above, white 19506.2.M As above, Metal	 14506.2.SL As above, Silver
 20508 EnOcean® Bus interface, grey - 2 modules. Depth: 26.5 mm		 19508 EnOcean® Bus interface, grey - 2 modules. Depth: 26.2 mm	 14508 EnOcean® Bus interface, white - 2 modules. Depth: 25.5 mm
  20508.B As above, white 20508.N As above, Next		  19508.B As above, white 19508.M As above, Metal	 14508.SL As above, Silver

Sound system

Stereo amplifiers



20590²
Stereo amplifier 4 + 4 W RMS, 2 outputs for 8 Ω speakers, Bluetooth® receiver, 1 LINE IN input, 12 VDC, grey - 2 modules. Depth: 36 mm



20590.B²
As above, white



20590.N²
As above, Next



19590²
Stereo amplifier 4 + 4 W RMS, 2 outputs for 8 Ω speakers, Bluetooth® receiver, 1 LINE IN input, 12 VDC, grey - 2 modules. Depth: 36.7 mm



19590.B²
As above, white



19590.M²
As above, Metal



14590²
Stereo amplifier 4 + 4 W RMS, 2 outputs for 8 Ω speakers, Bluetooth® receiver, 1 LINE IN input, 12 VDC, white - 2 modules. Depth: 36 mm

Two interchangeable half-button caps - 1 module



20751.4
I volume and O volume symbols, grey



20751.4.B
As above, white



20751.4.N
As above, Next



20751.5
Track and function change symbols, grey



20751.5.B
As above, white



20751.5.N
As above, Next



31480.VG
I volume and O volume symbols, black



31480.VB
As above, white



31480.VC
As above, canvas



31480.TG
Track and function change symbols, black



31480.TB
As above, white



31480.TC
As above, canvas



19751.4
I volume and O volume symbols, grey
19751.AB.4
As above, antibacterial material



19751.4.B
As above, white



19751.4.M
As above, Metal



19751.5
Track and function change symbols, grey



19751.5.B
As above, white



19751.5.M
As above, Metal



14751.4
I volume and O volume symbols, white



14751.5
Track and function change symbols, white

Stand alone sound system

Speakers



21588
Passive speaker 8 Ω 10 W, grey - 8 modules. Depth: 48 mm
To be completed with Eikon Evo, Eikon, Arké or Plana cover plates.




21588.B
White



21588.N
Next



20587
Passive speaker 8 Ω 3 W, grey - 3 modules. Depth: 40 mm
To be completed with Eikon Evo, Eikon, Arké or Plana cover plates.



20587.B
White



20587.N
Next



30494.G
Passive speaker 8 Ω 3 W, black - 3 modules. Depth: 41 mm
To be completed with Linea cover plates.




30494.B
White



30494.C
Canvas



01906
Passive speaker IP55 8 Ω 30 W, installation on hollow walls and false ceilings. Depth: 70 mm



01907.1
Passive speaker 8 Ω 30 W, installation on hollow walls and false ceilings. Depth: 68 mm



01908
Orientable passive speaker 8 Ω 30 W, surface mounting

System components



01903
Tap-off for By-me Plus control devices, flush mounting (retrofit)



01904
Branch tap-off for speaker system devices, flush mounting (retrofit)



01902
Decoupler of Bus line/speaker system for By-me Plus power supply, integrated line terminator, 2 modules of 17.5 mm



01831.1
Power supply unit, 12 VDC 1250 mA, 100-240 V~ 50/60 Hz, 1 module size 17.5 mm



01840.E.B
Cable for By-me Bus system sound system, 2x0.50 mm² with LSZH sheath, CPR Eca class, suitable for installation with Category I power cables (U0 = 400 V), blue - 100 m



01839
Removable terminal 2 screw pins for Bus system

Temperature control

Eikon Tactil thermostats




21514.F.70
Touch screen thermostat (heating and air conditioning), 3-speed and proportional FAN-COIL control, ON/OFF control (class I, contribution 1%) PWM, PID (class IV, contribution 2%), can be interfaced with actuator 01466.1 for modulating room thermostat (class V, contribution 3%), 1 input for sensor 20432, 19432 or 14432 or wired sensor 02965.1, 1 programmable digital input, RGB LED backlighting, diamond white - 2 modules. Depth: 30.2 mm



21514.S.70
Touch screen thermostat (heating and air conditioning), configurable STAR control, ON/OFF control (class I, contribution 1%) PWM, PID (class IV, contribution 2%), can be interfaced with actuator 01466.1 for modulating room thermostat (class V, contribution 3%), 1 input for sensor 20432, 19432 or 14432 or wired sensor 02965.1, 1 programmable digital input, RGB LED backlighting, diamond white - 2 modules. Depth: 30.2 mm



21514.H.70
Touch screen thermostat (heating and air conditioning), MAKE UP ROOM and DO NOT DISTURB control, ON/OFF control (class I, contribution 1%) PWM, PID (class IV, contribution 2%), can be interfaced with actuator 01466.1 for modulating room thermostat (class V, contribution 3%), 1 input for sensor 20432, 19432 or 14432 or wired sensor 02965.1, 1 programmable digital input, RGB LED backlighting, diamond white - 2 modules. Depth: 30.2 mm



21514.F.76
Diamond black



21514.S.76
Diamond black



21514.H.76
Diamond black

Flush mounting dial thermostats



02971
Dial thermostat (heating and air conditioning), for 2- and 4-pipe systems, 3-speed and proportional fan-coil control, ON/OFF control (class I, contribution 1%), PID (class IV, contribution 2%), can be interfaced with actuator 01466.1 for modulating room thermostat (class V, contribution 3%), 1 input for sensor 20432, 19432, 14432 or 02965.1, grey - 2 modules. Depth: 28.5 mm
To be completed with Eikon, Arké, Plana cover plates.



30471.G
Dial thermostat (heating and air conditioning), for 2- and 4-pipe systems, 3-speed and proportional fan-coil control, ON/OFF control (class I, contribution 1%), PID (class IV, contribution 2%), can be interfaced with actuator 01466.1 for modulating room thermostat (class V, contribution 3%), 1 input for wired temperature sensor 02965.1, black - 2 modules. Depth: 31.8 mm
To be completed with Linea cover plates.



02971.B
As above, white



02971.N
As above, Next



02971.M
As above, Metal



30471.B
As above, white



30471.C
As above, canvas

² The article can be ordered with Bluetooth network customisation (see specifications on page 215)

EIKON	LINEA	ARKÉ	PLANA
-------	-------	------	-------

Temperature control

Probes and sensors

<p>20538 Temperature probe (heating/aircon), ON/OFF mode, PWM and PID, for 2- and 4-pipe systems, 3-speed and proportional fan-coil control, 1 input for NTC sensor, grey. Depth: 40 mm</p>	<p>30478.G Temperature probe (heating/aircon), ON/OFF mode, PWM and PID, for 2- and 4-pipe systems, 3-speed and proportional fan-coil control, 1 input for NTC sensor, black. Depth: 43.3 mm</p>	<p>19538 Temperature probe (heating/aircon), ON/OFF mode, PWM and PID, for 2- and 4-pipe systems, 3-speed and proportional fan-coil control, 1 input for NTC sensor, grey. Depth: 40 mm</p>	<p>14538 Temperature probe (heating/aircon), ON/OFF mode, PWM and PID, for 2- and 4-pipe systems, 3-speed and proportional fan-coil control, 1 input for NTC sensor, white. Depth: 39 mm</p>
<p>20538.B As above, white</p>	<p>20538.N As above, Next</p>	<p>30478.B As above, white</p>	<p>30478.C As above, canvas</p>
<p>19538.B As above, white</p>	<p>19538.M As above, Metal</p>		
<p>20433 Humidity sensor, 1 output 0-10 V or 4-20 mA, 12/24V, grey - 2 modules. Depth: 37 mm</p>	<p>30433.G Humidity sensor, 1 output 0-10 V or 4-20 mA, 12/24V, black - 2 modules. Depth: 40.7 mm</p>	<p>19433 Humidity sensor, 1 output 0-10 V or 4-20 mA, 12/24V, grey - 2 modules. Depth: 37 mm</p>	<p>14433 Humidity sensor, 1 output 0-10 V or 4-20 mA, 12/24V, white - 2 modules. Depth: 36 mm</p>
<p>20433.B As above, white</p>	<p>20433.N As above, Next</p>	<p>30433.B As above, white</p>	<p>30433.C As above, canvas</p>
<p>19433.B As above, white</p>	<p>19433.M As above, Metal</p>		

Probes and sensors

01465
HVAC controller for heating systems, 120-230 V~ 50/60 Hz, 3 inputs for PT100, PT1000 and NTC probes, 1 mixer valve control output, 1 output 0-10 V or (0)4-20 mA, 1 change-over relay output 16 A 230 V~, 6 modules size 17.5 mm

EIKON	LINEA	ARKÉ	PLANA
-------	-------	------	-------

Energy management

Actuators

<p>20537 Actuator, relay output 16 A 230 V~ 50 Hz with integrated current sensor, grey - 2 modules. Depth: 37 mm</p>	<p>30474.G Actuator, relay output 16 A 230 V~ 50 Hz with integrated current sensor, black - 2 modules. Depth: 38.8 mm</p>	<p>19537 Actuator, relay output 16 A 230 V~ 50 Hz with integrated current sensor, grey - 2 modules. Depth: 36.7 mm</p>	<p>14537 Actuator, relay output 16 A 230 V~ 50 Hz with integrated current sensor, white - 2 modules. Depth: 36 mm</p>
<p>20537.B As above, white</p>	<p>20537.N As above, Next</p>	<p>30474.B As above, white</p>	<p>30474.C As above, canvas</p>
<p>19537.B As above, white</p>	<p>19537.M As above, Metal</p>		

Meters

<p>01451 Power meter with integrated current sensor, detects up to 3680 W, flush mounting (retrofit)</p>	<p>01452 Pulse counter interface for detecting data from electricity, water, gas meters, with flush mounting (retrofit)</p>	<p>01450 Power meter, 3 inputs for toroidal sensor, 25 W-100 kW, 120-230 V 50/60 Hz, 230/400 V 50/60 Hz, 1 module size 17.5 mm. Supplied with toroidal current sensor 01457</p>	<p>01455 Load control module, 3 inputs for toroidal sensor, 25 W-100 kW, 120-230 V 50/60 Hz, 230/400 V 50/60 Hz, 1 module size 17.5 mm. Supplied with toroidal current sensor 01457</p>	<p>01456 Actuator with relay output 16 A 120-230 V~ 50/60 Hz with integrated current sensor, 1 input for toroidal residual current sensor, 1 module size 17.5 mm. Supplied without toroidal residual current sensor</p>
<p>01457 Toroidal current sensor for load control and energy metering, hole diameter 7.5 mm, cable length 40 cm</p>	<p>01458 Toroidal current sensor for load control and energy metering, hole diameter 19 mm, cable length 40 cm</p>	<p>01459 Toroidal current sensor for load control and energy metering, hole diameter 9 mm, cable length 40 cm</p>	<p>01546 Weather station, KNX standard, 12-32 VDC or 12-24 VAC</p>	

Remote assistance devices

Hands-free, radio push button and interface

<p>03890 Remote assistance hands-free device for calling recorded numbers via LTE mobile network. The hands-free call is sent by pressing the "Alarm" push button or the push button on the bracelet/pendant accessory. The device can also receive incoming calls with automatic answering</p>	<p>03893 Radio push button for remote assistance hands-free calls, can be worn as a pendant or bracelet, IP65, power supply with non-replaceable 3V CR2032 lithium battery</p>	<p>03895 Radio interface for remote assistance hands-free calls, 1 wired voltage-free contact input to initiate a call, power supply with 3V CR123 lithium battery (supplied)</p>
--	---	--

LINEA WITH XT PLATFORM

Controls and actuators

Basic controls



32021.G
XT control device for By-me Plus home automation system with 2 push buttons, also configurable as 1 rocker button, LED with status function and visible in darkness with brightness control, central LED matrix to customise symbols or animation, black - 1 front module



32021.B
White



32021.C
Canvas



32031.G
XT control device for By-me Plus home automation system with 2 push buttons, also configurable as 1 rocker button, LED with status function and visible in darkness with brightness control, central label to customise symbols, black - 1 front module

Advanced controls



32023.G
XT control device for By-me Plus home automation system with 2 push buttons, also configurable as 1 rocker button, proximity function, LED matrix with status function or for scenario animation and visible in darkness with brightness control, central LED matrix to customise symbols or animation, black - 1 front module



32023.B
White



32023.C
Canvas



32033.G
XT control device for By-me Plus home automation system with 2 push buttons customisable with labels, also configurable as 1 rocker button, proximity function, labels with status function and visible in darkness with brightness control, central label to customise symbols, black - 1 front module

Double advanced controls



32024.G
XT control device for By-me Plus home automation system with 4 push buttons, proximity function, LED with status function and visible in darkness with brightness control, black - 1 front module



32024.B
White



32024.C
Canvas



32034.G
XT control device for By-me Plus home automation system with 4 push buttons customisable with labels, proximity function, labels with status function and visible in darkness with brightness control - 1 front module


LINEA WITH XT PLATFORM

Controls, actuation and temperature control

Fixed buttons



32020.G
XT fixed button - 1 front module, black



32020.B
White



32020.C
Canvas

Electrical control device and sheet of labels



32002
XT electronic control device for By-me Plus home automation system with 100-240 V 50/60 Hz relay output for 500 W incandescent lamps, 100 W LED lamps, 250 VA electronic transformers, 120 W fluorescent lamps, 1 roller shutter operated by 2 A cosφ 0.6 motor, to be installed on XT mounting frames, to be completed with By-me Plus XT front modules



32090.PG
Sheet of customisable labels for XT 1-module front controls

Thermostats



32041.G
XT thermostat for By-me Plus home automation system for room temperature control (heating and air conditioning), 2- and 4-pipe system management, 3-speed and proportional fan coil control, class I temperature control device (contribution 1%) in ON/OFF mode, class IV (contribution 2%) in PID mode, can be interfaced with actuator with proportional analogue outputs 01466.1 to make a class V modulating room thermostat (contribution 3%), boost function to activate a second source, proximity function, LED backlighting, black - 2 front modules



32041.B
White



32041.C
Canvas


LINEA WITH XT PLATFORM

Temperature control

Multisensor



32042.G
XT control device for By-me Plus home automation system, thermostat function for room temperature control (heating and air-conditioning), 2- and 4-pipe system management, 3-speed and proportional fan coil control, class I temperature control device (contribution 1%) in ON/OFF mode, class IV (contribution 2%) in PID mode, can be interfaced with actuator with proportional analogue outputs 01466.1 to create a class V modulating room thermostat (contribution 3%), humidistat function with ON/OFF control with respect to a set parameter, VOC (volatile organic compound) function with ON/OFF control or to call up 2 scenarios, 2 push button function with configuration as 1 rocker button with status identification LED, central LED matrix to customise symbols or animation, proximity function, white LED backlighting, black - 2 front modules



32042.B
White



32042.C
Canvas

Control devices with climate control symbols



32044.G
XT control device for By-me Plus home automation system with 4 push buttons with backlighting CLIMATE CONTROL symbols and visible in darkness with brightness control - 1 front module



32044.B
White



32044.C
Canvas

Accessories

Device power supply node



32001
XT device power supply node for By-me Plus home automation system, 29 VDC Bus power supply, to be installed on XT mounting frames, to be completed with By-me Plus XT front modules

LINEA WITH XT PLATFORM

Accessories

Mounting frames



32602.G
Electrified mounting frame with 2 flush mounting modules, 3 XT front modules, with screws, for ø 60 m mounting boxes, black



32602.B
Electrified mounting frame with 2 flush mounting modules, 3 XT front modules, with screws, for ø 60 m mounting boxes, white



32602.C
Electrified mounting frame with 2 flush mounting modules, 3 XT front modules, with screws, for ø 60 m mounting boxes, canvas

32603.G
As above, 3 flush mounting modules, 4 XT front modules, with screws, for 3-module mounting boxes


32603.B
As above, 3 flush mounting modules, 4 XT front modules, with screws, for 3-module mounting boxes

32603.C
As above, 3 flush mounting modules, 4 XT front modules, with screws, for 3-module mounting boxes

32604.G
As above, 4 flush mounting modules, 5 XT front modules, with screws, for 4-module mounting boxes

32604.B
As above, 4 flush mounting modules, 5 XT front modules, with screws, for 4-module mounting boxes


32604.C
As above, 4 flush mounting modules, 5 XT front modules, with screws, for 4-module mounting boxes



32613.G
Mixed electrified decorative mounting frame for 1 XT node, 1 XT front module, 1 or 2 Linea connector blocks up to 2 modules, with screws, for 3-module mounting boxes, complete with cover plate, black



32613.B
Mixed electrified decorative mounting frame for 1 XT node, 1 XT front module, 1 or 2 Linea connector blocks up to 2 modules, with screws, for 3-module mounting boxes, complete with cover plate, white



32613.C
Mixed electrified decorative mounting frame for 1 XT node, 1 XT front module, 1 or 2 Linea connector blocks up to 2 modules, with screws, for 3-module mounting boxes, complete with cover plate, canvas

32614.G
As above, for 1 node and 1 XT actuator, 2 XT front modules, 1 or 2 Linea connector blocks up to 2 modules, with screws, for 4-module mounting boxes

32614.B
As above, for 1 node and 1 XT actuator, 2 XT front modules, 1 or 2 Linea connector blocks up to 2 modules, with screws, for 4-module mounting boxes

32614.C
As above, for 1 node and 1 XT actuator, 2 XT front modules, 1 or 2 Linea connector blocks up to 2 modules, with screws, for 4-module mounting boxes

Supervision



▲ 01426
10" colour touch screen via specific gateway, used for home automation system supervision, IP/Due Fili Plus video door entry indoor station, IP video camera and CCTV system manager, power supply PoE or 12-30 VDC, complete with mounting frame for installation in 8-module boxes (4+4), black



▲ 01426.B
10" colour touch screen via specific gateway, used for home automation system supervision, IP/Due Fili Plus video door entry indoor station, IP video camera and CCTV system manager, power supply PoE or 12-30 VDC, complete with mounting frame for installation in 8-module boxes (4+4), white



▲ 01423
7" IP touch screen with capacitive colour display, used as a home automation system supervisor, IP/Due Fili Plus video door entry indoor station, IP camera and CCTV system manager, PoE or 12-30 VDC power supply, surface mounting with bracket on round mounting box, rectangular 3 module horizontal and vertical, 8 Modules (4+4) and BS square mounting box, black



▲ 01423.B
7" IP touch screen with capacitive colour display, used as a home automation system supervisor, IP/Due Fili Plus video door entry indoor station, IP camera and CCTV system manager, PoE or 12-30 VDC power supply, surface mounting with bracket on round mounting box, rectangular 3 module horizontal and vertical, 8 Modules (4+4) and BS square mounting box, white



▲ 01560
5" colour touch screen for control and home automation system control, KNX standard, complete with mounting frame for installation in 2-3 module boxes, black



▲ 01560.B
5" colour touch screen for control and home automation system control, KNX standard, complete with mounting frame for installation in 2-3 module boxes, white

Software and interfaces



Software kits for managing the Well-contact Plus system.
0K01590: Suite Basic software + Client Basic licence + hardware key



Software for managing the Well-contact Plus system.
01589: Well-contact Suite Light
01592: Well-contact Suite Client
01593: Well-contact Suite Office
01594: Well-contact Suite Client Office
01595: Supplementary software for interfacing with administration management software



Software kits for managing the Well-contact Plus system.
0K01590.1: 1 personal computer + Suite Basic software + Client Basic licence + hardware key
0K01591: 1 personal computer + Suite Basic software + Client Top licence + hardware key



01597
Spare USB key for Well-contact Suite software



01993
Hardware interface for Well-contact Plus touch screens. Touch screen configuration software is necessary

Input/output devices



01514
Interface with 2 channels, programmable as voltage-free contact inputs or as outputs for LEDs, KNX standard, dim. 39.1x40x12.3 mm



01515.1
Interface with 4 channels, programmable as voltage-free contact inputs or as outputs for LEDs, KNX standard, dim. 46x46x11.7 mm



01510
Device with 4 programmable digital inputs for NO, NC contacts, 120-230 V~, KNX standard, 2 modules of 17.5 mm



01522.1
Device with 4 inputs/outputs, 4 NO relay outputs 16 A 250 V~, programmable with control function for lights, roller shutters with slat orientation, push buttons for local control, 4 programmable digital inputs for potential-free contacts, KNX standard, 4 modules size 17.5 mm

Controls and actuations

Actuators



Δ 01521.1
Actuator with 12 NO relay outputs for fluorescent lamps 10 A 250 V~ 50/60 Hz, KNX standard, 12 modules of 17.5 mm



01523.1
Actuator with 4 NO relay outputs 16 A 250 V~, programmable with control function for lights, roller shutters with slat orientation, push buttons for local control, KNX standard, 4 modules size 17.5 mm



Δ 01525
Actuator for 8 roller shutters with relay output 6 A 230 V~ 50/60 Hz, KNX standard, 8 modules size 17.5 mm

Controls and actuators



01532
Actuator with 16 relay outputs NO 10 A 230 V~ 50/60 Hz, KNX Secure standard, installation on DIN rails (60715 TH35), occupies 12 modules size 17.5 mm



01535
Actuator for solenoid valves, 6 (six) 230 V~ 0.5 A outputs, push buttons for local control, KNX standard, 4 modules size 17.5 mm



01536
Actuator with 4 analogue 0-10V or (0)4-20 mA outputs, KNX standard, 4 modules size 17.5 mm

Dimmers



01550.1
Dimmer with 4 NO relay outputs 16 A 250 V~, 4 outputs 1-10 V, push buttons for local control, KNX Secure standard, installation on DIN rail (60715 TH35), occupies 8 modules size 17.5 mm



01538
Phase cutting dimmer 120-240 V~ 50/60 Hz, 2 outputs for incandescent lamps 40-300 W at 240 V~, 20-150 W at 120 V~, electronic transformers 40-200 VA, CFL lamps 10-200 W, LED lamps 10-200 W, push buttons for local control, protection fuse, 4 modules size 17.5 mm

Interfaces and Gateways



▲ 01506
KNX IP router, KNX Secure standard, 2 modules size 17.5 mm



01507
KNX IP By-me router, KNX Secure standard, 2 modules size 17.5 mm



01547.1
KNX IP interface, 2 modules size 17.5 mm



01548
KNX IP router, KNX Secure standard, 2 modules size 17.5 mm



01542
KNX DALI gateway, 1 channel for 64 lamps which can be grouped in 16 groups, 4 modules size 17.5 mm



01544
KNX DALI gateway, 8 channels for 16 lamps per channel, 6 modules size 17.5 mm



01540.1
KNX type B USB interface, 2 modules size 17.5 mm

System accessories



01500.2
Power supply unit with Bus output of 30 VDC 320 mA, auxiliary output 30 VDC, 120-240 V~ 50/60 Hz, with decoupling coil, KNX standard, 4 modules of 17.5 mm



01501.2
Power supply unit with Bus output of 30 VDC 640 mA, auxiliary output 30 VDC, power supply 120-240 V~ 50/60 Hz, with decoupling coil, KNX standard, 4 modules size 17.5 mm



01831.1
Power supply unit, 12 VDC 1250 mA, 100-240 V~ 50/60 Hz, 1 module size 17.5 mm



01833
Power supply unit with 24 VDC 1.5 A output, 100-240 V~ 50/60 Hz power supply, installation on DIN rail (60715 TH35), occupies 2 modules size 17.5 mm



01504.2
Line coupler, KNX standard, 2 modules size 17.5 mm



16887
Safety transformer, 230/12-24 V~ (SELV), 24 VA, 3 modules size 17.5 mm

KNX cables



01890.E
Cable for KNX systems, 2x2x0.8 mm, with LSZH sheath, CPR Eca class, compliant with KNX standard, suitable for installation with Category I power cables (U0 = 400 V), green - 100 m



01890.C
Cable for KNX systems, 2x2x0.8 mm, with LSZH sheath, CPR Cca s1 b d1 a1 class, compliant with KNX standard, suitable for installation with Category I power cables (U0 = 400 V), green - 100 m

Eikon Tactil controls



21840
4 independently programmable push buttons for managing single loads or scenarios, KNX standard, for Eikon Tactil - 2 modules. Depth: 38 mm



21860
6 independently programmable push buttons for managing single loads or scenarios, KNX standard, for Eikon Tactil - 3 modules. Depth: 38 mm



21847.5
8 sheets of stickers with symbols and lettering for customising Eikon Tactil controls



21847.6
4 sheets of stickers with lightable symbols and lettering for external/internal hotel room or cabin functions to customise Eikon Tactil controls



21847.7
4 sheets of stickers with lightable symbols and lettering for standard functions for customising Eikon Tactil controls



21847.P
Sheet of stickers with lightable symbols and lettering for customisable functions for customising Eikon Tactil controls

Eikon Exé Vintage controls



▲ 22581.01
1 control, RGB LED visible in darkness with brightness control - 1 module, white Depth: 35 mm



▲ 22581.03
1 control, RGB LED visible in darkness with brightness control - 1 module, grey Depth: 35 mm



▲ 22581.11
1 control, RGB LED visible in darkness with brightness control - 1 module, nickel Depth: 35 mm



▲ 22581.12
1 control, RGB LED visible in darkness with brightness control - 1 module, bronze Depth: 35 mm



▲ 22581.82
1 control, RGB LED visible in darkness with brightness control - 1 module, gold Depth: 35 mm



▲ 22581.88
1 control, RGB LED visible in darkness with brightness control - 1 module, satin gold Depth: 35 mm



▲ 22582.01
2 controls, RGB LED visible in darkness with brightness control - 2 modules, white Depth: 29.1 mm



▲ 22582.03
2 controls, RGB LED visible in darkness with brightness control - 2 modules, grey Depth: 29.1 mm



▲ 22582.11
2 controls, RGB LED visible in darkness with brightness control - 2 modules, nickel Depth: 29.1 mm



▲ 22582.12
2 controls, RGB LED visible in darkness with brightness control - 2 modules, bronze Depth: 29.1 mm



▲ 22582.82
2 controls, RGB LED visible in darkness with brightness control - 2 modules, gold Depth: 29.1 mm



▲ 22582.88
2 controls, RGB LED visible in darkness with brightness control - 2 modules, satin gold Depth: 29.1 mm

Controls and actuators

Eikon Exé Flat and Tondo controls



01580.AX
4 KNX push buttons, RGB LED visible in darkness with brightness control - 2 modules. Depth: 21.5 mm


01583.AX
4 push buttons, KNX Secure standard, RGB LED visible in darkness with brightness control - 2 modules Depth: 21.5 mm



01585.AX
6 KNX push buttons, RGB LED visible in darkness with brightness control - 3 modules. Depth: 21.5 mm

01588.AX
6 push buttons, KNX Secure standard, RGB LED visible in darkness with brightness control - 3 modules Depth: 21.5 mm

Eikon, Arké and Plana controls



01580
4 push buttons - 2 modules. Depth: 20 mm

01581
4 push buttons + relay actuator 16 A NO 120-240 V~ 50/60 Hz - 2 modules. Depth: 37 mm

01582
4 push buttons + actuator for 1 roller shutter with slat control, relay output for motor cosφ 0.6 2 A 120-240 V~ 50/60 Hz - 2 modules. Depth: 37

01583
4 push buttons, KNX Secure standard, RGB LED visible in darkness with brightness control - 2 modules. Depth: 20 mm



01585
6 push buttons - 3 modules. Depth: 20 mm

01586
6 push buttons + relay actuator 16 A NO 120-240 V~ 50/60 Hz - 3 modules. Depth: 37 mm

01587
6 push buttons + actuator for 1 roller shutter with slat control, relay output for motor cosφ 0.6 2 A 120-240 V~ 50/60 Hz - 3 modules. Depth: 37 mm

01588
6 push buttons, KNX standard, RGB LED visible in darkness with brightness control - 3 modules. Depth: 20 mm

Linea controls



30580
4 push buttons - 2 modules. Depth: 20.2 mm

30581
4 push buttons + relay actuator 16 A NO 120-240 V~ 50/60 Hz - 2 modules. Depth: 37.2 mm

30582
4 push buttons + actuator for 1 roller shutter with slat control, relay output for motor cosφ 0.6 2 A 120-240 V~ 50/60 Hz - 2 modules. Depth: 37.2 mm



30585
6 push buttons - 3 modules. Depth: 20.2 mm

30586
6 push buttons + relay actuator 16 A NO 120-240 V~ 50/60 Hz - 3 modules. Depth: 37.2 mm

30587
6 push buttons + actuator for 1 roller shutter with slat control, relay output for motor cosφ 0.6 2 A 120-240 V~ 50/60 Hz - 3 modules. Depth: 37.2 mm



30583
4 push buttons, KNX Secure standard, RGB LED visible in darkness with brightness control - 2 modules. Depth: 20.2 mm



30588
6 push buttons, KNX Secure standard, RGB LED visible in darkness with brightness control - 3 modules. Depth: 20.2 mm

Idea controls



16840
4 push buttons, grey - 2 modules. Depth: 19.5 mm



16840.B
White

EIKON

LINEA

ARKÉ

PLANA

Controls and actuators

Four interchangeable half-button caps for Idea controls - 1 module



16841
Neutral, grey



16841.B
White



16841.0
O symbol, grey



16841.0.B
White



16841.1
I symbol, grey



16841.1.B
White



16841.2
I O symbol, grey



16841.2.B
White



16841.3
Arrow symbol, grey



16841.3.B
White



16841.4
Control symbol, grey



16841.4.B
White



16843
Fixed, neutral, grey



16843.B
White



16842
Neutral, grey



16842.B
White



16842.0
O symbol, grey



16842.0.B
White



16842.1
I symbol, grey



16842.1.B
White



16842.2
I O symbol, grey



16842.2.B
White



16842.3
Arrow symbol, grey



16842.3.B
White



16842.4
Control symbol, grey



16842.4.B
White



16844
Fixed, neutral, grey



16844.B
White

Temperature control

Eikon, Arké and Plana thermostats



02972

Dial thermostat (heating and air conditioning), for 2- and 4-pipe systems, 3-speed and proportional fan-coil control, ON/OFF control (class I, contribution 1%), PID (class IV, contribution 2%), can be interfaced with actuator 01466.1 for modulating room thermostat (class V, contribution 3%), 1 input for sensor 20432, 19432, 14432 or 02965.1, grey - 2 modules. Depth: 28.5 mm



02972.B

As above, white



02972.N

As above, Next



02972.M

As above, Metal

Linea thermostats



30571.G

Dial thermostat (heating and air conditioning), for 2- and 4-pipe systems, 3-speed and proportional fan-coil control, ON/OFF control (class I, contribution 1%), PID (class IV, contribution 2%), can be interfaced with actuator 01466.1 for modulating room thermostat (class V, contribution 3%), 1 input for wired temperature sensor 02965.1, black - 2 modules. Depth: 31.8 mm



30571.B

As above, white



30571.C

As above, canvas

Idea thermostats



16915

Thermostat for ON/OFF control (class I, contribution 1%), 1 NO relay output 4 A 24 V~, 1 input for NTC temperature sensor 20432, 19432 or 14432, 1 programmable digital input, grey - 2 modules. Depth: 36.5 mm



16915.B

White

Temperature control

Eikon Tactil thermostats



21814.F.70

Touch screen thermostat (heating and air conditioning), 3-speed and proportional FAN-COIL control, ON/OFF control (class I, contribution 1%) PWM, PID (class IV, contribution 2%), can be interfaced with actuator 01466.1 for modulating room thermostat (class V, contribution 3%), 1 input for sensor 20432, 19432 or 14432 or wired sensor 02965.1, 1 programmable digital input, RGB LED backlighting, diamond white - 2 modules. Depth: 30.2 mm



21814.S.70

Touch screen thermostat (heating and air conditioning), configurable STAR control, ON/OFF control (class I, contribution 1%) PWM, PID (class IV, contribution 2%), can be interfaced with actuator 01466.1 for modulating room thermostat (class V, contribution 3%), 1 input for sensor 20432, 19432 or 14432 or wired sensor 02965.1, 1 programmable digital input, RGB LED backlighting, diamond white - 2 modules. Depth: 30.2 mm



21814.H.70

Touch screen thermostat (heating and air conditioning), MAKE UP ROOM and DO NOT DISTURB control, ON/OFF control (class I, contribution 1%) PWM, PID (class IV, contribution 2%), can be interfaced with actuator 01466.1 for modulating room thermostat (class V, contribution 3%), 1 input for sensor 20432, 19432 or 14432 or wired sensor 02965.1, 1 programmable digital input, RGB LED backlighting, diamond white - 2 modules. Depth: 30.2 mm



21814.F.76

Diamond black



21814.S.76

Diamond black



21814.H.76

Diamond black

Temperature control

Detectors



20850
Passive infrared motion detector, grey - 2 modules.
Depth: 26.5 mm



30575.G
Passive infrared motion detector, black - 2 modules.
Depth: 30.8 mm



19850
Passive infrared motion detector, grey - 2 modules.
Depth: 19.7 mm



16850
Passive infrared motion detector, grey - 2 modules.
Depth: 19.5 mm



14850
Passive infrared motion detector, white - 2 modules.
Depth: 19 mm



20850.B
As above, white



20850.N
As above, Next



30575.B
As above, white



19850.B
As above, white



19850.M
As above, Metal



16850.B
As above, White



14850.SL
As above, Silver



30575.C
As above, canvas

Presence and brightness sensors



▲01527.2
Detector with 360° infrared presence sensor for ON/OFF, constant control of illuminance, heating, air conditioning, ventilation according to brightness and/or movement, adjustable brightness range 1 - 1000 Lux, ceiling installation. Dim. 80x80x45 mm



▲01529.2
Detector with 360° infrared presence sensor for switching on lights according to brightness and/or movement, adjustable brightness range 1 - 1000 Lux, ceiling installation. Dim. 91x91x45 mm



▲01529.2.S
Adaptor for ceiling installation of presence detectors 01527.2 and 01529.2



01530
Light sensor for dimmer 01528, KNX standard, ceiling installation. Dimensions: 52,3x54,3x19,3 mm



01546
Weather station, KNX standard, power supply 12-32 Vdc or 12-24 Vac



02965.1
Wired temperature sensor, NTC 10 kΩ, cable length 3 m

EIKON

LINEA

ARKÉ

IDEA

PLANA

Access control

Eikon Tactil transponder card readers for outside the room



21457
Eikon Tactil transponder card reader, KNX standard, 2 relay outputs NO 4 A 24 V-, 2 inputs, 12-24 V- 50/60 Hz and 12-24 V D.C. (SELV) - 3 modules. Supplied without transponder card. Depth: 36.5 mm



21666.70
Electronic cover plate for 21457, diamond white - 3 modules



21666.71
Electronic cover plate for 21457, aqua - 3 modules



21666.73
Electronic cover plate for 21457, pearl grey - 3 modules



21666.76
Electronic cover plate for 21457, diamond black - 3 modules



21666.53
Electronic cover plate for 21457, grey quartzite - 3 modules



21666.31
Electronic cover plate for 21457, Italian walnut - 3 modules



21666.32
Electronic cover plate for 21457, white oak - 3 modules



21666.33
Electronic cover plate for 21457, wengé - 3 modules



21666.21
Electronic cover plate for 21457, cream - 3 modules



21666.22
Electronic cover plate for 21457, tobacco - 3 modules



21666.41
Electronic cover plate for 21457, glacier ice - 3 modules



OK21666.70.02
Electronic cover plate for 21457, with IP55 mounting frame, diamond white - 3 modules



OK21666.71.02
Electronic cover plate for 21457, with IP55 mounting frame, aqua - 3 modules



OK21666.73.02
Electronic cover plate for 21457, with IP55 mounting frame, pearl grey - 3 modules



OK21666.76.02
Electronic cover plate for 21457, with IP55 mounting frame, diamond black - 3 modules



21457.1
Eikon Tactil transponder card reader, KNX standard, 2 relay outputs NO 4 A 24 V-, 2 inputs, 12-24 V- 50/60 Hz and 12-24 V D.C. (SELV) - 3 modules. Supplied without transponder card. Depth: 36.5 mm



21666.70.01
Electronic cover plate for 21457.1, diamond white



21666.71.01
Electronic cover plate for 21457.1, aqua



21666.76.01
Electronic cover plate for 21457.1, diamond black

Access control

Eikon Tactil transponder card readers for outside the room



OK21666.70.03
Electronic cover plate for 21457.1, with IP55 mounting frame, diamond white - 3 modules

OK21666.71.03
Electronic cover plate for 21457.1, with IP55 mounting frame, aqua - 3 modules

OK21666.76.03
Electronic cover plate for 21457.1, with IP55 mounting frame, diamond black - 3 modules



21846
8 sheets with adhesive labels with lightable numbers for room numbering light to customise Eikon Tactil cover plates

Transponder card readers for outside the room



20457
Transponder card reader for outside the room, KNX standard, 2 relay outputs NO 4 A 24 V-, 2 inputs, 12-24 V~ 50/60 Hz and 12-24 V D.C. (SELV), grey - 3 modules.
Supplied without transponder card.
Depth: 37 mm

20457.TR
As above, tropicalised



20457.B
As above, white

20457.TR.B
As above, tropicalised



20457.N
As above, Next

20457.TR.N
As above, tropicalised



30567.G
Transponder card reader for outside the room, KNX standard, 2 relay outputs NO 4 A 24 V-, 2 inputs, 12-24 V~ 50/60 Hz and 12-24 VDC (SELV), black - 3 modules.
Supplied without transponder card.
Depth: 38.8 mm

30567.TRG
As above, tropicalised



30567.B
As above, white

30567.TRB
As above, tropicalised



30567.C
As above, canvas

30567.TRC
As above, tropicalised



19457
Transponder card reader for outside the room, KNX standard, 2 relay outputs NO 4 A 24 V-, 2 inputs, 12-24 V~ 50/60 Hz and 12-24 V D.C. (SELV), grey - 3 modules.
Supplied without transponder card.
Depth: 37 mm

19457.TR
As above, tropicalised



19457.B
As above, white

19457.TR.B
As above, tropicalised



19457.M
As above, Metal

19457.TR.M
As above, tropicalised



16927
Transponder card reader for outside the room, KNX standard, 2 relay outputs NO 4 A 24 V-, 2 inputs, 12-24 V~ 50/60 Hz and 12-24 V D.C. (SELV), grey - 3 modules.
Supplied without transponder card.
Depth: 36.5 mm



16927.B
As above, white



14457
Transponder card reader for outside the room, KNX standard, 2 relay outputs NO 4 A 24 V-, 2 inputs, 12-24 V~ 50/60 Hz and 12-24 VDC (SELV), white - 3 modules.
Supplied without transponder card.
Depth: 36 mm

14457.TR
As above, tropicalised



14457.SL
As above, white

14457.TR.SL
As above, tropicalised



01598
Programmable and customizable transponder card

EIKON LINEA ARKÉ IDEA PLANA

Access control

<p>20453 Transponder card reader, vertical pocket for inside the room, KNX standard, 2 relay outputs NO 4 A 24 V-, 2 inputs, 12-24 V- 50/60 Hz and 12-24 V D.C. (SELV), grey - 3 modules. Depth: 37 mm</p>	<p>30563.G Transponder card reader, vertical pocket for inside the room, KNX standard, 2 relay outputs NO 4 A 24 V-, 2 inputs, 12-24 V- 50/60 Hz and 12-24 VDC (SELV), black - 3 modules. Depth: 38.8 mm</p>	<p>19453 Transponder card reader, vertical pocket for inside the room, KNX standard, 2 relay outputs NO 4 A 24 V-, 2 inputs, 12-24 V- 50/60 Hz and 12-24 V D.C. (SELV), grey - 3 modules. Depth: 37 mm</p>	<p>16923 Transponder card reader, vertical pocket for inside the room, KNX standard, 2 relay outputs NO 4 A 24 V-, 2 inputs, 12-24 V- 50/60 Hz and 12-24 V D.C. (SELV), grey - 3 modules. Depth: 36.5 mm</p>	<p>14453 Transponder card reader, vertical pocket for inside the room, KNX standard, 2 relay outputs NO 4 A 24 V-, 2 inputs, 12-24 V- 50/60 Hz and 12-24 V D.C. (SELV), white - 3 modules. Depth: 36.5 mm</p>
<p>20453.B As above, white</p>	<p>30563.B As above, white</p>	<p>19453.B As above, white</p>	<p>16923.B As above, White</p>	<p>14453.SL As above, silver</p>
<p>20453.N As above, Next</p>	<p>30563.C As above, canvas</p>	<p>19453.M As above, Metal</p>		

EIKON ARKÉ IDEA PLANA

Access control

<p>20450 Transponder card reader/ programmer in 4-module tilted table mounting box, grey. To be completed with Eikon 4-module cover plate. Dim.: 148.6x79x9x88.8 mm</p>	<p>19450 Transponder card reader/ programmer in 4-module tilted table mounting box, grey. To be completed with Arké 4-module cover plate. Dim.: 148.6x82.6x9x90.3 mm</p>	<p>16920 Transponder card reader/ programmer in 3-module tilted table mounting box, grey. To be completed with Idea Classica 3-module cover plate. Dim.: 121.6x81.6x9x111 mm</p>	<p>14450 Transponder card reader/ programmer in 4-module tilted table mounting box, white. To be completed with Plana 4-module cover plate. Dim.: 142.5x78.4x9x89.2 mm</p>
<p>20450.B As above, white</p>	<p>19450.B As above, white</p>	<p>16920.B As above, white</p>	

EIKON LINEA ARKÉ IDEA PLANA

Controls and actuations

<p>0K01410.01 Guest Room Management System (GRMS) home automation system kit containing 1 By-me home automation light gateway 01410, 1 Router By-me Plus KNX Secure IP 01507, 1 power supply unit 230 V- 29 VDC 400 mA 01400</p>	<p>0K01410.02 Guest Room Management System (GRMS) home automation system kit containing 1 By-me home automation light gateway 01410, 1 Router By-me Plus KNX Secure TP 01506, 1 power supply unit 230 V- 29 VDC 400 mA 01400</p>
---	---

Interchangeable half-button caps for Eikon Exé Flat controls - 1 module

<p>22751.01 Neutral, white</p>	<p>22751.03 Grey</p>	<p>22751.11 Nickel</p>	<p>22751.12 Bronze</p>	<p>22751.82 Gold</p>	<p>22751.88 Satin gold</p>
<p>22751.0.01 With no symbols, customisable, white</p>	<p>22751.0.03 Grey</p>	<p>22751.0.11 Nickel</p>	<p>22751.0.12 Bronze</p>	<p>22751.0.82 Gold</p>	<p>22751.0.88 Satin gold</p>
<p>22751.1.01 ON/OFF, white</p>	<p>22751.1.03 Grey</p>	<p>22751.1.11 Nickel</p>	<p>22751.1.12 Bronze</p>	<p>22751.1.82 Gold</p>	<p>22751.1.88 Satin gold</p>
<p>22751.2.01 Arrow, white</p>	<p>22751.2.03 Grey</p>	<p>22751.2.11 Nickel</p>	<p>22751.2.12 Bronze</p>	<p>22751.2.82 Gold</p>	<p>22751.2.88 Satin gold</p>
<p>22751.3.01 Control, white</p>	<p>22751.3.03 Grey</p>	<p>22751.3.11 Nickel</p>	<p>22751.3.12 Bronze</p>	<p>22751.3.82 Gold</p>	<p>22751.3.88 Satin gold</p>

Two interchangeable buttons for Eikon Exé Tondo controls

<p>22751.RN.01 Lightable, white</p>	<p>22751.RN.03 Grey</p>	<p>22751.RN.11 Nickel</p>	<p>22751.RN.12 Bronze</p>	<p>22751.RN.82 Gold</p>	<p>22751.RN.88 Satin gold</p>
--	------------------------------------	--------------------------------------	--------------------------------------	------------------------------------	--

Black	White	Canvas
-------	-------	--------

Linea with XT platform - Control and actuation

Basic controls



32121.G
2 push buttons, also configurable as 1 rocker button, LED with status function and visible in darkness with brightness control, central LED matrix to customise symbols or animation - 1 front module



32121.B
2 push buttons, also configurable as 1 rocker button, LED with status function and visible in darkness with brightness control, central LED matrix to customise symbols or animation - 1 front module



32121.C
2 push buttons, also configurable as 1 rocker button, LED with status function and visible in darkness with brightness control, central LED matrix to customise symbols or animation - 1 front module



32131.G
2 push buttons, also configurable as 1 rocker button, LED with status function and visible in darkness with brightness control, central label to customise symbols - 1 front module

Advanced controls



32123.G
2 push buttons, also configurable as 1 rocker button, proximity function, LED matrix with status function or for scenario animation and visible in darkness with brightness control, central LED matrix to customise symbols or animation - 1 front module



32123.B
2 push buttons, also configurable as 1 rocker button, proximity function, LED matrix with status function or for scenario animation and visible in darkness with brightness control, central LED matrix to customise symbols or animation - 1 front module



32123.C
2 push buttons, also configurable as 1 rocker button, proximity function, LED matrix with status function or for scenario animation and visible in darkness with brightness control, central LED matrix to customise symbols or animation - 1 front module



32133.G
2 push buttons customisable with labels, also configurable as 1 rocker button, proximity function, labels with status function and visible in darkness with brightness control, central label to customise symbols - 1 front module

** Photo with example icons to depict the control switched on

* Not to be used in European Countries

▲ New article

Δ Available until stocks last

Black	White	Canvas
-------	-------	--------

Linea with XT platform - Control and actuation

Double advanced controls



32124.G
4 push buttons, proximity function, LED with status function and visible in darkness with brightness control - 1 front module



32124.B
4 push buttons, proximity function, LED with status function and visible in darkness with brightness control - 1 front module



32124.C
4 push buttons, proximity function, LED with status function and visible in darkness with brightness control - 1 front module




32134.G
4 push buttons customisable with labels, proximity function, labels with status function and visible in darkness with brightness control - 1 front module

Fixed buttons



32020.G
XT fixed button - 1 front module



32020.B
XT fixed button - 1 front module



32020.C
XT fixed button - 1 front module

Device power supply node



32101
Linea device power supply node with XT platform, KNX standard, BUS 30 VDC power supply, to be installed and completed with Linea mounting frames and front modules with XT platform on KNX standard

Sheet of labels



32090.PG
Sheet of customisable labels for XT 1-module front controls


Black	White	Canvas
-------	-------	--------

Temperature control

Multisensor



▲ 32142.G
KNX standard control device, thermostat function for ambient temperature control (heating and air-conditioning), 2- and 4-pipe system management, 3-speed and proportional fan coil control, class I temperature control device (contribution 1%) in ON/OFF mode, class IV (contribution 2%) in PID mode, can be interfaced with actuator with proportional analogue outputs to create a class V modulating room thermostat (contribution 3%), humidistat function with ON/OFF control with respect to a set parameter, VOC (volatile organic compound) function with ON/OFF control or to call up 2 scenarios, 2 push button function with configuration as 1 rocker button with status identification LED, central LED matrix to customise symbols or animation, proximity function, white LED backlighting - 2 front modules



▲ 32142.B
KNX standard control device, thermostat function for room temperature control (heating and air-conditioning), 2- and 4-pipe system management, 3-speed and proportional fan coil control, class I temperature control device (contribution 1%) in ON/OFF mode, class IV (contribution 2%) in PID mode, can be interfaced with actuator with proportional analogue outputs to create a class V modulating room thermostat (contribution 3%), humidistat function with ON/OFF control with respect to a set parameter, VOC (volatile organic compound) function with ON/OFF control or to call up 2 scenarios, 2 push button function with configuration as 1 rocker button with status identification LED, central LED matrix to customise symbols or animation, proximity function, white LED backlighting - 2 front modules



▲ 32142.C
KNX standard control device, thermostat function for room temperature control (heating and air-conditioning), 2- and 4-pipe system management, 3-speed and proportional fan coil control, class I temperature control device (contribution 1%) in ON/OFF mode, class IV (contribution 2%) in PID mode, can be interfaced with actuator with proportional analogue outputs to create a class V modulating room thermostat (contribution 3%), humidistat function with ON/OFF control with respect to a set parameter, VOC (volatile organic compound) function with ON/OFF control or to call up 2 scenarios, 2 push button function with configuration as 1 rocker button with status identification LED, central LED matrix to customise symbols or animation, proximity function, white LED backlighting - 2 front modules

Control devices with climate control symbols



▲ 32144.G
4 push buttons with backlighting CLIMATE CONTROL symbols and visible in darkness with brightness control - 1 front module



▲ 32144.B
4 push buttons with backlighting CLIMATE CONTROL symbols and visible in darkness with brightness control - 1 front module



▲ 32144.C
4 push buttons with backlighting CLIMATE CONTROL symbols and visible in darkness with brightness control - 1 front module

Black	White	Canvas
-------	-------	--------

Linea with XT platform - Completion accessories


Mounting frames for Linea devices with XT platform




32602.G
2 flush mounting modules, 3 XT front modules, without screws, for mounting boxes ø 60 mm




32602.B
2 flush mounting modules, 3 XT front modules, without screws, for mounting boxes ø 60 mm




32602.C
2 flush mounting modules, 3 XT front modules, without screws, for mounting boxes ø 60 mm




32603.G
3 flush mounting modules, 4 XT front modules, with screws, for 3-module mounting boxes




32603.B
3 flush mounting modules, 4 XT front modules, with screws, for 3-module mounting boxes




32603.C
3 flush mounting modules, 4 XT front modules, with screws, for 3-module mounting boxes



32604.G
4 flush mounting modules, 5 XT front modules, with screws, for 4-module mounting boxes




32604.B
4 flush mounting modules, 5 XT front modules, with screws, for 4-module mounting boxes



32604.C
4 flush mounting modules, 5 XT front modules, with screws, for 4-module mounting boxes


Mixed mounting frames for Linea devices with XT platform and Linea connector blocks




32613.G
1 XT node, 1 XT front module, 1 or 2 Linea connector blocks up to 2 modules, with screws, for 3-module mounting boxes, complete with cover plate



32613.B
1 XT node, 1 XT front module, 1 or 2 Linea connector blocks up to 2 modules, with screws, for 3-module mounting boxes, complete with cover plate



32613.C
1 XT node, 1 XT front module, 1 or 2 Linea connector blocks up to 2 modules, with screws, for 3-module mounting boxes, complete with cover plate



32614.G
1 XT node and 1 XT actuator, 2 XT front modules, 1 or 2 Linea connector blocks up to 2 modules, with screws, for 4-module mounting boxes, complete with cover plate



32614.B
1 XT node and 1 XT actuator, 2 XT front modules, 1 or 2 Linea connector blocks up to 2 modules, with screws, for 4-module mounting boxes, complete with cover plate



32614.C
1 XT node and 1 XT actuator, 2 XT front modules, 1 or 2 Linea connector blocks up to 2 modules, with screws, for 4-module mounting boxes, complete with cover plate

Controls and actuations

Interchangeable half-button caps for controls - 1 module

<p>20751 Neutral, customisable¹, grey</p>	<p>31480.G Neutral, customisable¹, black</p>	<p>19751 Neutral, customisable¹, grey 19751.AB As above, antibacterial material</p>	<p>14751 Neutral, customisable¹, white</p>
<p>20751.B As above, white</p>	<p>20751.N As above, Next</p>	<p>31480.B As above, white</p>	<p>31480.C As above, canvas</p>
<p>20751.0 Fixed, grey</p>	<p>31480.ZG Fixed, black</p>	<p>19751.0 Fixed, grey 19751.AB.0 As above, antibacterial material</p>	<p>14751.0 Fixed, white</p>
<p>20751.0.B As above, white</p>	<p>20751.0.N As above, Next</p>	<p>31480.ZB As above, white</p>	<p>31480.ZC As above, canvas</p>
<p>20751.1 ON/OFF, grey</p>	<p>31480.YG ON/OFF, black</p>	<p>19751.1 ON/OFF, grey 19751.AB.1 As above, antibacterial material</p>	<p>14751.1 ON/OFF, white</p>
<p>20751.1.B As above, white</p>	<p>20751.1.N As above, Next</p>	<p>31480.YB As above, white</p>	<p>31480.YC As above, canvas</p>
<p>20751.1.B As above, white</p>	<p>20751.1.N As above, Next</p>	<p>19751.1.B As above, white 19751.AB.1.B As above, antibacterial material</p>	<p>19751.1.M As above, Metal</p>
<p>14751.1.SL As above, Silver</p>			

Controls and actuations

Interchangeable half-button caps for controls - 1 module

<p>20751.2 Arrow, grey</p>	<p>31480.FG Arrow, black</p>	<p>19751.2 Arrow, grey 19751.AB.2 As above, antibacterial material</p>	<p>14751.2 Arrow, white</p>
<p>20751.2.B As above, white</p>	<p>20751.2.N As above, Next</p>	<p>31480.FB As above, white</p>	<p>31480.FC As above, canvas</p>
<p>20751.3 Control, grey</p>	<p>31480.RG Control, black</p>	<p>19751.3 Control, grey 19751.AB.3 As above, antibacterial material</p>	<p>14751.3 Control, white</p>
<p>20751.3.B As above, white</p>	<p>20751.3.N As above, Next</p>	<p>31480.RB As above, white</p>	<p>31480.RC As above, canvas</p>
<p>20751.3.B As above, white</p>	<p>20751.3.N As above, Next</p>	<p>19751.3.B As above, white 19751.AB.3.B As above, antibacterial material</p>	<p>19751.3.M As above, Metal</p>
<p>14751.3.SL As above, Silver</p>			


































Interchangeable half-button caps for controls - 2 modules

<p>20752 Neutral, customisable¹, grey</p>	<p>31480.2G Neutral, customisable¹, black</p>	<p>19752 Neutral, customisable¹, grey</p>	<p>14752 Neutral, customisable¹, white</p>
<p>20752.B As above, white</p>	<p>20752.N As above, Next</p>	<p>31480.2B As above, white</p>	<p>31480.2C As above, canvas</p>
<p>20752.B As above, white</p>	<p>20752.M As above, Metal</p>	<p>14752.SL As above, Silver</p>	

EIKON | LINEA | ARKÉ | PLANA

Controls and actuations

Interchangeable half-button caps for controls - 2 modules

 20752.1 ON/OFF, grey	 20752.1.B As above, white	 20752.1.N As above, Next	 31480.2YG ON/OFF, black	 31480.2YB As above, white	 31480.2YC As above, canvas	 19752.1 ON/OFF, grey	 19752.1.B As above, white	 19752.1.M As above, Metal	 14752.1 ON/OFF, white	 14752.1.SL As above, Silver
 20752.2 Arrow, grey	 20752.2.B As above, white	 20752.2.N As above, Next	 31480.2FG Arrow, black	 31480.2FB As above, white	 31480.2FC As above, canvas	 19752.2 Arrow, grey	 19752.2.B As above, white	 19752.2.M As above, Metal	 14752.2 Arrow, white	 14752.2.SL As above, Silver
 20752.3 Control, grey	 20752.3.B As above, white	 20752.3.N As above, Next	 31480.2RG Control, black	 31480.2RB As above, white	 31480.2RC As above, canvas	 19752.3 Control, grey	 19752.3.B As above, white	 19752.3.M As above, Metal	 14752.3 Control, white	 14752.3.SL As above, Silver

EIKON | LINEA | ARKÉ | PLANA

Controls and actuations

Accessories

 00802.14 Orientable support, grey - 2 modules For Eikon and Arké devices.	 00802 Orientable support, white - 2 modules For Eikon, Arké and Plana devices.	 00802.20 Orientable support, Silver - 2 modules For Eikon and Plana devices.
 00805.14 Adaptor for fixing flush mounting orientable supports, grey - 2 modules. Depth: 36.5 mm For Eikon and Arké devices.	 00805 Adaptor for fixing flush mounting orientable supports, white - 2 modules. Depth: 36.5 mm For Eikon, Arké and Plana devices.	 00805.20 Adaptor for fixing flush mounting orientable supports, Silver - 2 modules. Depth: 36.5 mm For Eikon and Plana devices.
 00800.14 Surface mounting fixing frame for orientable supports, grey For Eikon and Arké devices.	 00800 Surface mounting fixing frame for orientable supports, white For Eikon, Arké and Plana devices.	 00800.20 Surface mounting fixing frame for orientable supports, Silver For Eikon and Plana devices.

EIKON ARKÉ IDEA PLANA

Temperature control

Probes and sensors



20432
Temperature sensor, 1 output, grey
Depth: 24.4 mm



20432.B
As above, white



20432.N
As above, Next



19432
Temperature sensor, 1 output, grey
Depth: 24.4 mm



19432.B
As above, white



19432.M
As above, Metal



14432
Temperature sensor, 1 output, white
Depth: 23.4 mm



14432.SL
As above, Silver



02965.1
Wired temperature sensor, from -40 to +120 °C - 3 m

EIKON ARKÉ IDEA PLANA

Remote assistance devices

Hands-free, radio push button and interface



03890
Remote assistance hands-free device for calling recorded numbers via LTE mobile network. The hands-free call is sent by pressing the "Alarm" push button or the push button on the bracelet/pendant accessory. The device can also receive incoming calls with automatic answering



03893
Radio push button for remote assistance hands-free calls, can be worn as a pendant or bracelet, IP65, power supply with non-replaceable 3V CR2032 lithium battery



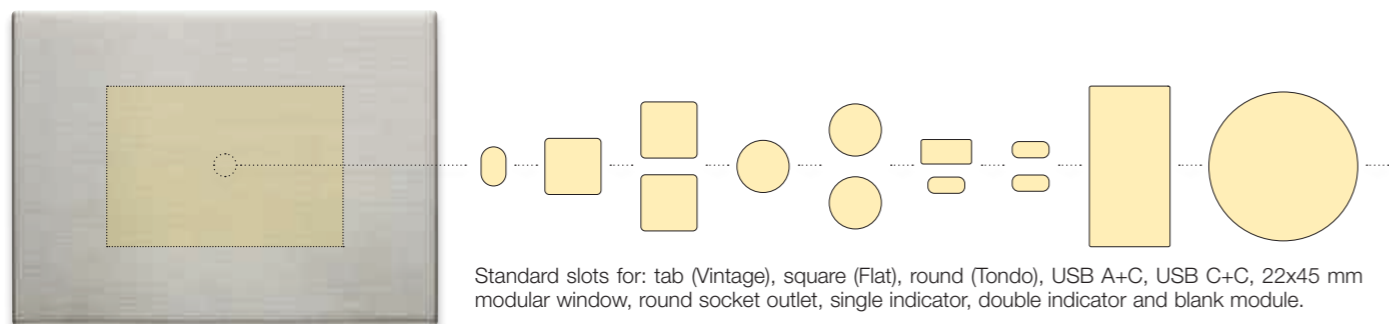
03895
Radio interface for remote assistance hands-free calls, 1 wired voltage-free contact input to initiate a call, power supply with 3V CR123 lithium battery (supplied)

Cover plates with **customised slots**

Vimar's customisation offering for its Eikon Exé cover plates has been extended with the standardisation of slots to install controls and devices. The cover plate can be defined, among the available finishes, by specifying the type of slot and its position from a list.



EIKON CONTROLS AND DEVICES CAN BE COMBINED THANKS TO DEDICATED SLOTS.



Multi-window cover plates with **customised slots**

Eikon Exé cover plates can be supplied with customised holes for mounting different types of devices. The cover plates available for customisation are those with the standard modular design (2, 3, 4 and 7 modules), and British modular designs (3 and 5 modules) in the following finishes:

Metal



Glass*




Mirrors*



**This material is not available for Eikon Exé Tondo and Vintage cover plates.*

DEDICATED HOLES FOR VINTAGE, FLAT AND TONDO CONTROLS.



SLOTS FOR CONTROLS AND 1-, 2- AND 3-MODULE DEVICES.

Installation of controls and 1-, 2- and 3-module devices requires the use of a single 22x45 mm modular slot or of 2 or 3 paired holes, respectively.

DEDICATED SLOTS FOR ROUND SOCKET OUTLETS, USB SOCKET OUTLETS AND INDICATOR UNITS.



The German and French standard socket outlets (22208..., 22212.FL...) can also be used for Eikon Exé 2-module standard cover plates (22642.FN). USB A+C and C+C socket outlets (22292.AC.15 and 22292.CC.15) and the indicators (22386 and 22388) are only to be used with cover plates with customised slots

Eikon - Cover plates and controls customisation

Indications for customisation

- all devices, buttons and cover plates are customized depending on conditions described below;
- Eikon Tactil**
all cover plates shown in the area highlighted in grey can be customised, with the exception of the Pearl grey cover plate (73);
- Eikon Evo**
the following finishings of cover plates are not customizable: **Crystal:** silver ice (72), pearl grey (73), opal brown (74), bronze mirror (75);
- Eikon Exé**
the following finishings of cover plates are not customizable: **Marbled stone-ware:** White Calacatta (51), Coffee brown (52), Black Marquina (53); **Mirrors:** Ice silver (75), Shiny bronze (76), Opal brown (77); **Glass:** Satin black (73) and **Exclusive metals:** Antique gold (85);
- Eikon Chrome**
the following finishings of cover plates are not customizable: **Bright:** matt titanium (C14);
- Wooden cover plate** customization: prices and quantities agreed with the commercial networks.
- if the required customisation is including in the "Library of standard symbols and wording", indicate the item code + symbol/wording code, if the customisation is not included in the table check its feasibility with the sales network;
- for requests for large quantities of customised items not included in the "Library of standard symbols and wording" please contact the Vimar sales network.

Laser customization advantages

- indelible engraving that does not deteriorate over time;
- service available even for minimal quantities;
- possibility of ordering the same customization at different times with identical results.

The few limits of technology

- it is not possible to reproduce coloured images.

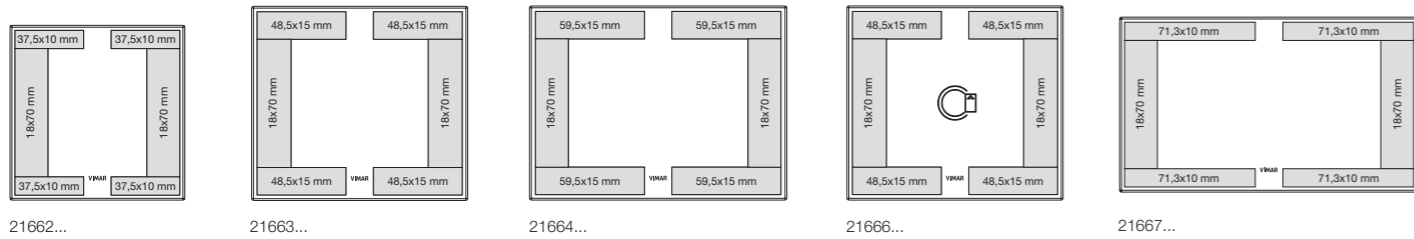
What to supply

- an image in EPS or DXF format of the subject to be reproduced, minimum line width and minimum distance between lines: 0.5 mm.

How to proceed

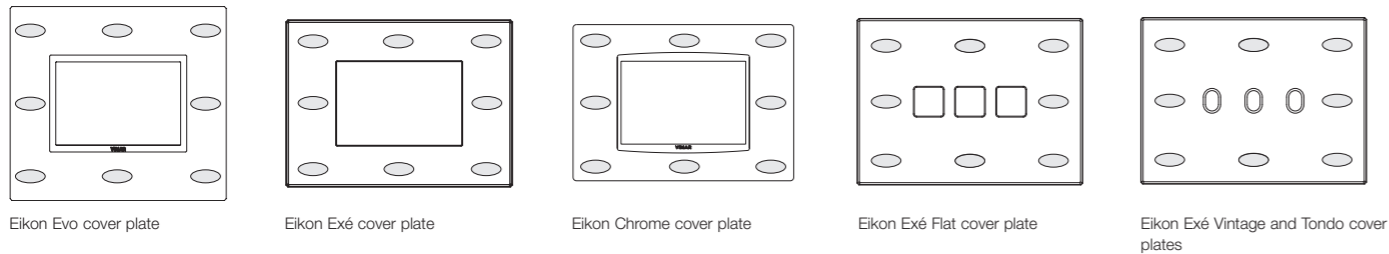
- deliver all the documentation to your area wholesaler/distributor, who will then forward it to Vimar.

Eikon Tactil cover plates: customisation positions (see area in grey)




Eikon Evo, Eikon Exé and Eikon Chrome cover plates: customisation positions

(see area in grey)



Example of customised cover plate



Eikon - Cover plates and controls customisation

Controls and buttons: positions and features


Type	Customisation position	Backlit customisation	Not backlit customisation
Conventional rocker controls 1 and 2 modules and interchangeable buttons 1, 2 and 3 modules		NO	positions 1 and 2
Buttons for conventional rocker controls 20031, 20032 and 20033		position 3 only in the 14x7 mm area	positions 1 and 2
Axial controls. 1 and 2 modules		NO	positions 1 and 2
Buttons for axial controls 20131.0, 20132.0 and 20133.0		position 2 with Mylar 14x7 mm stickers	positions 1 and 3
Pair of 1-module buttons for RF devices		NO	positions 1 and 2
2-module button for RF devices		NO	positions 1 and 2
Type	Customisation position	Backlit customisation	Not backlit customisation
Home automation controls. 1-module half-buttons		only in the 10x10 mm area	if the LED programming is "OFF" the whole button area can be customised
Home automation controls. 2-module half-buttons		only in the 10x10 mm area	if the LED programming is "OFF" the whole button area can be customised

Specifications for customising home automation controls with wording

To be backlit, customisation with wording not included in the "Library of standard symbols and wording", must have no more than 3 text rows, each with maximum 8 capital letters, font height 1,7 mm and style as per the library. Depending on the length of the text, the wording must be positioned as shown in the figures to the side.

Text on 1 row	Text on 2 rows	Text on 3 rows

Example of customised controls and buttons



Rocker controls and customisable buttons



Buttons for axial controls with backlit customisation



Buttons for radiofrequency controls with customisation



2-module button for radiofrequency controls with customisation



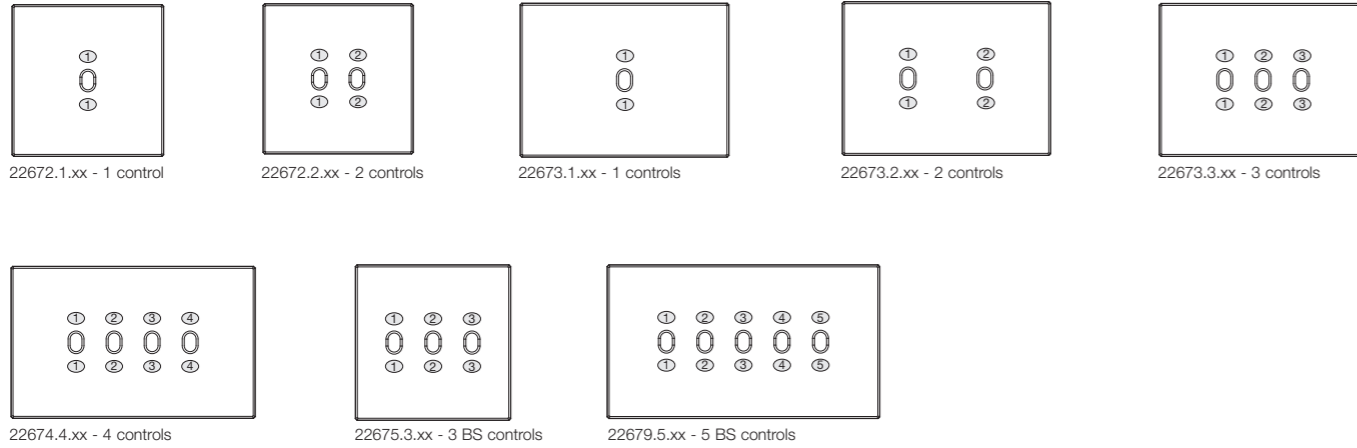
Home automation controls with customisation not backlit



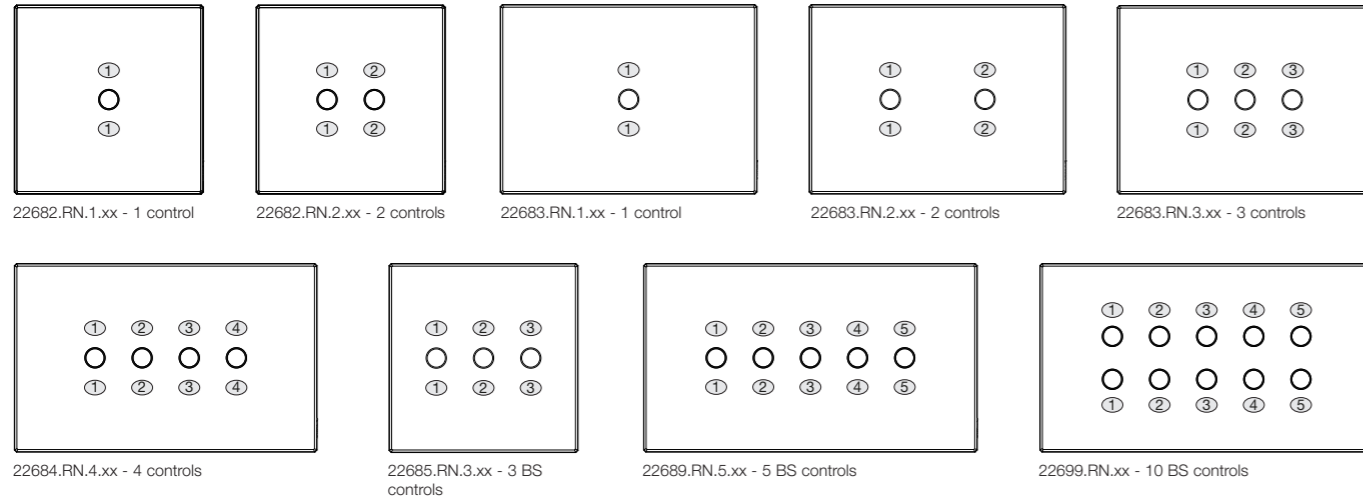
Home automation controls with backlit customisation (example with text)

Eikon - Cover plates and controls customisation

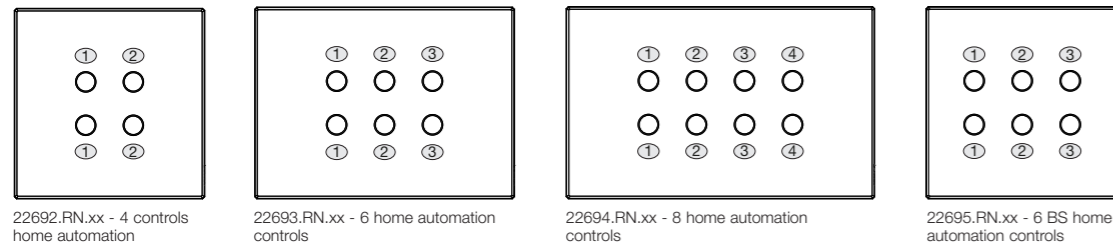
Vintage controls: possible positions to customize



Possible positions for customising Tondo controls.

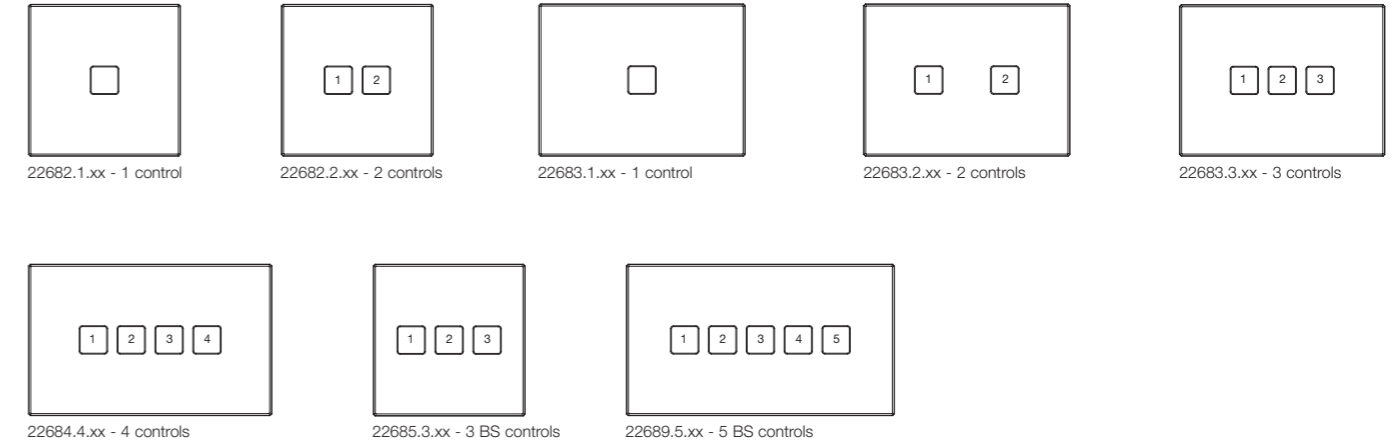


Possible positions for customising Tondo home automation controls.

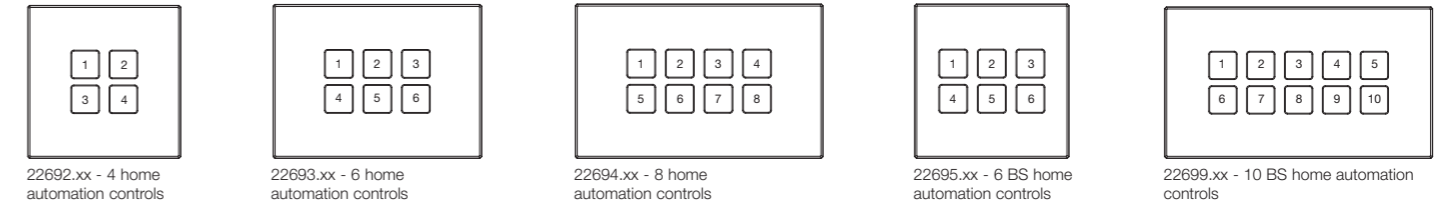


Eikon - Cover plates and controls customisation

Flat conventional controls: possible positions to customize



Flat home automation controls: possible positions to customize



Flat home automation controls: positions and features

Finishes	Customisation position	Backlit customisation	Not backlit customisation
01 Matt white, 03 Anthracite grey, 12 Brushed dark bronze 88 Satin gold		only in the 10x10 mm area	if the LED programming is "OFF" the whole button area can be customised
11 Brushed nickel, 82 Gold		Ask information to sales network	Ask information to sales network
Texts positions			
To be backlit, customisation with wording not included in the "Library of standard symbols and wording", must have no more than 3 text rows, each with maximum 8 capital letters, font height 1,7 mm and style as per the library. Depending on the length of the text, the wording must be positioned as shown in the figures to the side.	Text on 1 row	Text on 2 rows	Text on 3 rows

Example of customised Vintage and Flat controls



Eikon Exé Vintage: customised 3-gang conventional control



Eikon Exé Flat: customised 6-gang home automation controls with RGB backlighting



Eikon Exé Tondo with 3 customised controls

Cover plate and controls customisation

How to customise cover plates and controls

- if the customisation requested is listed in the table 'Standard symbols and words library', indicate the article code + symbol/word code, if the customisation is not included in the table, contact the Vimar sales department for feasibility;
- for requests for large quantities of customisations not included in the "Standard symbols and words library" please contact the Vimar sales department.

The advantages of laser-engraved customisations

- precise, indelible and permanent reproduction and engraving;
- service available even for minimum quantities;
- possibility of re-ordering the same customisation at different times with identical results.

Limits of reproduction

- colour subjects cannot be reproduced.

What to provide

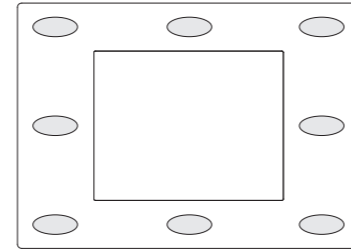
- a digital image of the subject in EPS or DXF format, with a minimum thickness of the line and gap between lines of 0.5 mm.

What to do

- provide all the material to your local wholesaler or distributor, who will forward it to Vimar.

Cover plates: customisation positions

(see area in grey)






Controls and buttons: position and characteristics

Type	Customisation position	Backlit customisation	Non-backlit customisation
Aligned controls and traditional rocker controls. 1- and 2-module		NO	position 1 and 2
Aligned controls with vertical light beam. 1- and 2-module		NO	position 1, 2 and 3
Axial controls. 1- and 2-module		NO	position 1 and 3
Buttons with diffuser for aligned and axial controls. 1- and 2-module		YES only position 2 only in the 10x10 mm area	position 1 and 3
Pair of 1-module buttons for radio frequency controls		NO	position 1 and 2
2-module button for radio frequency controls		NO	position 1 and 2
Home automation controls. 1-module button caps <i>Note. The customisation of the home automation system button 31480 is applied to the completely neutral surface.</i>		YES only in the 10x10 mm area	if the LED programming is always "OFF" the whole button area can be customised
Home automation controls. 2-module button caps <i>Note. The customisation of the home automation system button 31480.2 is applied to the completely neutral surface.</i>		YES only in the 10x10 mm area	if the LED programming is always "OFF" the whole button area can be customised
Aligned 1-module home automation system button (P31481.B/C/G) <i>Note. The customisation of the home automation system button is applied to the completely neutral surface.</i>		YES only in the 10x10 mm area	if the programming of the LED is always "OFF" you can customise the whole button area
Aligned 1-module home automation system button with vertical beam. (P31481.SB/C/G) <i>Note. The customisation of the home automation system button is applied to the completely neutral surface.</i>		YES only in the 10x10 mm area	if the programming of the LED is always "OFF" you can customise the whole button area

Example of customised cover plate




Examples of buttons and controls with customisation



Specifications for customising home automation system control buttons with words	Position of wording		
	Text on 1 row	Text on 2 rows	Text on 3 rows
- for the home automation system control buttons: the wording can have backlighting inside the 10x10 mm space with up to 3 text rows, each row with a maximum of 8 capital letters, with a font height of 1.7 mm and style as per the library, positioned as shown in the table below. For wording without backlighting, the entire button area can be customised. <i>Note. The customisation of the home automation system button 31480 is applied to the completely neutral surface.</i>	Position of wording and symbol		
	Text on 1 row		
- The symbols and wording for the home automation system control buttons can be combined together within an area measuring 10x10 mm. The symbol will be reduced by 20% with respect to the standard, the text of a maximum of 8 characters with a height of 1.7 mm (in 1 row) can be positioned over or under the symbol. If there are buttons with symbol only or symbol+text in the same system, all the symbols will be reduced by 20% and positioned aligned with one another.			

Customisation of Linea controls with XT platform

Linea controls with XT platform can be customised in **two ways**: using dynamic, customisable LED icons which can be customised using the App or by applying a label of the chosen symbol directly onto the back of the button in black finish, after removing it from its control, whereas for controls in white and canvas finish, contact the sales network.



Completely customisable symbols from a large library, via the application of a label onto the back of the button in black finish (art. code P32090.PG, each sheet contains 24 symbols to choose from). Indicate the quantity and code of the symbol in your order (see the "Standard symbols and words library" on the following pages). For white and canvas finishes, contact our sales network.

Dynamic, customisable LED icons via App. Possibility of smart backlighting: white at various brightness levels. No symbol is visible when the device is off.

Smart card customisation

The card can be customised upon request at the back. Send a digital image of the subject to reproduce in eps, tiff or jpg format.



Bluetooth network name customisation

The name of the Bluetooth network can be customised for the Bluetooth interface (30495) of the Sound system.

What to provide

- annex a file with extension .txt to the order
- the name of the .txt file must be created as follows:
e.g. **P30495_6.txt**
P30495: required product code preceded by P;
'6' the number of rows in the .txt file = quantity of the required product code;

Format of the .txt file

- use standard ASCII European characters;
- name of the network to be customised, max 23 characters (including spaces);
- the text on a new line identifies the end of the string to be customised;
- the number of rows must correspond to the quantity of the required article code;
- each row must indicate the requested customisation, even when repeated;

Example of txt file compilation (e.g. P30495_6.txt)

B&B	room 1
B&B	room 2
B&B	room 3
B&B	room 4
B&B	room 5
B&B	room 6

Controls and buttons: positions and features

Type	Customisation position	Backlit customisation	Not backlit customisation
Conventional rocker controls 1 and 2 modules		NO	positions 1 and 2
Buttons for conventional rocker controls. 1, 2 and 3 modules		position 3 with Mylar 12x8 mm stickers	positions 1 and 2
Axial controls. 1 and 2 modules		NO	positions 1 and 3
Buttons for axial controls. 1 and 2 modules		position 2 with Mylar 12x8 mm stickers	positions 1 and 3
Pair of 1-module buttons for RF devices		NO	positions 1 and 2
2-module button for RF devices		NO	positions 1 and 2
Home automation controls. 1-module half-buttons		only in the 10x10 mm area	if the LED programming is "OFF" the whole button area can be customised
Home automation controls. 2-module half-buttons		only in the 10x10 mm area	if the LED programming is "OFF" the whole button area can be customised

Specifications for customising home automation controls with wording			
	Text on 1 row	Text on 2 rows	Text on 3 rows
To be backlit, customisation with wording not included in the "Library of standard symbols and wording", must have no more than 3 text rows, each with maximum 8 capital letters, font height 1.7 mm and style as per the library. Depending on the length of the text, the wording must be positioned as shown in the figures to the side.			

Example of customised controls and buttons



Rocker controls and buttons with backlit customisation



Axial controls and buttons with backlit customisation



Buttons for radiofrequency controls with customisation



Home automation controls with customisation not backlit



Home automation controls with backlit customisation (example with text)

Indications for customisation

- all devices, buttons and cover plates are customized depending on conditions described below;
- the following **cover plates cannot be customised**: Technopolymer: iridescent brown (23), polished gold (24), matt gold (25), ash (31), fir (32), makoré (33); Metal: antique brass (76);
- wooden cover plate customisation: prices and quantities to be agreed with the sales network;**
- if the required customisation is including in the "Library of standard symbols and wording", indicate the item code + symbol/wording code, **if the customisation is not included in the table check its feasibility with the sales network;**
- for requests for large quantities of customised items not included in the "Library of standard symbols and wording" please contact the Vimar sales network

Laser customisation advantages

- high-precise and indelible reproduction and laser engraving over time;
- service available even for minimal quantities;
- possibility of ordering the same customisation at different times with identical results.

The few limits of technology

- it is not possible to reproduce coloured images.

What to supply

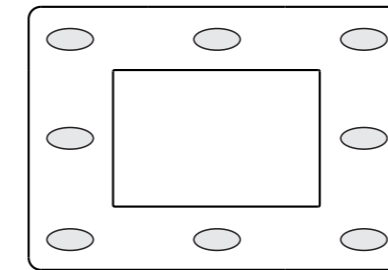
- an image in EPS or DXF format of the subject to be reproduced, minimum line width and minimum distance between lines: 0.5 mm.

How to proceed

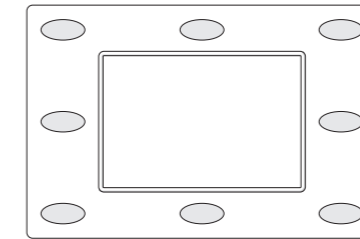
- deliver all the documentation to your area wholesaler/distributor, who will then forward it to Vimar.

Cover plates: customisation positions

(see area in grey)



Plana Up



Plana

Example of customised cover plate



Controls and buttons: position and characteristics

Type	Customisation position	Backlit customisation	Non-backlit customisation
Traditional rocker controls and interchangeable buttons with backlighting point		NO	position 1 and 2
Traditional interchangeable rocker buttons 14021, 14022, 14022.AB		YES only position 3 the area is lit by a ring	position 1 and 2
Interchangeable buttons 14021.G, 14022.G and 14023.G		YES only position 3 in the Ø 10 mm area lit by a disc	position 1 and 2
Axial controls		NO	position 1 and 3
Pair of 1-module buttons for radio frequency controls		NO	position 1 and 2
2-module button for radio frequency controls		NO	position 1 and 2
1-module button caps		NO backlit LED only	during the programming phase, you can choose the status of the "OFF" or "ON" LED or various brightness levels
Home automation controls. 2-module button caps		NO backlit LED only	during the programming phase, you can choose the status of the "OFF" or "ON" LED or various brightness levels

Examples of buttons and controls with customisation



Indications for customisation

- all devices, buttons and cover plates are customized depending on conditions described below;
- if the required customisation is including in the 'Library of standard symbols and wording', indicate the item code + symbol/wording code, **if the customisation is not included in the table check its feasibility with the sales network.**
- the **visible in darkness** customization is possible only in symbol engraved buttons and with diffuser (e. g. 09021.G and 09021.G.CM).

The few limits of technology

- it is not possible to reproduce coloured images.

What to supply

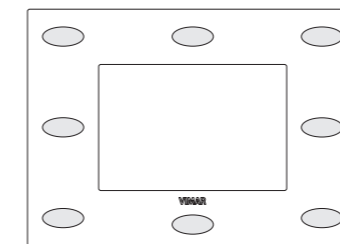
- an image in EPS or DXF format of the subject to be reproduced, minimum line width and minimum distance between lines: 0.5 mm.

How to proceed

- deliver all the documentation to your area wholesaler/distributor, who will then forward it to Vimar.

Cover plates: customisation positions

(see area in grey)



Example of customised cover plate



Controls and buttons: positions and features

Type	Customisation position*	Backlit customisation	Not backlit customisation
1-module controls and interchangeable buttons		NO	NO
Lightable 1-module controls and interchangeable buttons 09021.N and 09021.N.CM		NO	positions 1 and 2
Lightable 1-module controls and interchangeable buttons 09021.G and 09021.G.CM		position 3	positions 1 and 2
2-module controls and interchangeable buttons		NO	NO
Lightable 2-module controls and interchangeable buttons 09022.N and 09022.N.CM		NO	positions 1, 2 and 3

* when position is not indicated, the customization is possible in the whole area of the button/control

Example of customised controls and buttons



Neve Up - White: backlighting controls and interchangeable buttons



Neve Up - Carbon matt: backlighting controls and interchangeable buttons

Eikon - Standard symbols and wordings

◆ symbols already on product catalogue

WITHOUT SYMBOL	S20.300													
LIGHTS														
ENVIRON- MENTS														
SCENARIOS														
HOTEL														
NAUTICAL														
ACCESSES														
ROLLER SHUTTERS WINDOWS AND CURTAINS														
CLIMATE CONTROL						GARDEN								
MUSIC AND AUDIO														
NUMBERS AND TEXT														

Linea - Standard symbols and wordings

◆ symbols already on product catalogue

WITHOUT SYMBOL	S30.300													
LIGHTS														
ENVIRON- MENTS														
SCENARIOS														
HOTEL														
NAUTICAL														
ACCESSES														
ROLLER SHUTTERS WINDOWS AND CURTAINS														
CLIMATE CONTROL								GARDEN						
MUSIC AND AUDIO														
NUMBERS AND TEXT														

◆ symbols already on product catalogue

WITHOUT SYMBOL	S19.300														
LIGHTS	S19.301	S19.302	S19.303	S19.304	S19.305	S19.306	S19.307	S19.308	S19.309	S19.310	S19.311	S19.312	S19.313	S19.314	
	◆S19.315	S19.316	S19.317	S19.318	S19.319	S19.320	S19.321	S19.322	S19.323	S19.324	S19.325	S19.326	S19.327	S19.328	
	S19.329	S19.330	S19.331	S19.332	S19.333	S19.334	S19.335	S19.336	S19.337	S19.338	◆S19.339	◆S19.340	S19.341	S19.342	
	◆S19.343	S19.344	S19.345	S19.346	◆S19.347	◆S19.348	◆S19.349	◆S19.350	S19.351	S19.352					
ENVIRON- MENTS	S19.353	S19.354	S19.355	S19.356	S19.357	S19.358	S19.359	S19.360	S19.361	S19.362	S19.363	S19.364	S19.365	S19.366	
	S19.367	S19.368	S19.369	S19.370	S19.371	S19.372	S19.373								
SCENARIOS	S19.374	S19.375	S19.376	S19.377	S19.378	S19.379	S19.380	S19.381	S19.382	S19.383	S19.384	S19.385	S19.386		
	S19.387	S19.388	S19.389												
HOTEL	S19.390	S19.391	S19.392	S19.393	S19.394	S19.395	S19.396	DO NOT DISTURB	MAKE UP ROOM	S19.399	S19.400	S19.401	SAVE THE PLANET		
NAUTICAL	S19.403	S19.404	S19.405												
ACCESSES	◆S19.406	S19.407	◆S19.408	S19.409	S19.410	S19.411	S19.412								
ROLLER SHUTTERS WINDOWS AND CURTAINS	◆S19.413	◆S19.414	S19.415	S19.416	S19.417	S19.418	S19.419	S19.420	S19.421	S19.422	S19.423	S19.424	S19.425	◆S19.426	
	◆S19.427	S19.428	S19.429	S19.430	S19.431	S19.432	S19.433	S19.434	S19.435	S19.436	S19.437	S19.438	S19.439	S19.440	
	S19.441	S19.442	S19.443	S19.444	S19.445										
CLIMATE CONTROL	S19.446	S19.447	S19.448	S19.449	S19.450	GARDEN				S19.453	S19.454				
MUSIC AND AUDIO	S19.455	S19.456	S19.457	S19.458	S19.459	S19.460	S19.461								
NUMBERS AND TEXT	S19.462	S19.463	S19.464	S19.465	S19.466	S19.467	S19.468	S19.469	S19.470	S19.471	S19.472	ESTERNO	EXTERNAL	GENERALE	
	S19.475	S19.476	S19.477	S19.478											

◆ symbols already on product catalogue

WITHOUT SYMBOL	S14.301														
LIGHTS	◆S14.315	S14.316	S14.317	S14.318	S14.319	S14.320	S14.321	S14.322	S14.323	S14.324	S14.325	S14.326	S14.327	S14.328	
	S14.329	S14.330	S14.331	S14.332	S14.333	S14.334	S14.335	S14.336	S14.337	S14.338	◆S14.339	◆S14.340	S14.341	S14.342	
	◆S14.343	S14.344	S14.345	S14.346	◆S14.347	◆S14.348	◆S14.349	◆S14.350	S14.351	S14.352					
ENVIRON- MENTS	S14.353	S14.354	S14.355	S14.356	S14.357	S14.358	S14.359	S14.360	S14.361	S14.362	S14.363	S14.364	S14.365	S14.366	
	S14.367	S14.368	S14.369	S14.370	S14.371	S14.372	S14.373								
SCENARIOS	S14.374	S14.375	S14.376	S14.377	S14.378	S14.379	S14.380	S14.381	S14.382	S14.383	S14.384	S14.385	S14.386		
	S14.387	S14.388	S14.389												
HOTEL	S14.390	S14.391	S14.392	S14.393	S14.394	S14.395	S14.396	do not disturb	make up room	S14.399	S14.400	S14.401	save the planet		
NAUTICAL	S14.403	S14.404	S14.405												
ACCESSES	◆S14.406	S14.407	◆S14.408	S14.409	S14.410	S14.411	S14.412								
ROLLER SHUTTERS WINDOWS AND CURTAINS	◆S14.413	◆S14.414	S14.415	S14.416	S14.417	S14.418	S14.419	S14.420	S14.421	S14.422	S14.423	S14.424	S14.425	◆S14.426	
	◆S14.427	S14.428	S14.429	S14.430	S14.431	S14.432	S14.433	S14.434	S14.435	S14.436	S14.437	S14.438	S14.439	S14.440	
	S14.441	S14.442	S14.443	S14.444	S14.445										
CLIMATE CONTROL	S14.446	S14.447	S14.448	S14.449	S14.450	GARDEN				S14.453	S14.454				
MUSIC AND AUDIO	S14.455	S14.456	S14.457	S14.458	S14.459	S14.460	S14.461								
NUMBERS AND TEXT	S14.462	S14.463	S14.464	S14.465	S14.466	S14.467	S14.468	S14.469	S14.470	S14.471	S14.472	esterno	external	generale	
	S14.475	S14.476	S14.477	S14.478											

Neve Up - Library of standard symbols and wording

◆ symbols already on product catalogue visible in darkness

WITHOUT SYMBOL														
LIGHTS														
ENVIRON- MENTS														
SCENARIOS														
HOTEL														
NAUTICAL														
ACCESSES														
ROLLER SHUTTERS WINDOWS AND CURTAINS														
CLIMATE CONTROL														
						GARDEN								
MUSIC AND AUDIO														
NUMBERS AND TEXT														
	general	bagno	toilette	mode	text...	text...	text...	text...	esterno	external	generale			

Smart card and Bluetooth network

Smart card customization

The rear of the card can be customised on request, by providing a digital image of the subject in eps, tiff or jpg format.



Bluetooth network name customisation

The name of the Bluetooth network can be customised for articles in the sound system: Bluetooth interface (20589) and stereo amplifier for speakers (20590).

What to provide

- annex a file with extension .txt to the order
- the name of the .txt file must be created as follows:
e.g. **P20590_6.txt**
P20590: required product code preceded by the letter P; '6' is the number of rows in the txt file = quantity of the required product code;

Format of the .txt file

- use standard ASCII European characters;
- name of the network to be customised, max 23 characters (including spaces);
- the text on a new line identifies the end of the string to be customised;
- the number of rows must correspond to the quantity of the required article code;
- each row must indicate the requested customisation, even when repeated.

Example of txt file compilation (e.g. P20590_6.txt)

B&B	room 1
B&B	room 2
B&B	room 3
B&B	room 4
B&B	room 5
B&B	room 6

Accessories

LED signalling unit for Eikon, Linea*, Arké, Plana and Neve Up traditional controls

5 V~ - 0,01 W	12-24 V~ - 0,1 W	120 V~ 50/60 Hz - 0,2 W	250 V~ 50/60 Hz - 0,35 W
▲ 00936.5.A: amber	00935.A: amber	00936.120.A: amber	00936.250.A: amber
▲ 00936.5.G: green	00935.G: green	00936.120.G: green	00936.250.G: green
▲ 00936.5.R: red	00935.R: red	00936.120.R: red	00936.250.R: red
▲ 00936.5.B: blue	00935.B: blue	00936.120.B: blue	00936.250.B: blue
▲ 00936.5.W: white	00935.W: white	00936.120.W: white	00936.250.W: white
	00935.WW: warm white		00936.250.WW: warm white

*Only for Linea traditional rocker controls

LED signalling unit for Eikon, Arké axial controls

5 V~ - 0,01 W	12-24 V~ - 0,1 W	110-250 V~ 50/60 Hz - 0,3 W
▲ 00937.5.A: amber	00937.A: amber	00938.A: amber
▲ 00937.5.G: green	00937.G: green	00938.G: green
▲ 00937.5.R: red	00937.R: red	00938.R: red
▲ 00937.5.B: blue	00937.B: blue	00938.B: blue
▲ 00937.5.W: white	00937.W: white	00938.W: white
	00937.WW: warm white	00938.WW: warm white

LED signalling unit for Linea aligned and axial controls

5 V~ - 0,01 W	12-24 V~ - 0,1 W	110-250 V~ 50/60 Hz - 0,4 W	For Quid 220-240 V~ 50/60 Hz
▲ 00946.G: green	00941.A: amber	00943.A: amber	00945.G: green
▲ 00946.R: red	00941.G: green	00943.G: green	
▲ 00946.W: white	00941.R: red	00943.R: red	
	00941.B: sky blue	00943.B: sky blue	
	00941.W: white	00943.W: white	
	00941.WW: warm white	00943.WW: sky blue	
	00942.W: with night signalling, white	00944.W: with night signalling, white	

E10 10x21 mm lamps

LED:
00940
230 V~ 0,7 W, white

E10 10x28 mm lamps

Incandescent:
14771
24 V~ 3 W, white¹
14777
230 V~ 3 W, white¹


Pre-wired signalling units

00930
250 V~ 0,3 W, red
suitable for British
standard socket outlets

00931
110-250 V~ 0,5 W,
amber

Accessories

Transparent cover for mounting frames



21602.C
For 2-module frame,
71 mm fixing centres



21613.C
For 3-module frame



21614.C
For 4-module frame



21617.C
For 7-module frame



21618.C
For 8 (4+4)-module frame

Transparent covers for Linea supports



30602.C
For 2-module frame,
71 mm fixing centres



30613.C
For 3-module frame



30614.C
For 4-module frame



30617.C
For 7-module frame

Adaptors for DIN rail (60715 TH35) installation



V51921
1-module support



V51922
2-module support



V51923
3-module support

ENCLOSURES AND BOXES



Flush mounting boxes

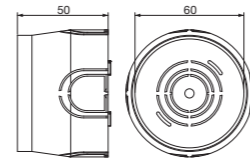
Flush mounting boxes for masonry



V71001
Round ø 60 mm
(GW 650 °C),
light blue



V71001.AU
Round ø 60 mm
(GW 960 °C),
black



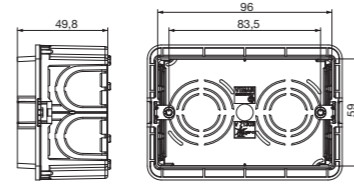
V71001, V71001.AU



V71303
(GW 650 °C), light blue
- 3 modules



V71303.AU
(GW 960 °C), black
- 3 modules



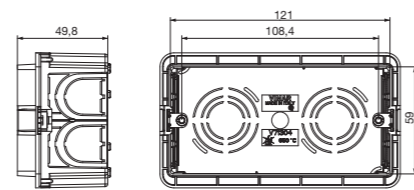
V71303, V71303.AU



V71304
(GW 650 °C), light blue
- 4 modules



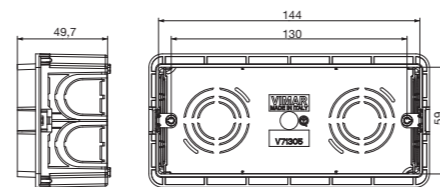
V71304.AU
(GW 960 °C), black
- 4 modules



V71304, V71304.AU



V71305
(GW 650 °C), light blue
- 5 modules



V71305




Dividing screen to realize modular and electrically separated compartments



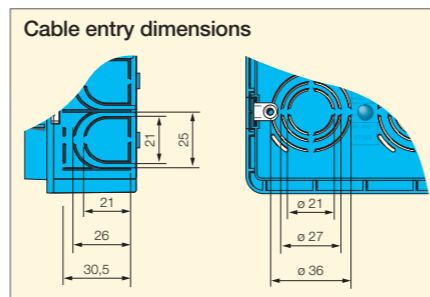
Knockouts on all sides to accommodate differently sized conduits



Precise back to back positioning, thanks to marking and stopping pins



Knockouts fixed to the box in two points only



ENCLOSURES AND BOXES



Flush mounting boxes

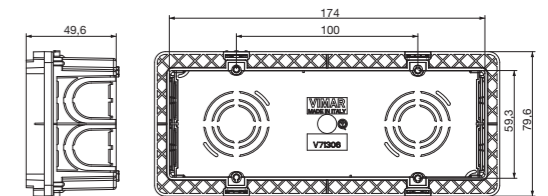
Flush mounting boxes for masonry



V71306
(GW 650 °C), light blue
- 6/7 modules



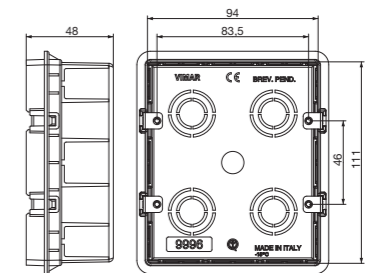
V71306.AU
(GW 960 °C), black
- 6/7 modules



V71306, V71306.AU



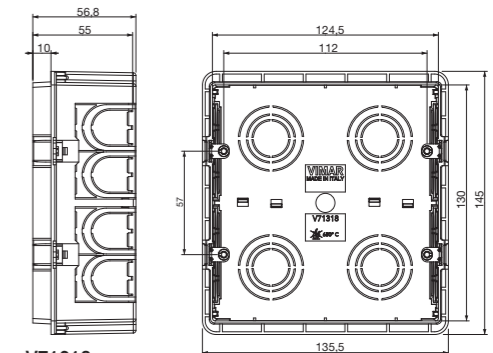
09996
(GW 650 °C), light blue
- 6 (3+3) modules



09996



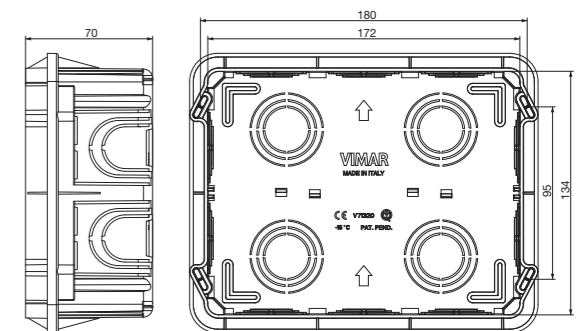
V71318
(GW 650 °C), light blue
- 8 modules



V71318



V71320
(GW 650 °C), light blue
- 12/14 modules



V71320

ENCLOSURES AND BOXES

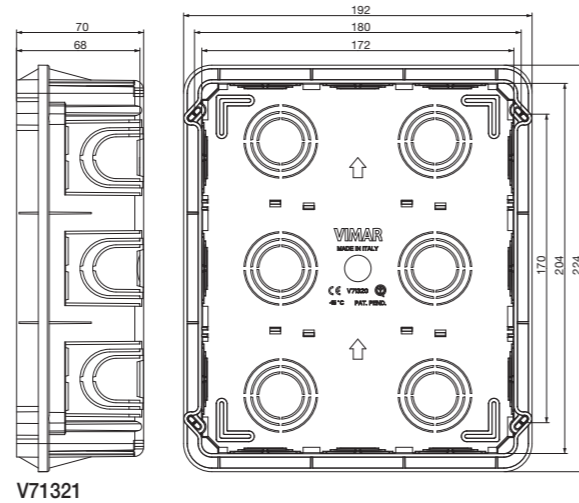


Flush mounting boxes

Flush mounting boxes for masonry



V71321
(GW 650 °C), light blue
- 18/21 modules



V71321

Antimortar protective covers for flush mounting masonry boxes



V71011
Cover for V71001 and
V71001.AU, yellow



V71323
Cover for V71303 and
V71303.AU, yellow



V71324
Cover for V71304 and
V71304.AU, yellow



V71326
Cover for V71306 and
V71306.AU, yellow




V71328
Cover for V71318 and
V71718, yellow

Accessories for flush mounting masonry boxes



V71563
Coupling joints for both horizontal and
vertical compositions in flush-mounting
boxes V71303, V71304, V71305,
V71306. Length 58,2 mm, yellow

Side-by-side installation with V71563 joint plate



ENCLOSURES AND BOXES



Flush mounting boxes

Flush mounting boxes for hollow walls



V71701
Round ø 60 mm (GW 850 °C),
light blue, suitable only for
mounting frames without claws



V71703
(GW 850 °C), light blue
- 3 modules




V71704
(GW 850 °C), light blue
- 4 modules



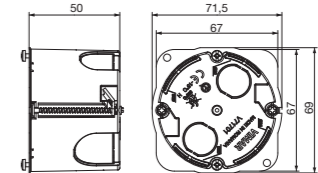
V71706
(GW 850 °C), light blue
- 6/7 modules



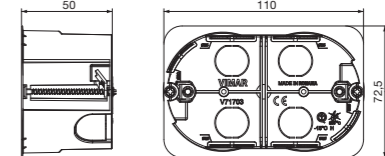
V71718
(GW 850 °C), light blue
- 8 modules



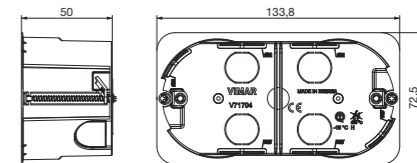
V71720
Multifunction (GW 850 °C), light blue.
Casing for ordinary use (GP)
- 12/14 modules



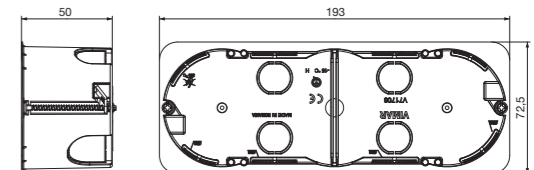
V71701



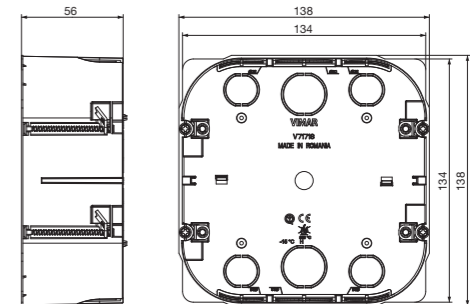
V71703



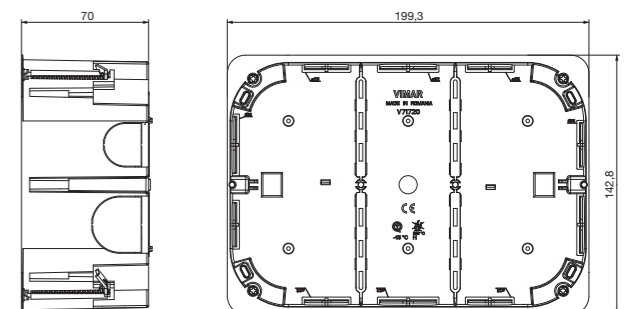
V71704



V71706



V71718



V71720

ENCLOSURES AND BOXES



Flush mounting boxes

Multifunction accessories for hollow walls flush mounting boxes




V71571
Support for installing boxes V71701 on light walls inside the wall, yellow:
• centring template;
• coupling joint for mounting boxes in horizontal and vertical banks



V71573
Support for installing boxes V71703 on light walls inside the wall, yellow:
• centring template;
• coupling joint for mounting boxes in horizontal and vertical banks



V71574
Support for installing boxes V71704 on light walls inside the wall, yellow:
• centring template;
• coupling joint for mounting boxes in horizontal and vertical banks



1. and 2. Use the **V71573** accessory as a template for a precise drilling.
3. Remove with a cutter or scissors the central grid. The accessory can also be used as a tie.
4. When box positioned, fix it to the hollow wall with screws for plasterboard.
5. The result is a flush profile.

Accessories for flush mounting masonry and hollow wall boxes



V71550
Dividing screen for boxes V71303... V71304... V71305... V71306... V71703, V71704, V71706, yellow



V71551
Horizontal dividing screen for boxes V71320, V71321, V71620, V71720, 09920... 09921... yellow. Allows to realize electrically separated compartments inside the box



V71552
Horizontal dividing screen for boxes V71318 and V71718, yellow. Allows to realize electrically separated compartments inside the box

Covers for flush mounting masonry and hollow wall boxes



02645
Round, ø 76 mm, with claws for ø 55-70 mm boxes, urea resin, white



02646
Round, ø 94 mm, with claws for ø 75-85 mm boxes, urea resin, white



02647
Square, 82x82 mm, with claws for ø 55-70 mm boxes, urea resin, white



02648
Square, 101x101 mm, with claws for ø 75-85 mm boxes, urea resin, white



02653
Rectangular, with screws for V71303... boxes, urea resin, white. Fixing centres at 83,5 mm



V71630
Rectangular, with screws for V71320 and V71720 boxes, white

ENCLOSURES AND BOXES



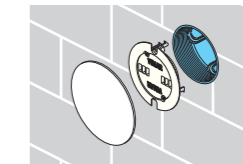
Flush mounting boxes

Flush-to-wall covers for flush mounting masonry and hollow wall boxes

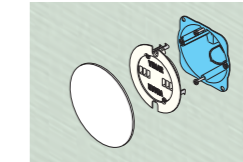


V71632
Flush-to-wall cover for 2-module boxes, white

Fixing method



Masonry walls.
The box mounting frame is fastened using **claws**, while the cover snaps into the mounting frame without leaving any screws visible.



Hollow walls.
The box mounting frame is fastened using **screws**, while the cover snaps into the mounting frame without leaving any screws visible.


Flush-to-wall covers for flush mounting masonry and hollow wall boxes



V71633
Flush-to-wall cover for 3-module boxes, white



V71634
Flush-to-wall cover for 4-module boxes, white



V71631
Cover for V71318 and V71718 boxes, snap fixing to V71328 antimortar cover (provided), white

Flush-to-wall cover: installation on flush mounting boxes

Compatibility.
Can be installed on flush-mounting masonry and hollow wall boxes.

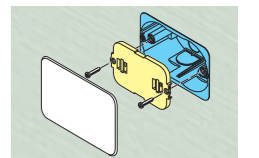
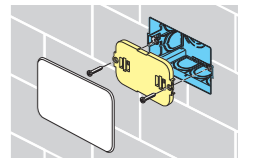


Reversible mounting frame.
The mounting frame can be installed on both sides, depending on the box installation depth.

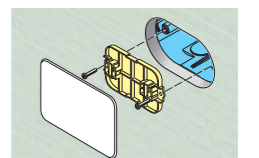
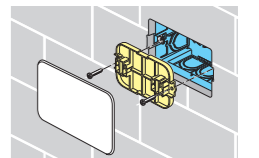
Cover.
The cover is installed on the mounting frame using a snap-on system, which ensures that the installation is solid, with optimal aesthetic performance as there are no screws.

Maximum aesthetic performance.
As the cover protrudes very little, can be painted and has a smooth surface, it is invisible even when installed in full view.

Installation with standard box depth



Installation with increased box depth



ENCLOSURES AND BOXES



Surface mounting boxes

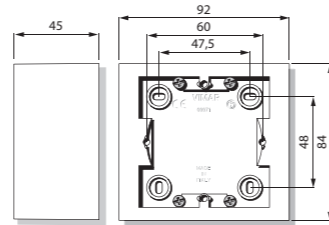
Surface mounting boxes



09971.A
Square, for 1- or 2-reduced-module
Idea, RAL 9001 ivory. Idea series:
suitable for Classica cover plate only



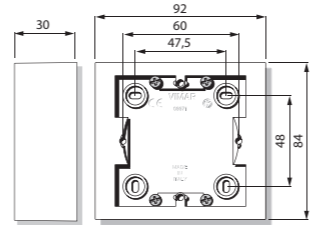
09971.01
Square, for 1- or 2-reduced-module
Idea, white. Idea series: suitable for
Classica cover plate only



09971...



09972.01
Square, for 1- or 2-reduced-module
Idea, white



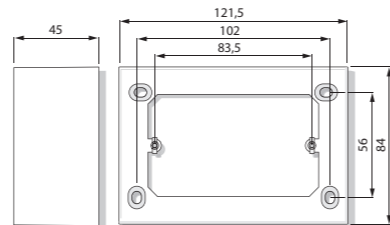
09972...



09975.A
Rectangular, for 3-module,
RAL 9001 ivory. Idea: suitable
only for Classica cover plates



09975.01
Rectangular, for 3-module,
white. Idea: suitable only for
Classica cover plates



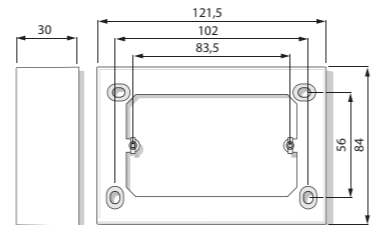
09975...



09976.04
Rectangular, for 3-module,
Idea white. Idea: suitable only
for Classica cover plates



09976.14
Rectangular, for 3-module,
Idea grey. Idea: suitable only
for Classica cover plates



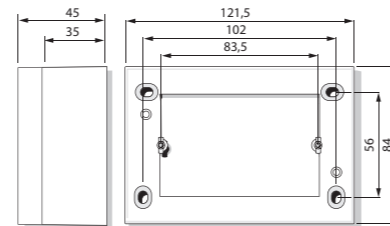
09976...



09983
Rectangular, for 3-module,
grey



09983.01
Rectangular, for 3-module,
white



09983...

ENCLOSURES AND BOXES

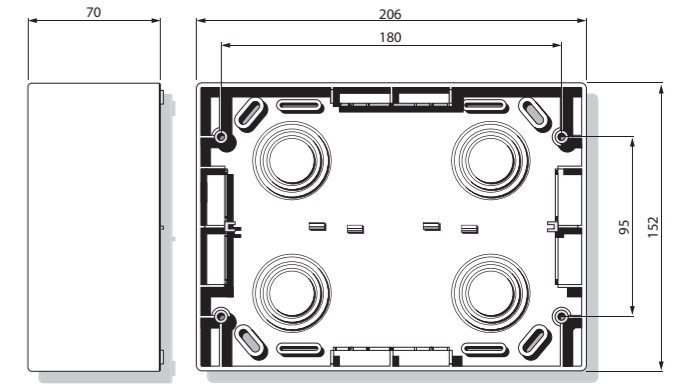


Surface mounting boxes

Surface mounting boxes



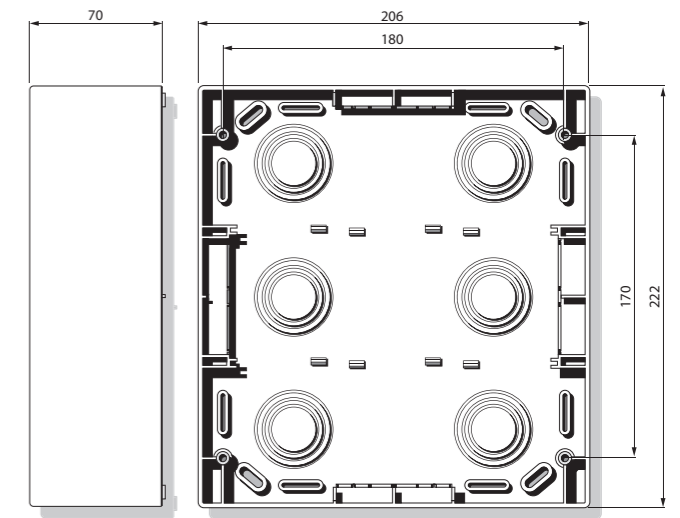
09920.01
Rectangular, for 12-(6+6)-module,
white



09920...



09921.01
Rectangular, for 18-(6+6+6)-module,
white



09921.01

ENCLOSURES AND BOXES



Isoset: IP40 surface mounting boxes

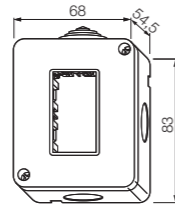
Isoset IP40 boxes



14801
1-module



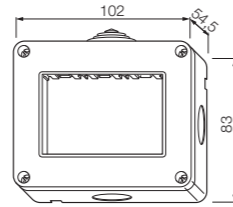
14802
2-module, horizontal and vertical device fixing



14801, 14802



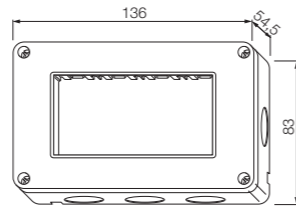
14803
3-module



14803



14804
4-module



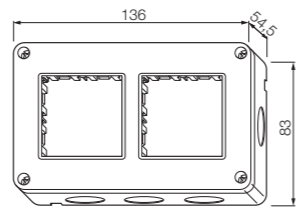
14804



14812
4-module (2+2), horizontal and vertical device fixing



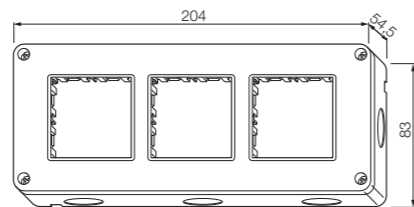
In the same box it is possible the horizontal and vertical device fixing.



14812



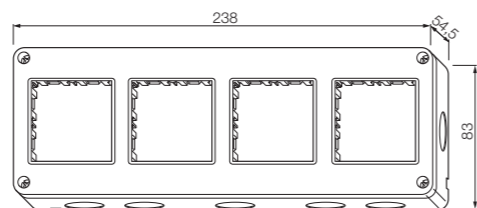
14813
6-module (2+2+2), horizontal and vertical device fixing



14813



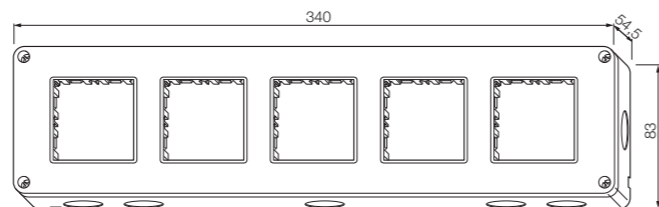
14814
8-module (2+2+2+2), horizontal and vertical device fixing



14814



14815
10-module (2+2+2+2+2), horizontal and vertical device fixing



14815

ENCLOSURES AND BOXES

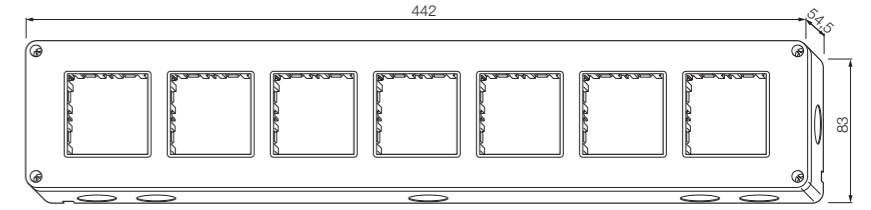


Isoset: IP40 surface mounting boxes

Isoset IP40 boxes



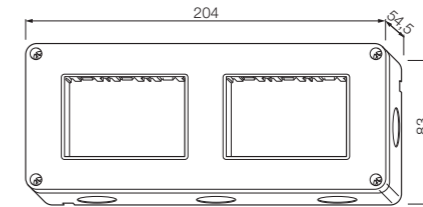
14817
14-module (2+2+2+2+2+2), horizontal and vertical device fixing



14817



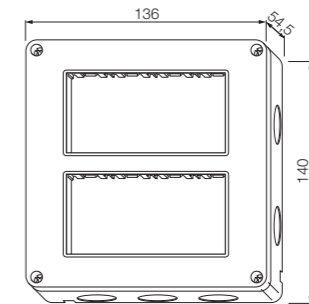
14827
6-module (3+3 in horizontal)



14827



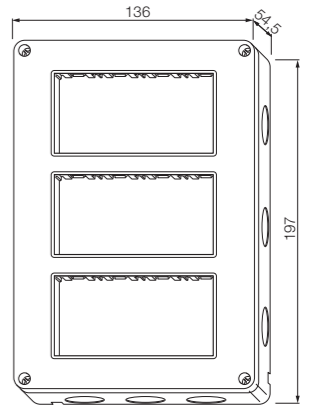
14832
8-module (4+4 in vertical)



14832



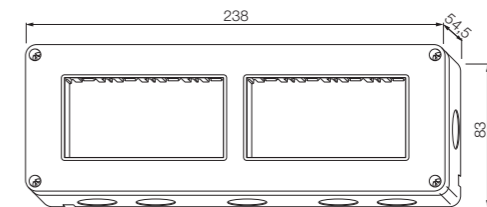
14833
12-module (4+4+4 in vertical)



14833



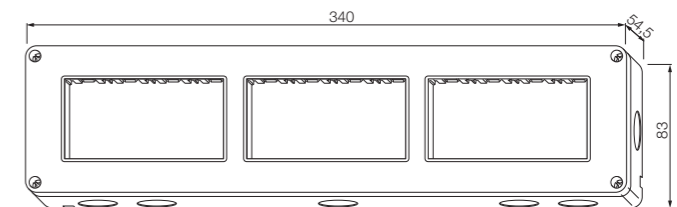
14837
8-module (4+4 in horizontal)



14837



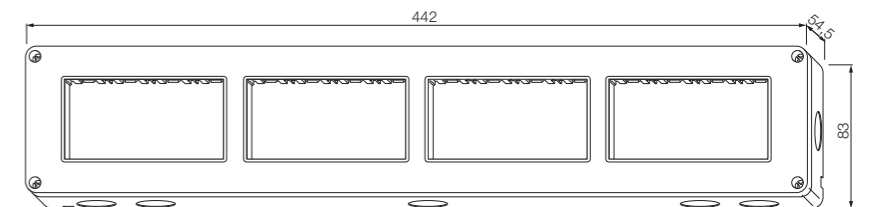
14838
12-module (4+4+4 in horizontal)



14838



14839
16-module (4+4+4+4 in horizontal)



14839

ENCLOSURES AND BOXES



Isoset: IP55 surface mounting boxes

Isoset IP55 boxes



14901
1-module

14902
2-module



14903
3-module



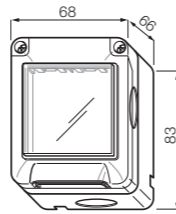
14904
4-module



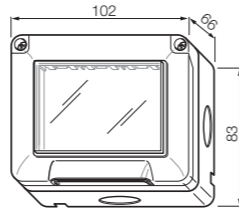
14912
8-module (4+4 in vertical)



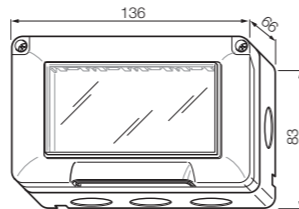
14913
12-module (4+4+4 in vertical)



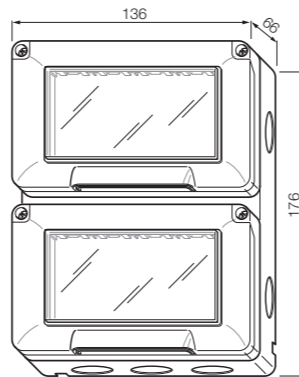
14901, 14902



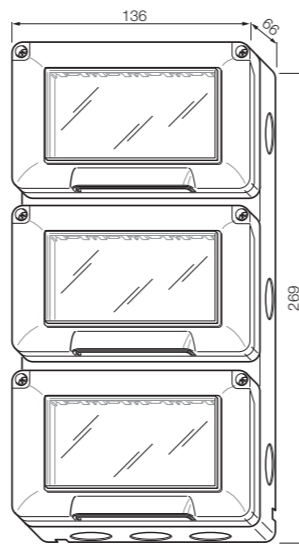
14903



14904



14912



14913

ENCLOSURES AND BOXES



Isoset: IP55 surface mounting covers

Isoset IP55 covers



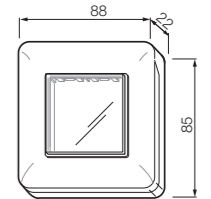
14931
with claws for
ø 60 mm box,
RAL 7035 grey
- 2 modules



14931.01
with claws for
ø 60 mm box,
white
- 2 modules



14931.14
with claws for
ø 60 mm box,
granite grey
- 2 modules



14931...



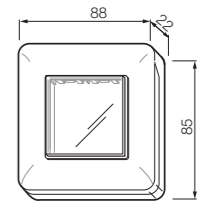
14932
with screws, for 60 mm
distance between centres
box, RAL 7035 grey
- 2 modules



14932.01
with screws, for 60
mm distance between
centres box, white
- 2 modules



14932.14
with screws, for 60
mm distance between
centres box, granite
grey - 2 modules



14932...



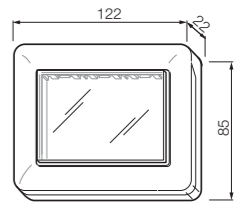
14943
with screws, for
3-module box,
RAL 7035 grey
- 3 modules



14943.01
with screws, for
3-module box, white
- 3 modules



14943.14
with screws, for
3-module box, granite
grey - 3 modules



14943...



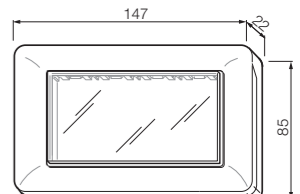
14944
with screws, for
4-module box,
RAL 7035 grey
- 4 modules



14944.01
with screws, for
4-module box, white
- 4 modules



14944.14
with screws, for
4-module box, granite
grey - 4 modules



14944...

IP55 covers



14963
Watertight IP55 cover with
inserted plug, 2 Eikon, Arké and
Plana modules, for installation
on 3-module flush mounting box

IP44 protected cover



14923
IP44 protected cover with transparent door, 3
modules, for installation on a 3-module flush
mounting box. The central part of the mem-
brane enables activating the controls inside
with the cover closed. Compatible with Eikon
Exé, Linea, Arké, Plana and the main wiring
series on the market

IP55 covers



▲ 30931.02
IP55 surface mounting cover with claws, for ø 60 mm flush mounting boxes - 2 modules



▲ 30931.00
IP55 surface mounting cover with claws, for ø 60 mm flush mounting boxes - 2 modules



▲ 30931.01
IP55 surface mounting cover with claws, for ø 60 mm flush mounting boxes - 2 modules



▲ 30932.02
IP55 surface mounting cover for flush mounting boxes with 60 mm distance between centres - 2 modules



▲ 30932.00
IP55 surface mounting cover for flush mounting boxes with 60 mm distance between centres - 2 modules



▲ 30932.01
IP55 surface mounting cover for flush mounting boxes with 60 mm distance between centres - 2 modules



▲ 30943.02
IP55 surface mounting cover with screws, for 3-module flush mounting boxes - 3 modules



▲ 30943.00
IP55 surface mounting cover with screws, for 3-module flush mounting boxes - 3 modules



▲ 30943.01
IP55 surface mounting cover with screws, for 3-module flush mounting boxes - 3 modules



▲ 30944.02
IP55 surface mounting cover with screws, for 4-module flush mounting boxes - 4 modules



▲ 30944.00
IP55 surface mounting cover with screws, for 4-module flush mounting boxes - 4 modules



▲ 30944.01
IP55 surface mounting cover with screws, for 4-module flush mounting boxes - 4 modules

IP40 enclosures



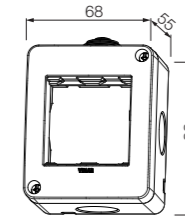
▲ 09802
2 modules



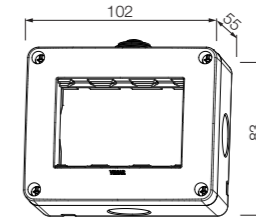
▲ 09803
3 modules



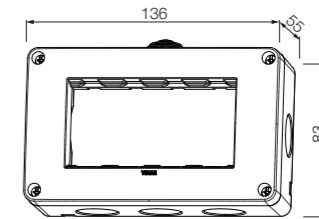
▲ 09804
4 modules



▲ 09802



▲ 09803



▲ 09804

ENCLOSURES AND BOXES

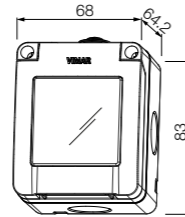


Neve Up surface mounting enclosures

IP55 enclosures



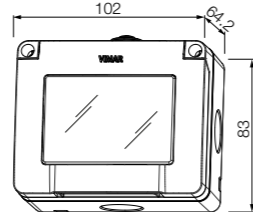
▲ 09902
2 modules



▲ 09902



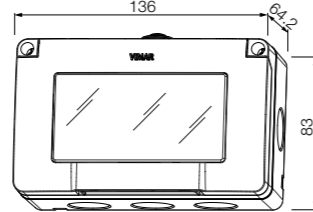
▲ 09903
3 modules



▲ 09903



▲ 09904
4 modules



▲ 09904

ENCLOSURES AND BOXES



Neve Up flush mounting covers

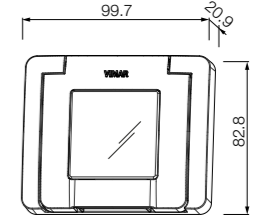
IP55 covers



▲ 09911.01
with claws, for ø 60 mm boxes, white - 2 modules



▲ 09911.04
with claws, for ø 60 mm boxes, black - 2 modules



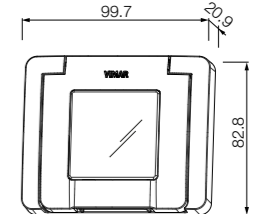
▲ 09911..



▲ 09912.01
with screws, for mounting boxes with 60 mm distance between centres, white - 2 modules



▲ 09912.04
with screws, for mounting boxes with 60 mm distance between centres, black - 2 modules



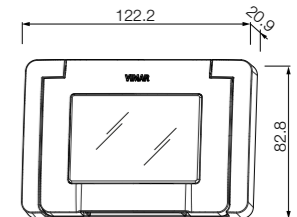
▲ 09912..



09913.01
with screws, for mounting boxes 3 modules, white - 3 modules



09913.04
with screws, for mounting boxes 3 modules, black - 3 modules



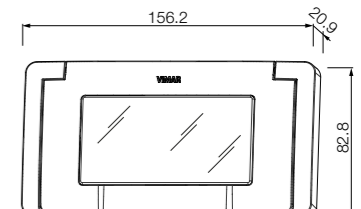
09913..



09914.01
with screws, for mounting boxes 4 modules, white - 4 modules



09914.04
with screws, for mounting boxes 4 modules, black - 4 modules



09914..

ENCLOSURES AND BOXES



Table mounting boxes

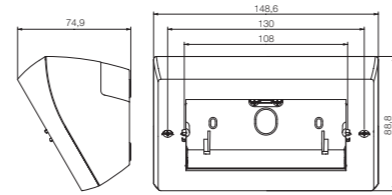
Eikon - Table mounting boxes to be completed with frame and cover plate



20784
4-module,
grey



20784.B
4-module,
white



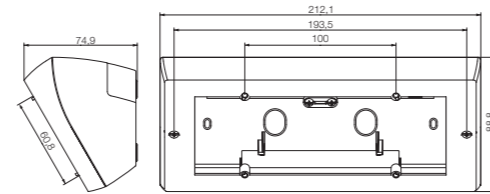
20784...



20787
7-module,
grey



20787.B
7-module,
white



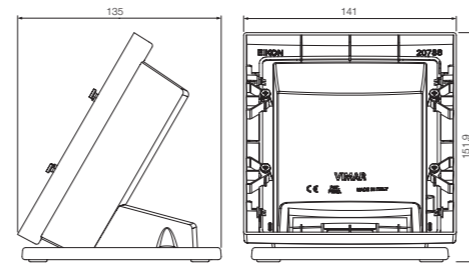
20787...



20788
8-module (4+4), with
frame to be completed
with cover plate,
grey



20788.B
8-module (4+4), with
frame to be completed
with cover plate,
white



20788...

Linea - Tilted table mounting boxes to be completed with mounting frame and cover plate

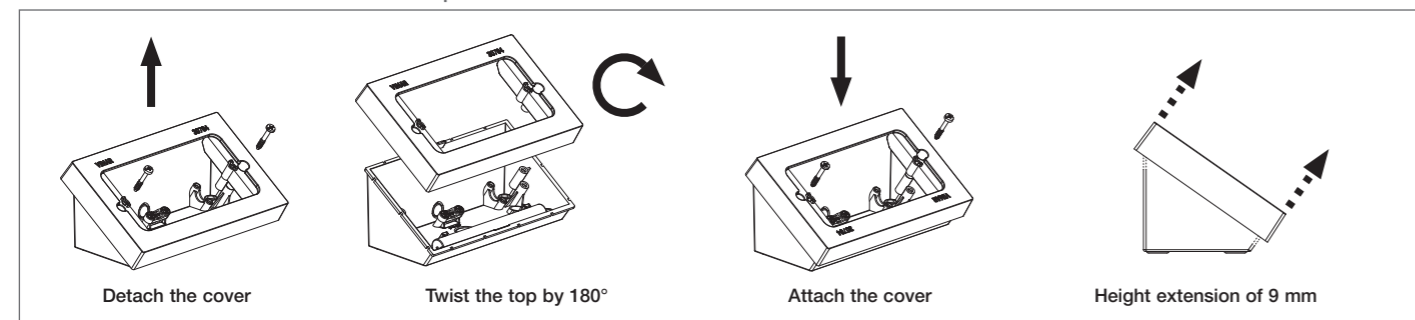


30784.G
Tilted table mounting box, with variable height, for the installation of 4 modules.
In the lowered version, connector blocks with a maximum depth of 32 mm can be installed; if you turn the cover the maximum depth extends to 44 mm. The socket outlet with USB, 30210.USB, cannot be installed.



30784.B
Tilted table mounting box, with variable height, for the installation of 4 modules.
In the lowered version, connector blocks with a maximum depth of 32 mm can be installed; if you turn the cover the maximum depth extends to 44 mm. The socket outlet with USB, 30210.USB, cannot be installed.

Method of installation of devices with a depth of between 32 and 44 mm



ENCLOSURES AND BOXES



Table mounting boxes

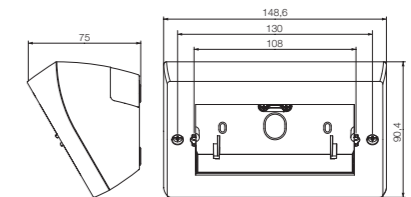
Arké - Table mounting boxes to be completed with frame and cover plate



19784
4-module,
grey



19784.B
4-module,
white



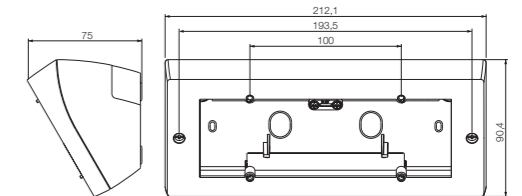
19784...



19787
7-module,
grey



19787.B
7-module,
white



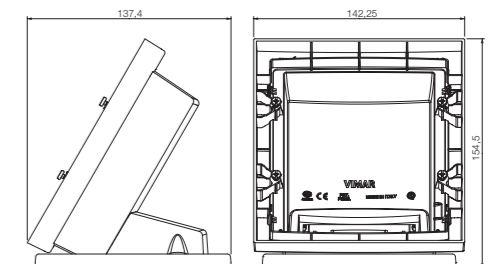
19787...



19788
8-module (4+4), with
frame to be completed
with cover plate,
grey



19788.B
8-module (4+4), with
frame to be completed
with cover plate,
white



19788...

Table mounting boxes

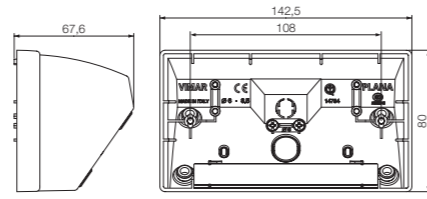
Plana - Table mounting boxes to be completed with frame and cover plate



14784
4-module,
white



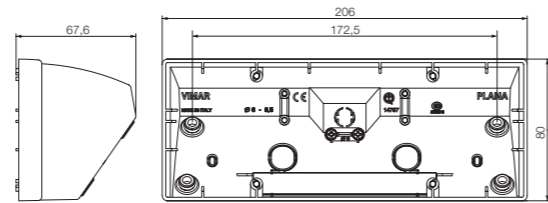
Δ 14784.SL
4-module,
Silver




14784...



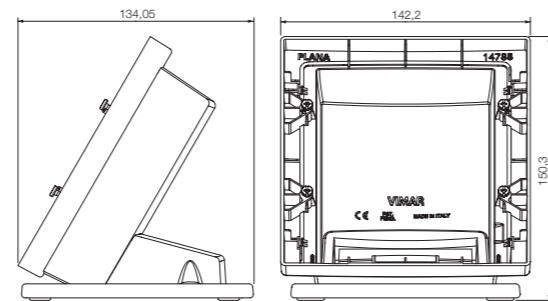
14787
7-module,
white



14787...



14788
8-module (4+4), with
frame to be completed
with cover plate,
white



14788...

Floor mounting turrets

Floor mount turret



V54303
Floor mount turret for Plana, Arké,
Eikon and Neve Up devices, for installa-
tion in V54903 box.
Supplied with specific support for installation
on floating floors



V54903
Flush box for floor
mount turret - 3 modules
To complete with turret V54303



V54412
Floor mounting retractable turret with
hollow cover for Eikon, Arké and Plana
devices for installation on floating floors.
Supplied with 2 mounting frames with
6 modules. Installation in screed with
dedicated mounting box V54912



V54412.01
Floor mounting retractable turret with
stainless steel cover for Eikon, Arké and
Plana devices for installation on floating
floors. Supplied with 2 mounting frames
with 6 modules. Installation in screed
with dedicated mounting box V54912



V54912
Flush mounting box for screed, for
12-module floor mounting turrets



V54420
Floor mounting retractable turret with
hollow cover for Eikon, Arké and Plana
devices for installation on floating floors.
Supplied with 2 mounting frames with
6 modules. Installation in screed with
dedicated mounting box V54920



V54420.01
Floor mounting retractable turret with
stainless steel cover for Eikon, Arké and
Plana devices for installation on floating
floors. Supplied with 2 mounting frames
with 6 modules. Installation in screed
with dedicated mounting box V54920



V54920
Flush mounting box for screed, for
12-module floor mounting turrets

Energia Positiva. Insieme

