

ONDATECH

TECNICO

NEWS
2026

NEWS 2026

NEWS 2026 è la proposta ONDATECH che si somma alle tante collezioni già presenti a catalogo.

La proposta ONDATECH si arricchisce di nuove caratteristiche tecniche e nuove funzionalità, per rafforzare la sua offerta e consolidare la sua proposta, sempre focalizzata sul design.

NEWS 2026 is the Ondatech proposal that adds to the many collections already in the catalogue. The Ondatech offering is enriched with new technical features and new functionalities, strengthening its range and consolidating its identity, always with a strong focus on design.

Sette brand, un'unica grande famiglia:
Ciciriello Group.

Ogni marchio racconta una storia unica, con la propria vocazione, il proprio spazio e una visione distinta del futuro. Ondaluce, Ondatech, Capodarte, Bluelife, Ikone, Modo e Lux Illuminazione sono oggi nomi di riferimento, riconosciuti e amati dai consumatori.

Sette interpretazioni dell'inconfondibile stile italiano, capaci di unire tradizione e innovazione nel settore dell'illuminazione e dell'arredamento. Marchi che, in breve tempo, hanno superato i confini nazionali, conquistando mercati e cuori in tutto il mondo.

Seven brands, one big family. Each brand tells a unique story, with its own vocation, its own space, and a distinct vision of the future. Ondaluce, Ondatech, Capodarte, Bluelife, Ikone, Modo and Lux Illuminazione are now reference names, recognized and loved by consumers. Seven interpretations of the unmistakable Italian style, capable of combining tradition and innovation in lighting and furniture. Brands that, in a short time, have gone beyond national borders, gaining markets and hearts around the world.

ONDATECH

ONDALUCE

LUX
illuminazione

CAPODARTE
HOME FURNITURE

IKONE

Bluelife
BATHROOM COLLECTION

modo

Capodarte



Ikone



Modo



Bluelife



Lux Illuminazione

Ondaluce



Ondatech



ONDATECH

ONDATECH rappresenta l'evoluzione in ambito Lighting di casa CICIRIELLO. Questo progetto punta a garantire al cliente ampi spazi di personalizzazione, sia sotto l'aspetto tecnico che formale.

ONDATECH represents the evolution in the lighting field of CICIRIELLO. This project aims to guarantee the customer ample space for customization, both from a technical and formal point of view.

ONDATECH risponde ad esigenze di progetto indoor ed outdoor, fornendo anche soluzioni ambivalenti da installare liberamente sia all'interno che all'esterno. Lavoriamo costantemente nell'ottica di coprire tutte le esigenze polifaccettate della nostra clientela, in Italia e nel mondo. ONDATECH responds to indoor and outdoor project needs, also providing ambivalent solutions to be installed freely both inside and outside.

We work constantly with a view to covering all the multifaceted needs of our customers, in Italy and around the world.

Binari Tracks



RING
binario da incasso
recessed track
p. 14



RING
binario a superficie
surface track
p. 16



ROUND
binario a superficie
surface track
p. 62



SQUARE
binario da incasso
recessed track
p. 26



SQUARE
binario a superficie
surface track
p. 32

Cover Cover



NEW

cover per binario SQUARE incasso e superficie
cover for SQUARE recessed and surface track

p. 27 / 33

Driver Driver



driver attacco magnetico
magnetic attachment driver

p. 59 / 76



driver magnetico curvo per Ø 800 - Ø 1000
curved magnetic driver
for Ø 800 - Ø 1000
p. 24



NEW

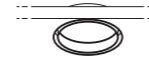
driver remoto
remote driver

p. 23 / 60 / 77

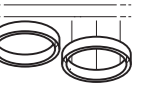


driver remoto per sospensione rigida
remote driver for rigid
suspension
p. 59 / 76

RING corpi illuminanti RING luminaires



RING incasso recessed



RING superficie surface



NEW

spot con attacco curvo
spotlight with curved attachment
p. 20



NEW

sfera LED con attacco curvo
LED sphere with curved attachment
p. 21

Corpi illuminanti con attacco curvo per sistema Ring (adatti anche a connessioni curve sistema Square).
Luminaires with curved attachment for Ring system (also suitable for curved connections of Square system).



elemento lineare curvo Ø 800
curved linear element Ø 800
p. 22



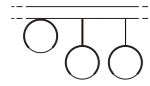
elemento beta curvo Ø 800
curved beta element Ø 800
p. 22



elemento lineare curvo Ø 1000
curved linear element Ø 1000
p. 22



elemento beta curvo Ø 1000
curved beta element Ø 1000
p. 22



ROUND corpi illuminanti

ROUND luminaires

ROUND superficie surface



NEW
spot
spotlight
p. 66



NEW
spot
spotlight
p. 66



NEW
sfera LED
LED sphere
p. 67



elemento a luce diffusa
diffuse light element
p. 71



elemento lineare
linear element
p. 68



NEW
elemento lineare
linear element
p. 68



elemento lineare
linear element
p. 68



elemento beta
beta element
p. 69



elemento beta
beta element
p. 69



elemento beta
beta element
p. 69



elemento beta orientabile
adjustable beta element
p. 70



elemento beta orientabile
adjustable beta element
p. 70



elemento beta orientabile
adjustable beta element
p. 70



sospensione cilindrica
cylindrical suspension
p. 72



sospensione cilindrica
cylindrical suspension
p. 72



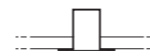
sospensione goccia
drop suspension
p. 71



sospensione sfera
sphere suspension
p. 73



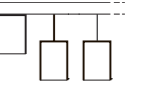
vetro ALFA medio
ALFA medium glass
p. 73



SQUARE corpi illuminanti

SQUARE luminaires

SQUARE incasso recessed



SQUARE superficie surface



NEW
spot
spotlight
p. 38



NEW
spot
spotlight
p. 38



NEW
sfera LED
LED sphere
p. 40



elemento a luce diffusa
diffuse light element
p. 45



elemento lineare
linear element
p. 42



NEW
elemento lineare
linear element
p. 42



elemento lineare
linear element
p. 42



elemento beta
beta element
p. 48



elemento beta
beta element
p. 48



elemento beta
beta element
p. 48



elemento beta orientabile
adjustable beta element
p. 49



elemento beta orientabile
adjustable beta element
p. 49



elemento beta orientabile
adjustable beta element
p. 49



elemento angolare
complanare
coplanar angle element
p. 50

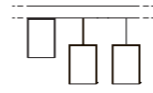


elemento angolare
perpendicolare
perpendicular angle element
p. 50



SQUARE incasso recessed

SQUARE corpi illuminanti SQUARE luminaires



SQUARE superficie surface



sospensione cilindrica
cylindrical suspension
p. 46



sospensione cilindrica
cylindrical suspension
p. 46



sospensione goccia
drop suspension
p. 45



sospensione sfera
sphere suspension
p. 47




vetro ALFA medio
ALFA medium glass
p. 47




NEW

spot con attacco curvo
spotlight with curved
attachment
p. 39



NEW

sfera LED con attacco curvo
LED sphere with curved
attachment
p. 41



elemento lineare curvo
curved linear element
p. 44



elemento beta curvo
curved beta element
p. 44



Corpi illuminanti con attacco curvo, compatibili con connessioni curve (e collezione RING).
Luminaires with curved attachment, compatible with curved connections (and RING collection).

Esterno Outdoor



NEW

Falco
p. 89



NEW

Free round
p. 85



NEW

Free square
p. 84




NEW

Lucifer
p. 80



NEW

Mirta
p. 83



NEW

Nevio
p. 80



NEW

Ninja
p. 87



NEW

Patio
p. 90



NEW

Raissa
p. 82



NEW

Viale
p. 81




NEW

Zenda
p. 86



Legenda pag. 91 e condizioni di vendita pag. 92
Legend on page 91 and conditions of sale on page 92



indoor

**Binari magnetici 48V
Ring, Square e Round
48V magnetic tracks
Ring, Square and Round**

NEWS 2026

Nuovi corpi illuminanti dimmerabili e con la possibilità della doppia accensione, nuova temperatura colore di 2700K su prodotti selezionati. Le novità in ambito binari 48V ampliano ulteriormente le possibilità realizzative.
New dimmable luminaires with dual switching capability and a new color temperature of 2700K on selected products. New developments in 48V track lighting further expand the range of design possibilities.

Ring

Sistema circolare a binario magnetico 48V con sezione rettangolare. Disponibile nella versione a superficie e ad incasso. Installazione a sospensione realizzabile con apposito KIT. Aggancio a incastro magnetico.
 48V magnetic track circular system with rectangular section. Available in surface and recessed versions. Suspension installation achievable with specific KIT. Magnetic interlocking attachment.



Binario magnetico 48V 48V magnetic track

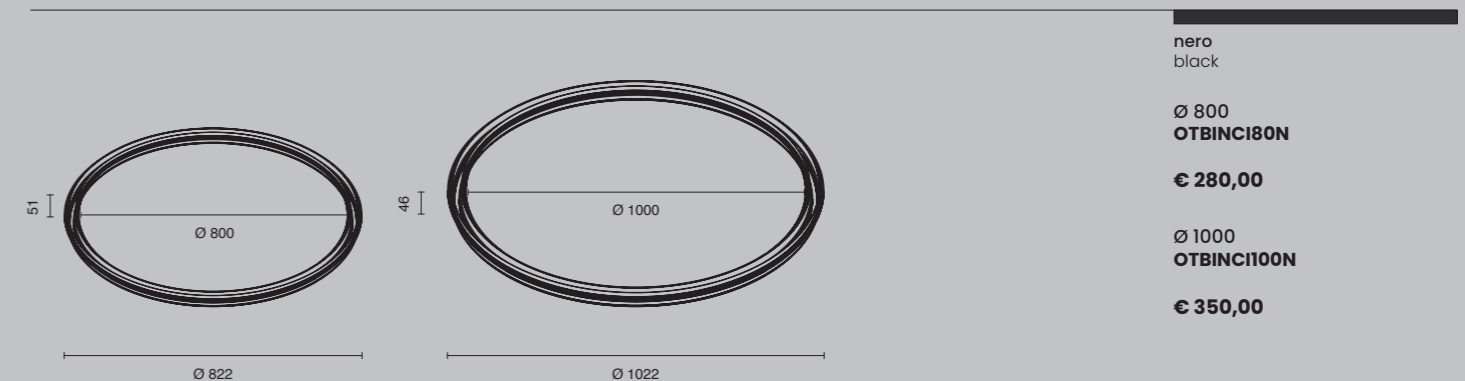
binario a incasso
 recessed track



RING incasso recessed

Binario circolare in alluminio a sezione rettangolare, 48Vdc. Versione per installazione ad incasso. Accessori per l'alimentazione elettrica necessari e non inclusi. Compatibile con appositi corpi illuminanti con attacco curvo. Aggancio a incastro magnetico.

Aluminium circular track with rectangular section, 48Vdc. Recessed installation version. Accessories for power supply are required and not included. Compatible with specific luminaires with curved attachment. Magnetic interlocking attachment.



nero
 black

Ø 800
 OTBINC180N

€ 280,00

Ø 1000
 OTBINC1100N

€ 350,00

3,34 Kg 0,034 m³

4,47 Kg 0,048 m³



RING INCASSO RING RECESSED



Binario magnetico 48V 48V magnetic track

binario a superficie
surface track



RING superficie surface

Binario circolare in alluminio a sezione rettangolare, 48Vdc. Versione per installazione a superficie. Kit per sospensione disponibile e acquistabile separatamente. Accessori per l'alimentazione elettrica necessari e non inclusi. Compatibile con appositi corpi illuminanti con attacco curvo. Aggancio a incastro magnetico.

Aluminium circular track with rectangular section, 48Vdc. Surface installation version. Suspension kit available and purchased separately. Accessories for power supply are required and not included. Compatible with specific luminaires with curved attachment. Magnetic interlocking attachment.

Ring superficie

Ring surface



		<p>oro gold</p> <p>Ø 800 OTBINC80G</p> <p>€ 290,00</p> <p>Ø 1000 OTBINC100G</p> <p>€ 370,00</p>	<p>nero black</p> <p>Ø 800 OTBINC80N</p> <p>€ 280,00</p> <p>Ø 1000 OTBINC100N</p> <p>€ 350,00</p>
<p>2,95 Kg</p>	<p>0,033 m³</p>	<p>4,09 Kg</p>	<p>0,053 m³</p>

RING incasso


RING recessed

Schema di installazione Installation scheme



Binario circolare in alluminio a sezione rettangolare, 48Vdc. Versione per installazione ad incasso. Accessori per l'alimentazione elettrica necessari e non inclusi. Compatibile con appositi corpi illuminanti con attacco curvo. Aggancio a incastro magnetico.

Aluminium circular track with rectangular section, 48Vdc. Recessed installation version. Accessories for power supply are required and not included. Compatible with specific luminaires with curved attachment. Magnetic interlocking attachment.



corpi illuminanti luminaires



Compatibili con i sistemi RING e SQUARE raccordi curvi / Compatible with RING and SQUARE systems curved fittings

RING superficie

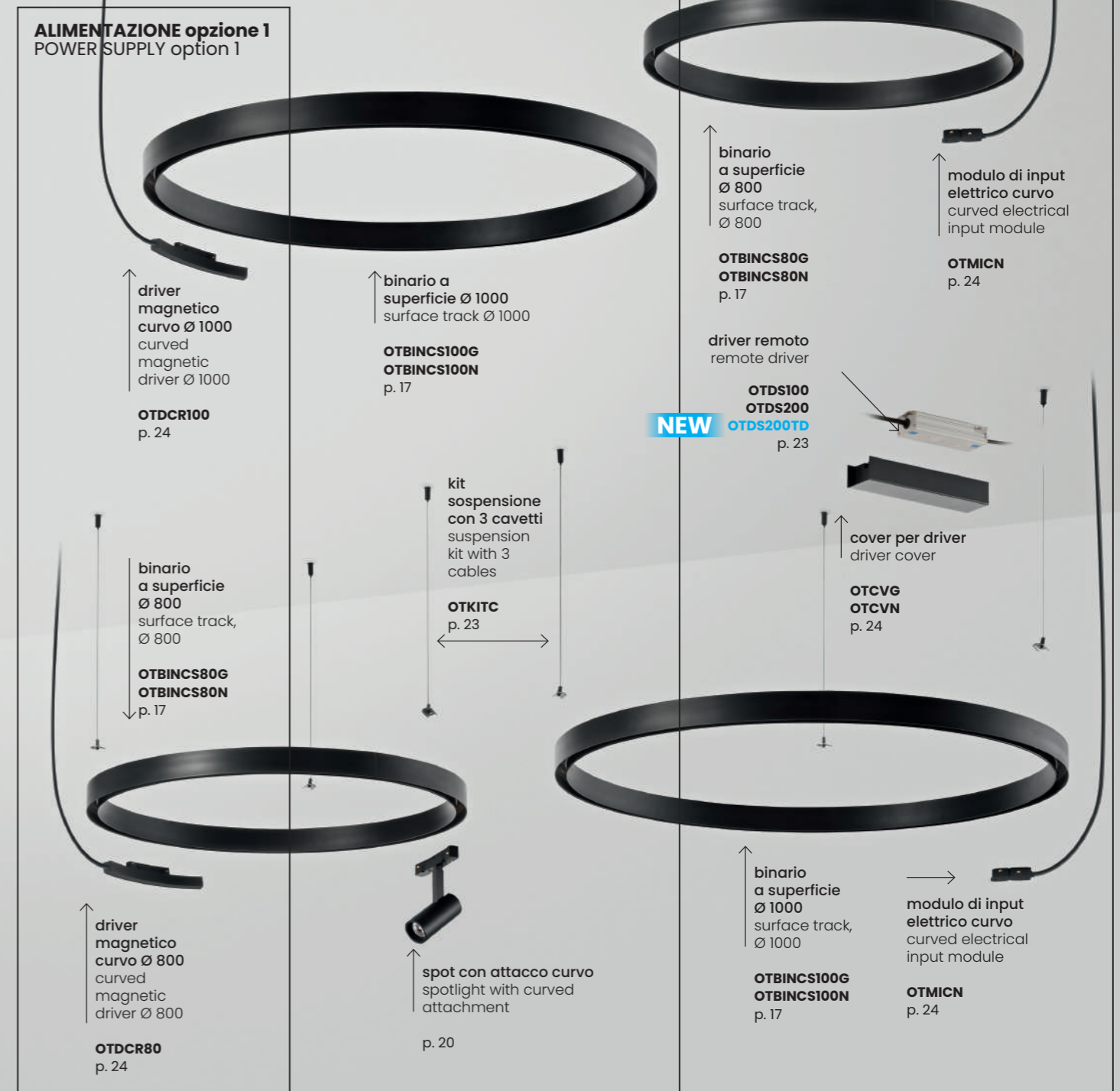
RING surface

Schema di installazione Installation scheme



Binario circolare in alluminio a sezione rettangolare, 48Vdc. Versione per installazione a superficie. Kit per sospensione disponibile e acquistabile separatamente.

Aluminium circular track with rectangular section, 48Vdc. Surface installation version. Suspension kit available and purchased separately.



Spot con attacco curvo Spotlight with curved attachment

compatibile con i seguenti binari
compatible with the following tracks



Faretto orientabile LED a 48Vdc in alluminio. Diffusore in policarbonato. Attacco curvo ad incastro magnetico. Compatibile con:

- sistema RING
- connessioni a C
- connessioni ad U.

COB Bridgelux. Disponibile:

- Non dimmerabile
 - Dimmerabile e doppia accensione.
- 48Vdc LED adjustable spotlight made of aluminium. Polycarbonate diffuser. Magnetic interlocking curved attachment. Compatible with:
- RING system
 - C joints
 - U joints.
- Bridgelux COB. Available:
- Non-dimmable
 - Dimmable and dual switching.

Sistema Ring incasso /superficie pag. 14
Ring recessed/surface system pag. 14

Connessioni Square a C e ad U incasso pag. 52
Square C and U joints recessed pag. 52

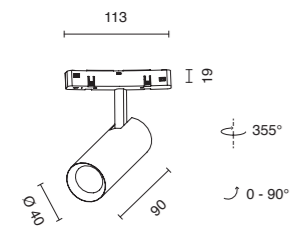
Connessioni Square a C e ad U a superficie pag. 54
Square C and U joints surface pag. 54

sorgente luminosa
light source

LED



power: 7W
voltage: 48Vdc
lumens: 546LM



0,20 Kg 0,00014 m³

NEW OTSPC7TDG27K € 80,00

NEW OTSPC7TDG € 80,00

OTSPC7G € 65,00

oro
gold



nero
black

OTSPC7N € 60,00



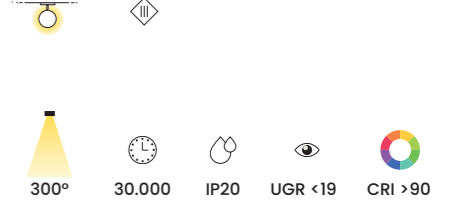
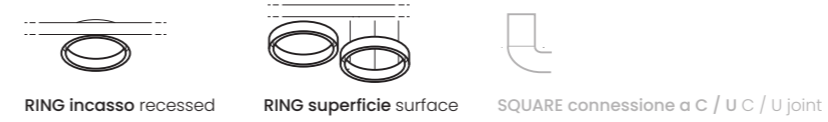
OTSPC7TDN27K € 75,00 2700K

OTSPC7TDN € 75,00 3000K

OTSPC7N € 60,00 3000K

Sfera LED con attacco curvo LED sphere with curved attachment

compatibile con i seguenti binari
compatible with the following tracks



Sfera LED a 48Vdc in alluminio. Diffusore in vetro. Attacco curvo ad incastro magnetico.

Compatibile con:

- sistema RING
- connessioni a C
- connessioni ad U.

COB Bridgelux. Disponibile:

- Non dimmerabile
 - Dimmerabile e doppia accensione.
- 48Vdc LED sphere made of aluminium. Glass diffuser. Magnetic interlocking curved attachment. Compatible with:
- RING system
 - C joints
 - U joints.
- Bridgelux COB. Available:
- Non-dimmable
 - Dimmable and dual switching.

Sistema Ring incasso /superficie pag. 14
Ring recessed/surface system pag. 14

Connessioni Square a C e ad U incasso pag. 52
Square C and U joints recessed pag. 52

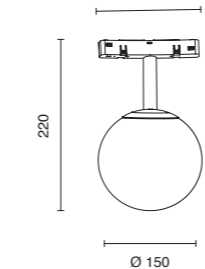
Connessioni Square a C e ad U a superficie pag. 54
Square C and U joints surface pag. 54

sorgente luminosa
light source

LED



power: 8W
voltage: 48Vdc
lumens: 624LM



0,48 Kg 0,0022 m³

NEW OTPBCTDG27K € 99,00

NEW OTPBCTDG € 99,00

OTPBCG € 84,00

oro
gold



nero
black

OTPBCN € 84,00



OTPBCTDN27K € 99,00 2700K

OTPBCTDN € 99,00 3000K

OTPBCN € 84,00 3000K

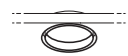
Elemento lineare curvo Curved linear element

sorgente luminosa
light source

LED



compatibile con i seguenti binari
compatible with the following tracks



RING incasso recessed



RING superficie surface



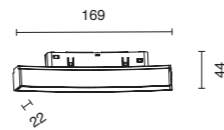
SQUARE connessione a U U joint

nero
black

OTLC80N

€ 60,00

power: 9W
voltage: 48Vdc
light temperature: 3000K
lumens: 702LM



compatibile con Ø 800 mm
compatible with Ø 800 mm

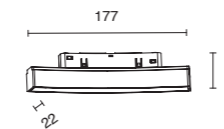


nero
black

OTLC100N

€ 70,00

power: 9W
voltage: 48Vdc
light temperature: 3000K
lumens: 702LM



compatibile con Ø 1000 mm
compatible with Ø 1000 mm

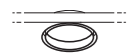
Elemento beta curvo Curved beta element

sorgente luminosa
light source

LED



compatibile con i seguenti binari
compatible with the following tracks



RING incasso recessed



RING superficie surface



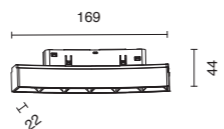
SQUARE connessione a U U joint

nero
black

OTFAC80N

€ 65,00

power: 9W
voltage: 48Vdc
light temperature: 3000K
lumens: 720LM



compatibile con Ø 800 mm
compatible with Ø 800 mm

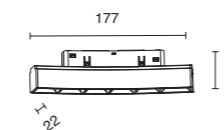


nero
black

OTFAC100N

€ 75,00

power: 9W
voltage: 48Vdc
light temperature: 3000K
lumens: 720LM



compatibile con Ø 1000 mm
compatible with Ø 1000 mm

RING ACCESSORI
RING ACCESSORIES

Kit sospensione Suspension kit

compatibile con i seguenti binari
compatible with the following tracks



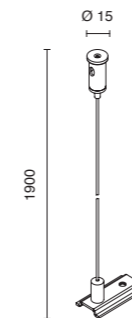
RING superficie surface

kit sospensione con 3 cavetti in metallo. Compatibile con la serie RING a superficie.
Suspension kit with 3 metal cables. Compatible with RING surface series.

nero
black

OTKITC

€ 20,00



0,08 Kg 0,0001 m³



RING DRIVER E ALIMENTAZIONE
RING DRIVER AND POWER SUPPLY

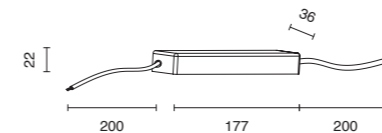
Driver remoto Remote driver

Compatibile con qualsiasi sistema a 48Vdc. Articolo necessario per l'opzione di alimentazione con driver remoto, indispensabile il collegamento al modulo di input elettrico (OTMICN).
Compatible with any 48Vdc system. Item required for power supply option with remote driver, indispensable connection to electrical input module (OTMICN).

OTDS100

€ 65,00

100W
Vin 220-240Vac
Vout 48 Vdc
Ampere 2.1 A
IP20



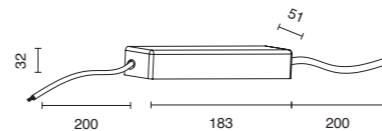
0,32 Kg 0,00014 m³



OTDS200

€ 118,00

200W
Vin 220-240Vac
Vout 48 Vdc
Ampere 4.2 A
IP20



0,62 Kg 0,0003 m³

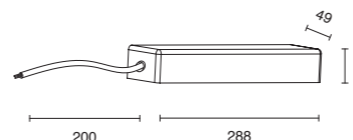


NEW

OTDS200TD

€ 130,00

200W
Vin 220-240Vac
Vout 48 Vdc
Ampere 4.2 A
IP20



0,40 Kg 0,0005 m³

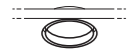


dimmerabile / dimmable

RING DRIVER E ALIMENTAZIONE
RING DRIVER AND POWER SUPPLY

Modulo di input elettrico curvo Curved electrical input module

compatibile con i seguenti binari
compatible with the following tracks



RING incasso recessed



RING superficie surface

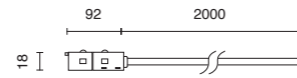
Articolo necessario per l'opzione di alimentazione con driver remoto.
(OTDS100-OTDS200-OTDS200TD). Il modulo è adattabile a diverse curvature.
Item required for power supply option with remote driver (OTDS100-OTDS200-OTDS200TD).
The module is adaptable to different curves.

nero
black

OTMICN

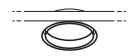
€ 18,00

0,19 Kg 0,000014 m³



Driver magnetico per Ø 800 Magnetic driver for Ø 800

compatibile con i seguenti binari
compatible with the following tracks



RING incasso recessed



RING superficie surface

Driver magnetico da installare direttamente a binario. Compatibile con RING diametro 800 mm (OTBINCI80N-OTBINCS80G-OTBINCS80N).
Magnetic driver to be installed directly on track. Compatible with RING diameter 800 mm (OTBINCI80N-OTBINCS80G-OTBINCS80N).

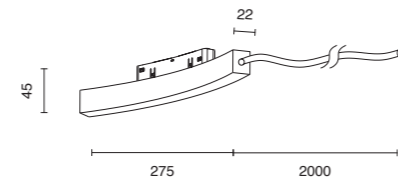
nero
black

OTDCR80

100W
Vin 220-240Vac
Vout 48 Vdc
Ampere 2.1 A
IP20

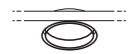
€ 86,00

0,37 Kg 0,00092 m³



Driver magnetico per Ø 1000 Magnetic driver for Ø 1000

compatibile con i seguenti binari
compatible with the following tracks



RING incasso recessed



RING superficie surface

Driver magnetico da installare direttamente a binario. Compatibile con RING diametro 1000 mm (OTBINCI100N-OTBINCS100N-OTBINCS100G).
Magnetic driver to be installed directly on track. Compatible with RING diameter 1000 mm (OTBINCI100N-OTBINCS100N-OTBINCS100G).

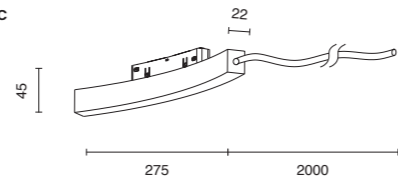
nero
black

OTDCR100

100W
Vin 220-240Vac
Vout 48 Vdc
Ampere 2.1 A
IP20

€ 88,00

0,37 Kg 0,00092 m³



Cover per driver remoto Cover for remote driver

Compatibile con driver OTDS100, OTDS200 e OTDS200TD.
Compatible with drivers OTDS100, OTDS200 and OTDS200TD.

oro
gold

OTCVG

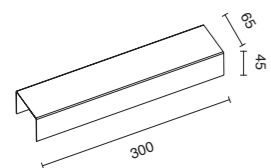
€ 33,00

0,67 Kg 0,00087 m³

nero
black

OTCVN

€ 33,00



Square

Sistema modulare a binario magnetico 48V con sezione rettangolare. Disponibile nella versione a superficie e ad incasso. Installazione a sospensione realizzabile con appositi KIT. Aggancio a incastro magnetico. 48V magnetic track modular system with rectangular section. Available in surface and recessed versions. Suspension installation achievable with specific KITS. Magnetic interlocking attachment.



Binario magnetico 48V 48V magnetic track

binario incasso
recessed track



SQUARE incasso recessed

Square incasso

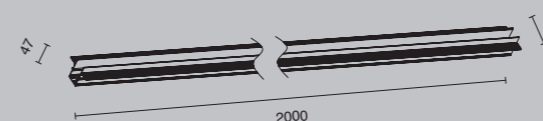
Square recessed

Binario modulare in alluminio a sezione rettangolare, 48Vdc. Versione per l'installazione ad incasso.

Barre da 2m, possibilità di regolarne la lunghezza tramite taglio. Elementi di chiusura finale non inclusi.

Gli accessori per l'alimentazione elettrica e la connessione di più moduli sono necessari e non inclusi. Disponibili connessioni sia lineari che curve.

Aluminium modular track with rectangular section, 48Vdc. Version for recessed installation. 2m bar, possibility of adjusting its length by cutting. End caps not included. Accessories for power supply and connection of multiple modules are required and not included. Both linear and curved connections available.



1,77 Kg 0,0057 m³

bianco
white

OTBINIB
€ 82,00



nero
black

OTBININ
€ 82,00



Cover per binario Track cover

Elemento in materiale plastico per binari OTBINIB, OTBININ, OTBINSN, OPTBINSB, OTBINSG. Finiture: bianco e nero. Plastic element for OTBINIB, OTBININ, OTBINSN, OPTBINSB, OTBINSG. White and black.

0,11 Kg 0,0005 m³


Lunghezza Length 2000 mm

NEW

OTCOVBN
€ 4,50



OTCOVNR
€ 4,50

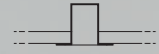


SQUARE INCASSO SQUARE RECESSED

SQUARE incasso connessioni lineari


SQUARE recessed linear connections

Schema di installazione Installation scheme



Sistema modulare a binario magnetico 48V con sezione rettangolare. Rappresentazione del montaggio a connessioni lineari. Versione ad incasso. Aggancio a incastro magnetico.

48V magnetic track modular system with rectangular section. Representation of linear connection mounting. Recessed version. Magnetic interlocking attachment.



ALIMENTAZIONE opzione 1 POWER SUPPLY option 1



driver magnetico
magnetic driver

OTD100
OTD150
OTD250
p. 59

ALIMENTAZIONE opzione 2 POWER SUPPLY option 2

driver remoto
remote driver

NEW **OTDS100**
OTDS200
OTDS200TD
p. 60

modulo di input elettrico
electrical input module

OTMIB
OTMIN
p. 58

connettore elettrico angolare
angle electrical connector

OTCNDB
OTCNDN
p. 57

connessione meccanica angolare perpendicolare
perpendicular angle mechanical connection

OTANVIB
OTANVIN
p. 53

spot
spotlight
p. 38

binario ad incasso
recessed track

OTBINIB
OTBININ
p. 27

connettore elettrico lineare
linear electrical connector

OTCNB
OTCNN
p. 57

chiusura finale per incasso
end cap for recessed

OTTIB
OTTIN
p. 52

giunto meccanico
mechanical joint

OTCI
p. 52

connessione meccanica angolare coplanare
coplanar angle mechanical connection

OTANIB
OTANIN
p. 53

connettore elettrico angolare
angle electrical connector

OTCNDB
OTCNDN
p. 57

connessione meccanica a T
mechanical T connection

OTTRIB
OTTRIN
p. 53

connettore elettrico a T
electrical T connector

OTCNTB
OTCNTN
p. 58

corpi illuminanti luminaires



elemento angolare coplanare
coplanar angle element

p. 50



elemento angolare perpendicolare
perpendicular angle element

p. 50



NEW
spot
spotlight

p. 38



NEW
sfera LED
LED sphere

p. 40



elemento a luce diffusa
diffuse light element

p. 45



NEW
elemento lineare
linear element

p. 42



elemento beta
beta element

p. 48



elemento beta orientabile
adjustable beta element

p. 49



sospensione cilindrica
cylindrical suspension

p. 46



sospensione sfera
sphere suspension

p. 47



sospensione goccia
drop suspension

p. 45

Compatibili con i sistemi SQUARE e ROUND / Compatible with SQUARE and ROUND systems

SQUARE INCASSO SQUARE RECESSED

BINARI MAGNETICI 48V 48V MAGNETIC TRACKS

SQUARE incasso connessioni curve


SQUARE recessed curved connections

Schema di installazione Installation scheme



Sistema modulare a binario magnetico 48V con sezione rettangolare. Rappresentazione del montaggio a connessioni curve. Versione ad incasso. Aggancio a incastro magnetico.

48V magnetic track modular system with rectangular section. Representation of curved connection mounting. Recessed version. Magnetic interlocking attachment.



BINARI MAGNETICI 48V MAGNETIC TRACKS

SQUARE INCASSO SQUARE RECESSED

ALIMENTAZIONE opzione 1
POWER SUPPLY option 1

driver magnetico
magnetic driver

OTD100
OTD150
OTD250
p. 59

connettore elettrico curvo
curved electrical connector

OTCNDCN
p. 58

giunto meccanico
mechanical joint

OTCI
p. 52

chiusura finale per incasso
end cap for recessed

OTTIB
OTTIN
p. 52

connettore elettrico curvo
curved electrical connector

OTCNDCN
p. 58

giunto meccanico
mechanical joint

OTCI
p. 52

connessione curva ad U da incasso
recessed U curved connection

OTCUIN
p. 52

spot con attacco curvo
spotlight with curved attachment

p. 39

connessione curva a C da incasso
recessed C curved connection

OTCR30IN
p. 52

ALIMENTAZIONE opzione 2
POWER SUPPLY option 2

driver remoto
remote driver

NEW
OTDS100
OTDS200
OTDS200TD
p. 60

modulo di input elettrico
electrical input module

OTMIB
OTMIN
p. 58

binario ad incasso
recessed track

OTBINIB
OTBININ
p. 27

chiusura finale per incasso
end cap for recessed

OTTIB
OTTIN
p. 52

corpi illuminanti luminaires



NEW
spot con attacco curvo
spotlight with curved attachment
p. 39



NEW
sfera LED con attacco curvo
LED sphere with curved attachment
p. 41



elemento lineare curvo
curved linear element
p. 44



elemento beta curvo
curved beta element
p. 44

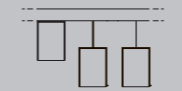
Adatti per connessioni curve e sistema RING / Suitable for curved connections and RING system



Binario magnetico 48V 48V magnetic track

Square superficie
Square surface

binario a superficie
surface track



SQUARE superficie surface

Binario modulare in alluminio a sezione rettangolare, 48Vdc. Versione per l'installazione superficie. Kit per sospensioni disponibili, acquistabili separatamente. Barre da 2m, possibilità di regolare la lunghezza tramite taglio. Elementi di chiusura finale non inclusi. Gli accessori per l'alimentazione elettrica e la connessione di più moduli sono necessari e non inclusi. Disponibili connessioni sia lineari che curve. Aluminium modular track with rectangular section, 48Vdc. Version for surface installation. Suspension kits available, purchased separately. 2m bar, possibility of adjusting its length by cutting. End caps not included. Accessories for power supply and connection of multiple modules are required and not included. Both linear and curved connections available.



	bianco white	oro gold	nero black
	OTBINSB	OTBINSG	OTBINSN
	€ 82,00	€ 96,00	€ 82,00
1,57 Kg 0,0027 m³			

Cover per binario
Track cover


NEW

OTCOVBN
€ 4,50

OTCOVNR
€ 4,50

Elemento in materiale plastico per binari OTBINIB, OTBININ, OTBINSN, OPTBINSB, OTBINSG. Finiture: bianco e nero. Plastic element for OTBINIB, OTBININ, OTBINSN, OPTBINSB, OTBINSG. White and black.

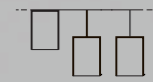
0,11 Kg 0,0005 m³ Lunghezza Length 2000 mm



SQUARE superficie connessioni lineari

SQUARE surface linear connections

Schema di installazione Installation scheme



Systema modulare a binario magnetico 48V con sezione rettangolare. Rappresentazione del montaggio con connessioni lineari. Versione a superficie. Installazione a sospensione realizzabile con appositi KIT. Aggancio a incastro magnetico.

48V magnetic track modular system with rectangular section. Representation of linear connection mounting. Surface version. Suspension installation achievable with specific KITS. Magnetic interlocking attachment.

ALIMENTAZIONE opzione 1
POWER SUPPLY option 1

driver remoto per sospensione rigida
remote driver for rigid suspension

OTDRC
p. 59

asta per sospensione rigida con cover per driver
rod for rigid suspension with driver cover

OTPLDB
OTPLDN
p. 56

modulo di input elettrico
electrical input module

OTMIB
OTMIN
p. 58

ALIMENTAZIONE opzione 2
POWER SUPPLY option 2

driver remoto
remote driver

cover per driver remoto
remote driver cover

OTDS100
OTDS200
OTDS200TD
p. 60

OTCVB
OTCVG
OTCVN
p. 60

modulo di input elettrico
electrical input module

OTMIB
OTMIN
p. 58

ALIMENTAZIONE opzione 3
POWER SUPPLY option 3

driver magnetico
magnetic driver

OTD100
OTD150
OTD250
p. 59



connettore elettrico angolare
angle electrical connector

OTCNDNB
OTCNDN
p. 57

connettore elettrico angolare
angle electrical connector

OTCNDNB
OTCNDN
p. 57

connessione ad angolo coplanare
coplanar angle connection

OTANSB
OTANSG
OTANSN
p. 55

connessione ad angolo perpendicolare
perpendicular angle connection

OTANVSB
OTANVSG
OTANVSN
p. 55

SOSPENSIONE opzione 1
SUSPENSION option 1

kit sospensione con cavetti
suspension kit with cables

OTKITS
p. 56

chiusura finale per superficie
end cap for surface

OTTSB
OTTSG
OTTSN
p. 57

SOSPENSIONE opzione 2
SUSPENSION option 2

asta per sospensione rigida
rod for rigid suspension

OTPLB
OTPLN
p. 56

chiusura finale per superficie
end cap for surface

OTTSB
OTTSG
OTTSN
p. 57

spot spotlight
p. 38

binario a superficie
surface track

OTBINSB
OTBINSG
OTBINSN
p. 33

giunto meccanico
mechanical joint

OTCSB
OTCSG
OTCSN
p. 54

connettore elettrico lineare
linear electrical connector

OTCNB
OTCNN
p. 57

connettore elettrico a T
electrical T connector

OTCNTB
OTCNTN
p. 58

connessione meccanica a T
mechanical T connection

OTTRSB
OTTRSN
OTTRSG
p. 55

corpi illuminanti luminaires

elemento angolare coplanare angle element	elemento angolare perpendicolare perpendicular angle element	spot spotlight	sfera LED LED sphere	elemento a luce diffusa diffuse light element	elemento lineare linear element	elemento beta beta element	elemento beta orientabile adjustable beta element	sospensione cilindrica cylindrical suspension	sospensione sfera sphere suspension	sospensione goccia drop suspension
p. 50	p. 50	p. 38	p. 40	p. 45	p. 42	p. 48	p. 49	p. 46	p. 47	p. 45

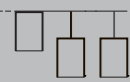
Compatibili con i sistemi SQUARE e ROUND / Compatible with SQUARE and ROUND systems

SQUARE SUPERFICIE SQUARE SURFACE

SQUARE superficie connessioni curve

SQUARE surface curved connections

Schema di installazione Installation scheme



Sistema modulare a binario magnetico 48V con sezione rettangolare. Rappresentazione del montaggio a connessioni curve. Versione a superficie. Installazione a sospensione realizzabile con appositi KIT. Aggancio a incastro magnetico.

48V magnetic track modular system with rectangular section. Representation of curved connection mounting. Surface version. Suspension installation achievable with specific KITS. Magnetic interlocking attachment.

ALIMENTAZIONE opzione 1 POWER SUPPLY option 1



ALIMENTAZIONE opzione 2 POWER SUPPLY option 2



ALIMENTAZIONE opzione 3 POWER SUPPLY option 3



corpi illuminanti luminaires



NEW

spot con attacco curvo
spotlight with curved attachment

p. 39



NEW

sfera LED con attacco curvo
LED sphere with curved attachment

p. 41



elemento lineare curvo
curved linear element

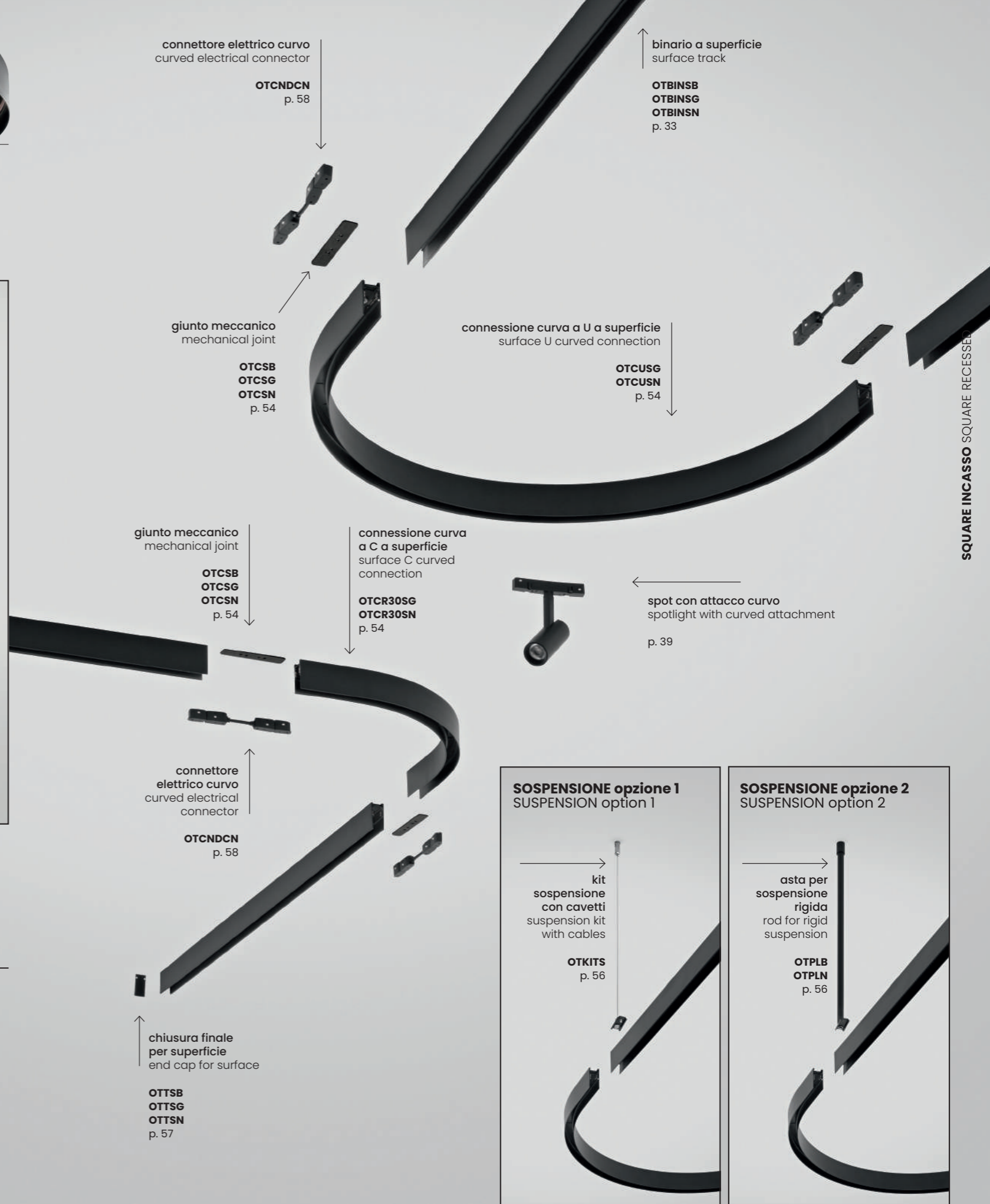
p. 44



elemento beta curvo
curved beta element

p. 44

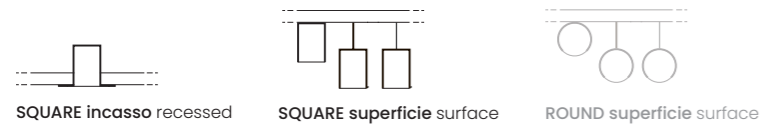
Adatti per raccordi curvi e sistema RING / Suitable for curved fittings and RING system



SQUARE INCASSO SQUARE RECESSED

Spot Spotlight

compatibile con i seguenti binari
compatible with the following tracks



Faretto orientabile LED a 48Vdc in alluminio. Diffusore in policarbonato. Attacco ad incastro magnetico. Compatibile con sistema SQUARE ad incasso, SQUARE a superficie e con sistema ROUND. COB Bridgelux.

Disponibile:

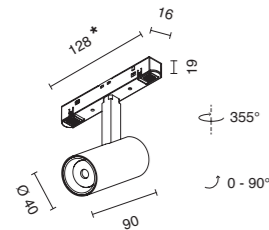
- Non dimmerabile
 - Dimmerabile e doppia accensione.
- 48Vdc LED adjustable spotlight made of aluminium. Polycarbonate diffuser. Magnetic interlocking attachment. Compatible with SQUARE recessed, SQUARE surface and ROUND systems. Bridgelux COB.
- Available:
- Non-dimmable
 - Dimmable and dual switching.



sorgente luminosa
light source

LED

power: 7W
voltage: 48Vdc
lumens: 546LM

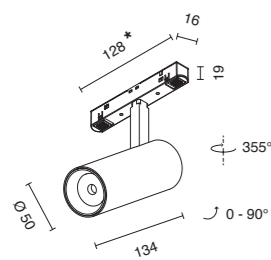


0,20 Kg 0,00014 m³

	bianco white	oro gold	nero black	
NEW	OTSP7TDB27K € 70,00	OTSP7TDG27K € 72,00	OTSP7TDN27K € 70,00	2700K
NEW	OTSP7TDB € 70,00	OTSP7TDG € 72,00	OTSP7TDN € 70,00	3000K
	OTSP7B € 55,00	OTSP7G € 59,00	OTSP7N € 55,00	3000K

* 191 mm nelle versioni dimmerabili / doppia accensione * 191 mm in dimmable / dual switching versions

power: 15W
voltage: 48Vdc
lumens: 1170LM



0,35 Kg 0,00034 m³

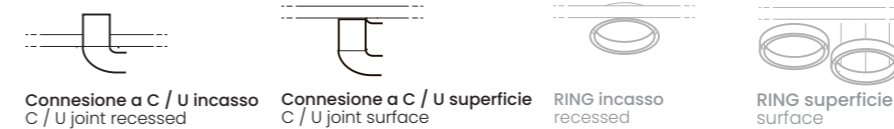
	bianco white	oro gold	nero black	
NEW	OTSP15TDB27K € 78,00	OTSP15TDG27K € 80,00	OTSP15TDN27K € 78,00	2700K
NEW	OTSP15TDB € 78,00	OTSP15TDG € 80,00	OTSP15TDN € 78,00	3000K
	OTSP15B € 65,00	OTSP15G € 69,00	OTSP15N € 65,00	3000K

* 191 mm nelle versioni dimmerabili / doppia accensione * 191 mm in dimmable / dual switching versions

dimmerabile / dimmable doppia accensione / dual switching non dimmerabile / non-dimmable

Spot con attacco curvo Spotlight with curved attachment

compatibile con i seguenti binari
compatible with the following tracks



Faretto orientabile LED a 48Vdc in alluminio. Diffusore in policarbonato. Attacco curvo ad incastro magnetico. Compatibile con:

- connessioni a C
 - connessioni ad U
 - sistema RING.
- COB Bridgelux. Disponibile:

- Non dimmerabile
 - Dimmerabile e doppia accensione.
- 48Vdc LED adjustable spotlight made of aluminium. Polycarbonate diffuser. Magnetic interlocking curved attachment. Compatible with:
- C joints
 - U joints
 - RING system.
- Bridgelux COB. Available:
- Non-dimmable
 - Dimmable and dual switching.

Connessioni a C e ad U incasso pag. 52
C and U joints recessed pag. 52

Connessioni a C e ad U a superficie pag. 54
C and U joints surface pag. 54

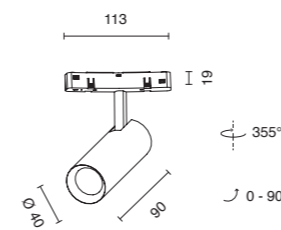
Sistema Ring incasso /superficie pag. 16
Ring recessed/surface system pag. 16



sorgente luminosa
light source

LED

power: 7W
voltage: 48Vdc
lumens: 546LM



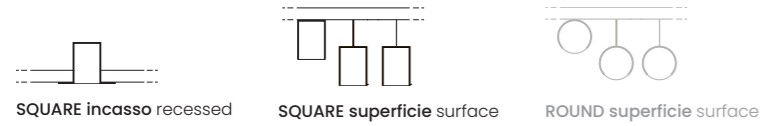
0,20 Kg 0,00014 m³

	oro gold	nero black	
NEW	OTSPC7TDG27K € 80,00	OTSPC7TDN27K € 75,00	2700K
NEW	OTSPC7TDG € 80,00	OTSPC7TDN € 75,00	3000K
	OTSPC7G € 65,00	OTSPC7N € 60,00	3000K

dimmerabile / dimmable doppia accensione / dual switching non dimmerabile / non-dimmable

Sfera LED LED sphere

compatibile con i seguenti binari
compatible with the following tracks



Sfera LED a 48Vdc in alluminio. Diffusore in vetro. Attacco ad incastro magnetico. Compatibile con sistema SQUARE ad incasso, SQUARE a superficie e sistema ROUND. COB Bridgelux.

Disponibile:

- Non dimmerabile
- Dimmerabile e doppia accensione.

48Vdc LED sphere made of aluminium. Glass diffuser. Magnetic interlocking attachment.

Compatible with SQUARE recessed, SQUARE surface and ROUND system.

Bridgelux COB.

Available:

- Non-dimmable
- Dimmable and dual switching.



sorgente luminosa
light source

LED

power: 8W
voltage: 48Vdc
lumens: 624LM

bianco white oro gold nero black


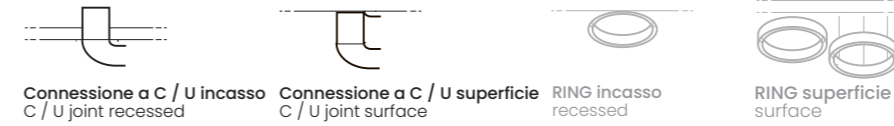
NEW			OTPBTDB27K € 85,00	OTPBTDG27K € 85,00	OTPBTDN27K € 85,00	2700K
NEW			OTPBTDDB € 85,00	OTPBTDG € 85,00	OTPBTDN € 85,00	3000K
			OTPBDB € 75,00	OTPBDBG € 75,00	OTPBDBN € 75,00	3000K

* 191 mm nelle versioni dimmerabili / doppia accensione * 191 mm in dimmable / dual switching versions

0,41 Kg 0,003 m³

Sfera LED con attacco curvo LED sphere with curved attachment

compatibile con i seguenti binari
compatible with the following tracks



Sfera LED a 48Vdc in alluminio. Diffusore in vetro. Attacco curvo ad incastro magnetico.

Compatibile con:

- connessioni a C
- connessioni ad U
- sistema RING.

COB Bridgelux. Disponibile:

- Non dimmerabile
- Dimmerabile e doppia accensione.

48Vdc LED sphere made of aluminium. Glass diffuser. Magnetic interlocking curved attachment.

Compatible with:

- C joints
 - U joints
 - RING system.
- Bridgelux COB. Available:
- Non-dimmable
 - Dimmable and dual switching.

Connessioni a C e ad U incasso pag. 52
C and U joints recessed pag. 52

Connessioni a C e ad U a superficie pag. 54
C and U joints surface pag. 54

Sistema Ring incasso /superficie pag. 16
Ring recessed/surface system pag. 16

sorgente luminosa
light source

LED

power: 8W
voltage: 48Vdc
lumens: 624LM

oro gold nero black

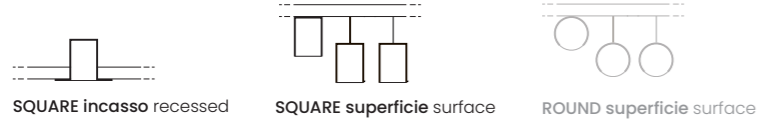
NEW			OTPBCTDG27K € 99,00	OTPBCTDN27K € 99,00	2700K
NEW			OTPBCTDG € 99,00	OTPBCTDN € 99,00	3000K
			OTPBCTG € 84,00	OTPBCTN € 84,00	3000K

0,48 Kg 0,0022 m³

SQUARE INCASSO E SUPERFICIE SQUARE RECESSED AND SURFACE

Elemento lineare Linear element

compatibile con i seguenti binari
compatible with the following tracks



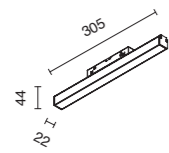
Elemento lineare a 48Vdc in alluminio. Diffusore in policarbonato. Attacco ad incastro magnetico. Compatibile con sistema SQUARE ad incasso, SQUARE a superficie e sistema ROUND. Non dimmerabile. Elemento da 24w disponibile anche nella versione dimmerabile più doppia accensione. 48Vdc linear element made of aluminium. Polycarbonate diffuser. Magnetic interlocking attachment. Compatible with SQUARE recessed, SQUARE surface and ROUND system. Non-dimmable. 24W element also available in dimmable version with dual switching.



sorgente luminosa
light source

LED

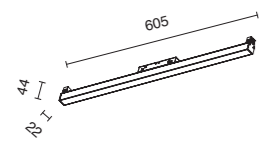
power: 12W
voltage: 48Vdc
lumens: 936LM



0,20 Kg 0,00029 m³

bianco white	nero black	
		3000K
OTLI12B € 45,00	OTLI12N € 45,00	

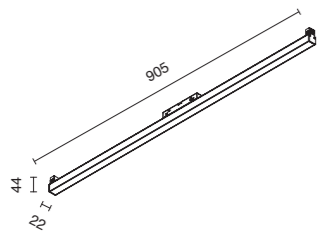
power: 24W
voltage: 48Vdc
lumens: 1872LM



0,39 Kg 0,00058 m³

bianco white	nero black	
		2700K
NEW OTLI24TDB27K € 80,00	OTLI24TDN27K € 80,00	
NEW OTLI24TDB € 80,00	OTLI24TDN € 80,00	3000K
OTLI24B € 67,00	OTLI24N € 67,00	3000K

power: 36W
voltage: 48Vdc
lumens: 2808LM



0,53 Kg 0,00087 m³

bianco white	nero black	
		3000K
OTLI36B € 88,00	OTLI36N € 88,00	

dimmerabile / dimmable doppia accensione / dual switching non dimmerabile / non-dimmable



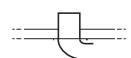
Elemento lineare curvo Curved linear element

sorgente luminosa
light source

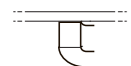
LED



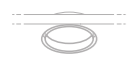
compatibile con i seguenti binari
compatible with the following tracks



Connessione a U incasso
U joint recessed



Connessione a U superficie
U joint surface



RING incasso
recessed

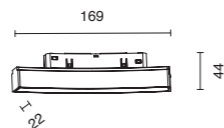


RING superficie
surface

nero
black

OTLC80N

€ 60,00



power: 9W
voltage: 48Vdc
light temperature: 3000K
lumens: 702LM

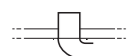
Elemento beta curvo Curved beta element

sorgente luminosa
light source

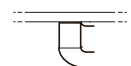
LED



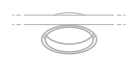
compatibile con i seguenti binari
compatible with the following tracks



Connessione a U incasso
U joint recessed



Connessione a U superficie
U joint surface



RING incasso
recessed

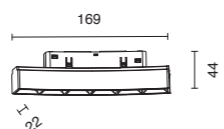


RING superficie
surface

nero
black

OTFAC80N

€ 65,00



power: 9W
voltage: 48Vdc
light temperature: 3000K
lumens: 720LM

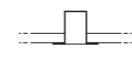
Elemento a luce diffusa Diffuse light element

sorgente luminosa
light source

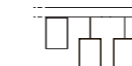
LED



compatibile con i seguenti binari
compatible with the following tracks



SQUARE incasso recessed



SQUARE superficie surface



ROUND superficie surface

bianco
white

OTPRB

€ 85,00



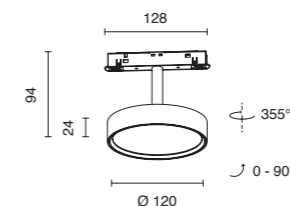
nero
black

OTPRN

€ 85,00



power: 12W
voltage: 48Vdc
light temperature: 3000K
lumens: 936LM



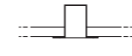
Sospensione a goccia Drop suspension

sorgente luminosa
light source

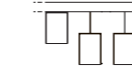
LED



compatibile con i seguenti binari
compatible with the following tracks



SQUARE incasso recessed



SQUARE superficie surface



ROUND superficie surface

bianco
white

OTSOB

€ 85,00



nero
black

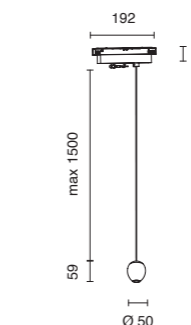
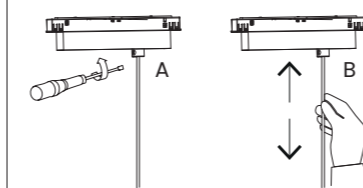
OTSON

€ 85,00



power: 4W
voltage: 48Vdc
light temperature: 3000K
lumens: 312LM

Schema regolazione cavi
Cable adjustment scheme



Sospensione cilindrica Cylindrical suspension

sorgente luminosa
light source

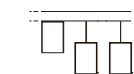
LED



compatibile con i seguenti binari
compatible with the following tracks



SQUARE incasso recessed



SQUARE superficie surface

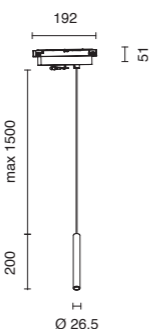
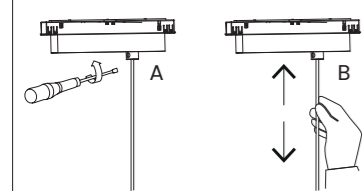


ROUND superficie surface



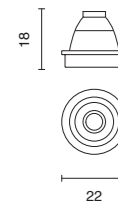
power: 6W
voltage: 48Vdc
light temperature: 3000K
lumens: 468LM

Schema regolazione cavi
Cable adjustment scheme

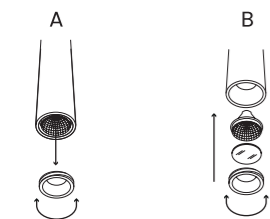


Ottica opzionale in materiale
plastico compatibile con
sospensione cilindrica. Per
ottenere un'apertura del fascio
luminoso pari a 38°.
Optional plastic lens, compatible
with cylindrical suspension, to
obtain a beam angle of 38°.

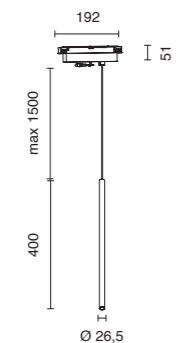
OTLENS
€ 3,00



Schema montaggio lente
Lens assembly scheme



power: 6W
voltage: 48Vdc
light temperature: 3000K
lumens: 468LM



Sospensione a sfera Sphere suspension

sorgente luminosa
light source

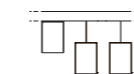
LED



compatibile con i seguenti binari
compatible with the following tracks



SQUARE incasso recessed



SQUARE superficie surface

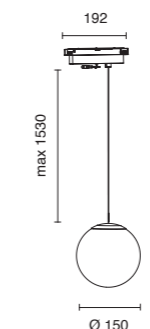
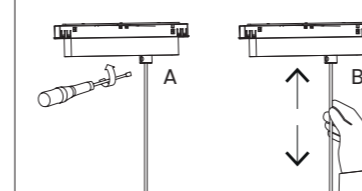


ROUND superficie surface

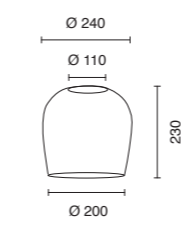


power: 8W
voltage: 48Vdc
light temperature: 3000K
lumens: 624LM

Schema regolazione cavi
Cable adjustment scheme



Vetro ALFA medio ALFA medium glass



non dimmerabile / non-dimmable

BINARI MAGNETICI 48V 48V MAGNETIC TRACKS

SQUARE INCASSO E SUPERFICIE SQUARE RECESSED AND SURFACE

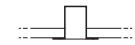
Elemento beta Beta element

sorgente luminosa
light source

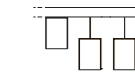
LED



compatibile con i seguenti binari
compatible with the following tracks



SQUARE incasso recessed



SQUARE superficie surface



ROUND superficie surface

bianco
white

OTFA12B

€ 55,00



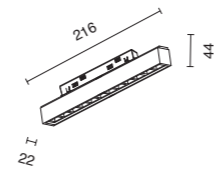
nero
black

OTFA12N

€ 55,00



power: 12W
voltage: 48Vdc
light temperature: 3000K
lumens: 1006LM



bianco
white

OTFA24B

€ 82,00



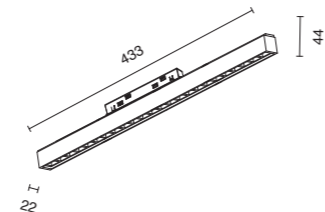
nero
black

OTFA24N

€ 82,00



power: 24W
voltage: 48Vdc
light temperature: 3000K
lumens: 2012LM



bianco
white

OTFA36B

€ 105,00




nero
black

OTFA36N

€ 105,00



power: 36W
voltage: 48Vdc
light temperature: 3000K
lumens: 3018LM



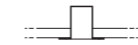
Elemento beta orientabile Adjustable beta element

sorgente luminosa
light source

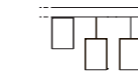
LED



compatibile con i seguenti binari
compatible with the following tracks



SQUARE incasso recessed



SQUARE superficie surface



ROUND superficie surface

bianco
white

OTFAR12B

€ 72,00



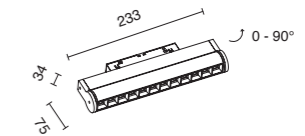
nero
black

OTFAR12N

€ 72,00



power: 12W
voltage: 48Vdc
light temperature: 3000K
lumens: 1006LM



bianco
white

OTFAR24B

€ 90,00



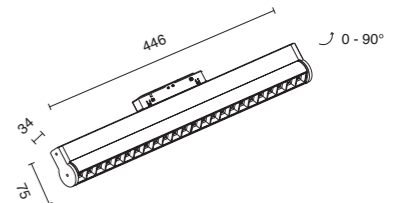
nero
black

OTFAR24N

€ 90,00



power: 24W
voltage: 48Vdc
light temperature: 3000K
lumens: 2012LM



bianco
white

OTFAR36B

€ 118,00



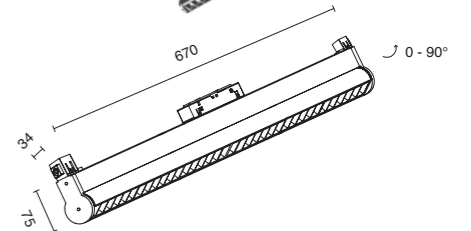
nero
black

OTFAR36N

€ 118,00




power: 36W
voltage: 48Vdc
light temperature: 3000K
lumens: 3018LM



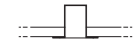
Elemento angolare complanare Coplanar angle element

sorgente luminosa
light source

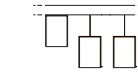
LED



compatibile con i seguenti binari
compatible with the following tracks



SQUARE incasso recessed

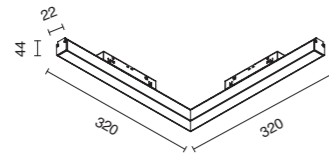


SQUARE superficie surface

connessioni ad angolo complanare
a incasso (pag. 53) e superficie (pag. 55)
coplanar angle connections, recessed
(page 53) and surface-mounted (page 55)

power: 24W
voltage: 48Vdc
light temperature: 3000K
lumens: 1872LM

sostituisce il connettore elettrico
negli angoli
it replaces the electrical connector
in the angles



bianco
white

OTLAOB

€ 96,00

nero
black

OTLAON

€ 96,00



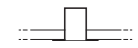
Elemento angolare perpendicolare Perpendicular angle element

sorgente luminosa
light source

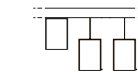
LED



compatibile con i seguenti binari
compatible with the following tracks



SQUARE incasso recessed

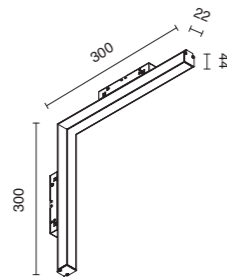


SQUARE superficie surface

connessioni ad angolo perpendicolare
a incasso (pag. 53) e superficie (pag. 55)
perpendicular angle connections, recessed
(page 53) and surface-mounted (page 55)

power: 24W
voltage: 48Vdc
light temperature: 3000K
lumens: 1872LM

sostituisce il connettore elettrico
negli angoli
it replaces the electrical connector
in the angles



bianco
white

OTLAVB

€ 96,00

nero
black

OTLAVN

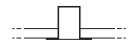
€ 96,00



SQUARE INCASSO ACCESSORI
SQUARE RECESSED ACCESSORIES

Giunto meccanico Mechanical joint

compatibile con i seguenti binari
compatible with the following tracks



SQUARE incasso recessed

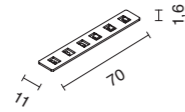


0,1 Kg



0,0000008 m³

Elemento in metallo per la connessione meccanica di due binari SQUARE incasso (OTBINIB-OTBININ). Necessario l'uso del connettore elettrico lineare (OTCNN-OTCNB). Kit da due pezzi. Metal element for mechanical connection of two SQUARE recessed tracks (OTBINIB-OTBININ). Use of the linear electrical connector required (OTCNN-OTCNB). Two piece kit.



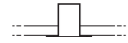
OTCI

€ 1,90



Chiusura finale End cap

compatibile con i seguenti binari
compatible with the following tracks



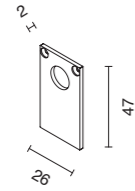
SQUARE incasso recessed



0,1 Kg



0,0000018 m³



Elemento di chiusura finale per binario SQUARE incasso (OTBININ-OTBINIB). End cap for SQUARE recessed track (OTBININ-OTBINIB).

bianco
white

OTTIB

€ 2,50

nero
black

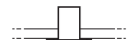
OTTIN

€ 2,50



Connessione curva a U U curved connection

compatibile con i seguenti binari
compatible with the following tracks



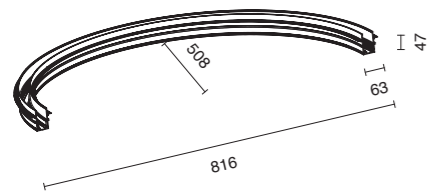
SQUARE incasso recessed



2 Kg



0,02 m³



Elemento curvo a U per connettere due binari SQUARE a incasso (OTBININ). Compatibile con appositi corpi illuminanti con attacco curvo. Necessario giunto meccanico e connettore elettrico curvo (OTCNDCN). U curved element for connecting two SQUARE recessed tracks (OTBININ). Compatible with specific luminaires with curved attachment. Mechanical joint and curved electrical connector required (OTCNDCN).

nero
black

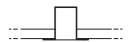
OTCUIN

€ 185,00



Connessione curva a C C curved connection

compatibile con i seguenti binari
compatible with the following tracks



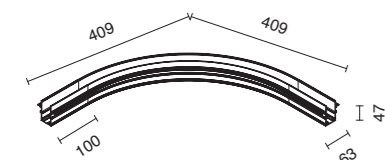
SQUARE incasso recessed



0,97 Kg



0,0077 m³



Connessione curva a C con raggio di curvatura 30cm, per binari SQUARE ad incasso (OTBININ). Compatibile con appositi corpi illuminanti con attacco curvo. Necessario giunto meccanico e connettore elettrico curvo (OTCNDCN). Non è possibile installare i corpi illuminanti nella parte centrale della curva. C curved connection of radius 30cm, for SQUARE recessed tracks (OTBININ). Compatible with specific luminaires with curved attachment. Mechanical joint and curved electrical connector required (OTCNDCN). Luminaires cannot be installed in the middle part of the curve.

C curved connection of radius 30cm, for SQUARE recessed tracks (OTBININ). Compatible with specific luminaires with curved attachment. Mechanical joint and curved electrical connector required (OTCNDCN). Luminaires cannot be installed in the middle part of the curve.

nero
black

OTCR30IN

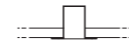
€ 98,00



SQUARE INCASSO ACCESSORI
SQUARE RECESSED ACCESSORIES

Connessione a T T connection

compatibile con i seguenti binari
compatible with the following tracks



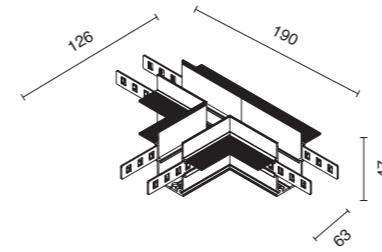
SQUARE incasso recessed



0,2 Kg



0,0011 m³



Elemento a incasso per connessione a T con giunti meccanici inclusi. Necessari connettori elettrici a T (OTCNTB-OTCNTN). Recessed element for T connection with mechanical joints included. T electrical connectors required (OTCNTB-OTCNTN).

Recessed element for T connection with mechanical joints included. T electrical connectors required (OTCNTB-OTCNTN).

bianco
white

OTTRIB

€ 55,00

nero
black

OTTRIN

€ 55,00



Connessione ad angolo complanare Coplanar angle connection

compatibile con i seguenti binari
compatible with the following tracks



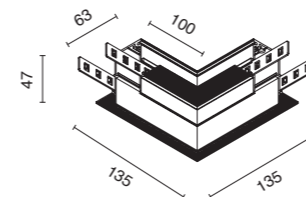
SQUARE incasso recessed



0,18 Kg



0,00046 m³



Connessione meccanica angolare complanare a incasso con giunti meccanici inclusi. Necessari connettori elettrici. Compatibile con elementi angolari complanari 48Vdc (OTLAOB-OTLAON). Recessed coplanar angle mechanical connection with mechanical joints included. Electrical connectors required. Compatible with 48Vdc coplanar angle elements (OTLAOB-OTLAON).

Recessed coplanar angle mechanical connection with mechanical joints included. Electrical connectors required. Compatible with 48Vdc coplanar angle elements (OTLAOB-OTLAON).

bianco
white

OTANIB

€ 23,00

nero
black

OTANIN

€ 23,00



Connessione ad angolo perpendicolare Perpendicular angle connection

compatibile con i seguenti binari
compatible with the following tracks



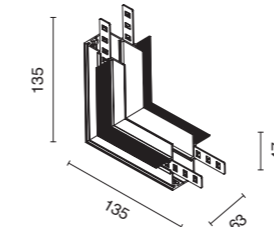
SQUARE incasso recessed



0,18 Kg



0,00063 m³



Connessione meccanica angolare perpendicolare a incasso con giunti meccanici inclusi. Necessari connettori elettrici. Compatibile con elementi angolari perpendicolari 48Vdc (OTLAVN-OTLAVB). Recessed perpendicular angle mechanical connection with mechanical joints included. Electrical connectors required. Compatible with 48Vdc perpendicular angle elements (OTLAVN-OTLAVB).

Recessed perpendicular angle mechanical connection with mechanical joints included. Electrical connectors required. Compatible with 48Vdc perpendicular angle elements (OTLAVN-OTLAVB).

bianco
white

OTANVIB

€ 23,00

nero
black

OTANVIN

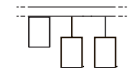
€ 23,00



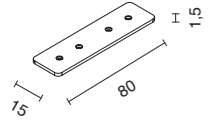
SQUARE SUPERFICIE ACCESSORI
SQUARE SURFACE ACCESSORIES

Giunto meccanico Mechanical joint

compatibile con i seguenti binari
compatible with the following tracks



SQUARE superficie surface



0,1 Kg 0,0000036 m³

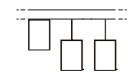
Elemento in metallo per la connessione meccanica di due binari SQUARE superficie (OTBINSB-OTBINSN-OTBINSG). Necessario l'uso del connettore elettrico lineare (OTCNN-OTCNB). Metal element for mechanical connection of two SQUARE surface tracks (OTBINSN-OTBINSG). Use of the linear electrical connector required (OTCNN-OTCNB).

bianco white	oro gold	nero black
OTCSB	OTCSG	OTCSN
€ 3,50	€ 3,50	€ 3,50

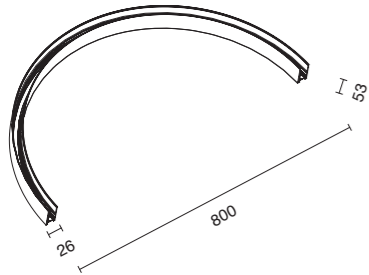


Connessione curva a U U curved connection

compatibile con i seguenti binari
compatible with the following tracks



SQUARE superficie surface



1,75 Kg 0,021 m³

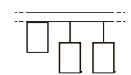
Elemento curvo ad U per connettere due binari SQUARE a superficie (OTBINSN-OTBINSG). Compatibile con appositi corpi illuminanti con attacco curvo. Necessario giunto meccanico e connettore elettrico curvo (OTCNDCN). U curved element for connecting two SQUARE surface tracks (OTBINSN-OTBINSG). Compatible with specific luminaires with curved attachment. Mechanical joint and curved electrical connector required (OTCNDCN).

oro gold	nero black
OTCUSG	OTCUSN
€ 190,00	€ 180,00

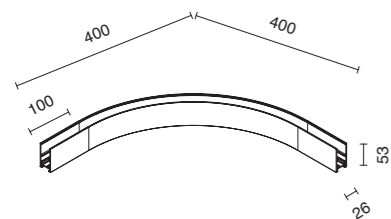


Connessione curva a C C curved connection

compatibile con i seguenti binari
compatible with the following tracks



SQUARE superficie surface



0,84 Kg 0,008 m³

Connessione curva a C con raggio di curvatura 30cm, per binari SQUARE a superficie (OTBINSN-OTBINSG). Compatibile con appositi corpi illuminanti con attacco curvo. Necessario giunto meccanico e connettore elettrico curvo (OTCNDCN). Non è possibile installare i corpi illuminanti nella parte centrale della curva. C curved connection of radius 30cm, for SQUARE surface tracks (OTBINSN-OTBINSG). Compatible with specific luminaires with curved attachment. Mechanical joint and curved electrical connector required (OTCNDCN). Luminaires cannot be installed in the middle part of the curve.

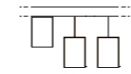
oro gold	nero black
OTCR30SG	OTCR30SN
€ 110,00	€ 100,00



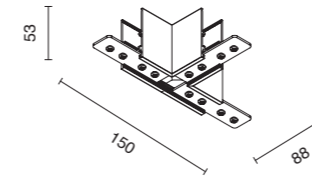
SQUARE SUPERFICIE ACCESSORI
SQUARE SURFACE ACCESSORIES

Connessione a T T connection

compatibile con i seguenti binari
compatible with the following tracks




SQUARE superficie surface



0,25 Kg 0,0007 m³

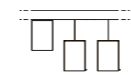
Elemento a superficie per connessione a T con giunti meccanici inclusi. Necessari connettori elettrici a T (OTCNTB-OTCNTN). Surface element for T connection with mechanical joints included. T electrical connectors required (OTCNTB-OTCNTN).

bianco white	oro gold	nero black
OTTRSB	OTTRSG	OTTRSN
€ 50,00	€ 50,00	€ 50,00

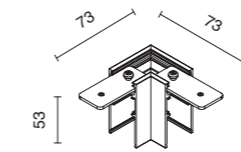


Connessione ad angolo complanare Coplanar angle connection

compatibile con i seguenti binari
compatible with the following tracks



SQUARE superficie surface



0,14 Kg 0,000084 m³

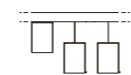
Connessione meccanica angolare complanare a superficie con giunti meccanici inclusi. Necessari connettori elettrici. Compatibile con elementi angolari complanari 48Vdc (OTLAOB-OTLAON). Surface coplanar angle mechanical connection with mechanical joints included. Electrical connectors required. Compatible with 48Vdc coplanar angle elements (OTLAOB-OTLAON).

bianco white	oro gold	nero black
OTANSB	OTANSG	OTANSN
€ 17,00	€ 17,00	€ 17,00

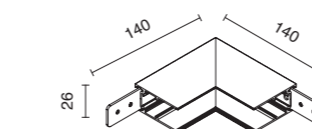


Connessione ad angolo perpendicolare Perpendicular angle connection

compatibile con i seguenti binari
compatible with the following tracks



SQUARE superficie surface



0,22 Kg 0,00026 m³

Connessione meccanica angolare perpendicolare a superficie con giunti meccanici inclusi. Necessari connettori elettrici. Compatibile con elementi angolari perpendicolari 48Vdc (OTLAVN-OTLAVB). Surface perpendicular angle mechanical connection with mechanical joints included. Electrical connectors required. Compatible with 48Vdc perpendicular angle elements (OTLAVN-OTLAVB).

bianco white	oro gold	nero black
OTANVSB	OTANVSG	OTANVSN
€ 19,00	€ 19,00	€ 19,00



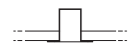
BINARI MAGNETICI 48V 48V MAGNETIC TRACKS

SQUARE INCASSO E SUPERFICIE SQUARE RECESSED AND SURFACE

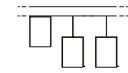
SQUARE ACCESSORI
SQUARE ACCESSORIES

Connettore elettrico a T T electrical connector

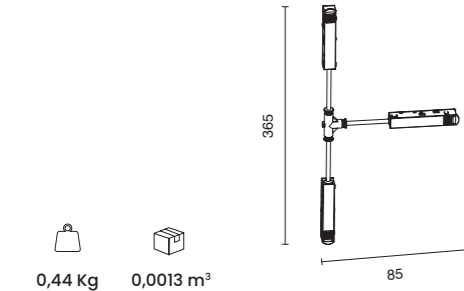
compatibile con i seguenti binari
compatible with the following tracks



SQUARE incasso recessed



SQUARE superficie surface



Modulo di connessione elettrica per elementi a T (OTTRIN-OTTRIB-OTTRSN-OTTRSB-OTTRSG).
Electrical connection module for T elements (OTTRIN-OTTRIB-OTTRSN-OTTRSB-OTTRSG).

bianco
white

OTCNTB
€ 35,00



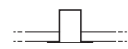
nero
black

OTCNTN
€ 35,00

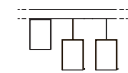


Connettore elettrico per connessioni curve Electrical connector for curved connections

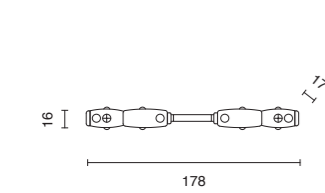
compatibile con i seguenti binari
compatible with the following tracks



SQUARE incasso recessed



SQUARE superficie surface



0,27 Kg 0,000014 m³

Modulo di connessione elettrica per collegare un binario SQUARE (OTBININ- OTBINSN- OTBINSG) ad una connessione curva a C (OTCR30SN-OTCR30SG-OTCR30IN) o ad U (OTCUSN-OTCUSG- OTCUIN). Necessario giunto meccanico.
Electrical connection module for connecting a SQUARE track (OTBININ- OTBINSN- OTBINSG) to a C curved connection (OTCR30SN-OTCR30SG-OTCR30IN) or U curved connection (OTCUSN-OTCUSG-OTCUIN). Mechanical joint required.

nero
black

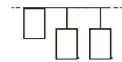
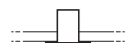
OTCNDCN
€ 20,00



SQUARE DRIVER E ALIMENTAZIONE
SQUARE DRIVER AND POWER SUPPLY

Modulo di input elettrico Electrical input module

compatibile con i seguenti binari
compatible with the following tracks

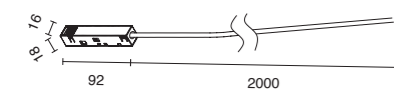


SQUARE incasso recessed

SQUARE superficie surface



ROUND superficie surface



0,32 Kg 0,0003 m³

Articolo necessario per l'opzione di alimentazione con driver remoti (OTDS100-OTDS200-OTDRC-OTDS200TD).
Item required for power supply option with remote drivers (OTDS100-OTDS200-OTDRC-OTDS200TD).

bianco
white

OTMIB
€ 20,00



nero
black

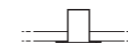
OTMIN
€ 20,00



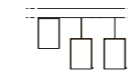
SQUARE DRIVER E ALIMENTAZIONE
SQUARE DRIVER AND POWER SUPPLY

Driver attacco magnetico Magnetic attachment driver

compatibile con i seguenti binari
compatible with the following tracks



SQUARE incasso recessed



SQUARE superficie surface



ROUND superficie surface

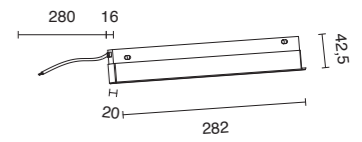
Driver magnetico da installare direttamente a binario.
Compatible con serie SQUARE 48Vdc - ROUND 48Vdc.
Magnetic driver to be installed directly on track.
Compatible with SQUARE 48Vdc - ROUND 48Vdc series.

nero
black

OTD100
€ 73,00

100W
Vin 220-240Vac
Vout 48 Vdc
Ampere 2.1 A
IP20

0,36 Kg 0,00018 m³

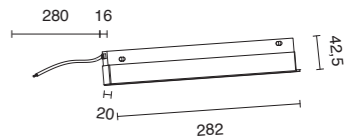


nero
black

OTD150
€ 94,00

150W
Vin 220-240Vac
Vout 48 Vdc
Ampere 3.1 A
IP20

0,36 Kg 0,00018 m³

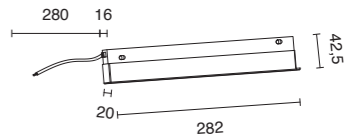


nero
black

OTD250
€ 115,00

250W
Vin 220-240Vac
Vout 48 Vdc
Ampere 5.2 A
IP20

0,36 Kg 0,00018 m³



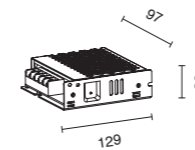
Driver remoto per sospensione rigida Remote driver

Articolo necessario per l'opzione di sospensione rigida e alimentazione in remoto, indispensabile il collegamento al modulo di input elettrico (OTMIN-OTMIB).
Disponibile asta con cover (OTPLDB-OTPLDN).
Item needed for rigid suspension and remote power supply option, indispensable connection to electrical input module (OTMIN-OTMIB). Rod with cover available (OTPLDB-OTPLDN).

OTDRC
€ 80,00

100W
Vin 100-240Vac
Vout 48 Vdc
Ampere 2.1 A
IP20

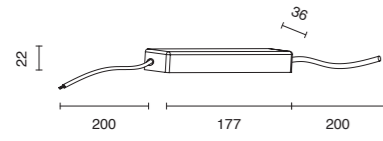
0,42 Kg 0,00037 m³



SQUARE DRIVER E ALIMENTAZIONE
SQUARE DRIVER AND POWER SUPPLY

Driver remoto Remote driver

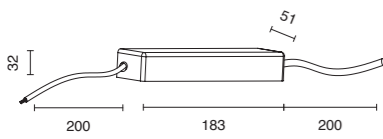
Compatibile con qualsiasi sistema a 48Vdc. Articolo necessario per l'opzione di alimentazione con driver remoto, indispensabile il collegamento al modulo di input elettrico (OTMIB-OTMIN).
 Compatible with any 48Vdc system. Item required for power supply option with remote driver, indispensable connection to electrical input module (OTMIB-OTMIN).



OTDS100 100W
 Vin 220-240Vac
 Vout 48 Vdc
 Ampere 2.1 A
 IP20

€ 65,00

0,32 Kg 0,00014 m³



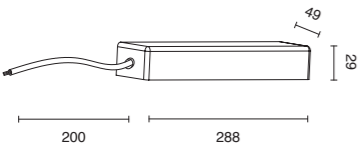
OTDS200 200W
 Vin 220-240Vac
 Vout 48 Vdc
 Ampere 4.2 A
 IP20

€ 118,00

0,62 Kg 0,0003 m³



NEW



OTDS200TD 200W
 Vin 220-240Vac
 Vout 48 Vdc
 Ampere 4.2 A
 IP20

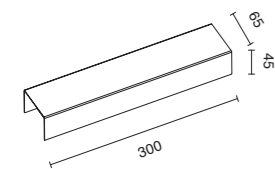
€ 130,00

0,40 Kg 0,0005 m³



Cover per driver remoto Cover for remote driver

Compatibile con driver OTDS100, OTDS200 e OTDS200TD.
 Compatible with drivers OTDS100, OTDS200 and OTDS200TD.



bianco white	oro gold	nero black
OTCVB	OTCVG	OTCVN
€ 33,00	€ 33,00	€ 33,00

0,67 Kg 0,00087 m³



Round

Sistema modulare a binario magnetico 48V con sezione tonda. Installazione a superficie. Sospensione realizzabile con appositi KIT. Possibilità di disposizione a reticolo grazie all'elemento trasverso. Aggancio a incastro magnetico.
 48V magnetic track modular system with round section. Surface installation. Suspension achievable with specific KITS. Possibility of lattice arrangement due to the transverse element. Magnetic interlocking attachment.



Binario magnetico 48V 48V magnetic track

binario a superficie
 surface track



ROUND superficie surface

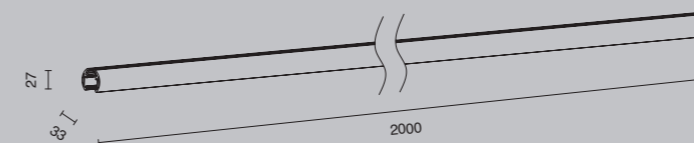
Round superficie

Round surface

Binario modulare in alluminio a sezione circolare, 48Vdc. Completo di due elementi di chiusura finali. Installazione a superficie. Kit per sospensioni disponibili, acquistabili separatamente. Barra da 2 metri, è possibile tagliarla per regolarne la lunghezza. Gli accessori per l'alimentazione elettrica e la connessione di più moduli sono necessari e non inclusi.
 Aluminium modular track with round section, 48Vdc. Complete with two end caps. Surface installation. Suspension kits available, purchased separately. 2m bar, possibility of adjusting its length by cutting. Accessories for power supply and connection of multiple modules are required and not included.



bianco white	nero black
OTBINCB	OTBINCN
€ 120,00	€ 120,00



1,32 Kg 0,0021 m³

ROUND superficie

ROUND surface

Schema di installazione Installation scheme



Sistema modulare a binario magnetico 48V con sezione tonda. Installazione a superficie. Sospensione realizzabile con appositi KIT. Possibilità di disposizione a reticolo grazie all'elemento trasverso. Aggancio a incastro magnetico.

48V magnetic track modular system with round section. Surface installation. Suspension achievable with specific KITS. Possibility of lattice arrangement due to the transverse element. Magnetic interlocking attachment.



SOSPENSIONE opzione 1

SUSPENSION option 1

kit sospensione con cavetti
suspension kit with cables

OTKITS
p. 75

SOSPENSIONE opzione 2

SUSPENSION option 2

asta per sospensione rigida
rod for rigid suspension

OTPLB
OTPLN
p. 75

binario 48Vdc con chiusure finali incluse
48Vdc track with end caps included

OTBINCB
OTBINCN
p. 63

ALIMENTAZIONE opzione 1

POWER SUPPLY option 1

driver remoto per sospensione rigida
driver for rigid suspension

OTDRC
p. 76

asta per sospensione rigida con cover per driver
rod for rigid suspension with driver cover

OTPLDB
OTPLDN
p. 75

modulo di input elettrico
electrical input module

OTMIB
OTMIN
p. 77

ALIMENTAZIONE opzione 2

POWER SUPPLY option 2

NEW

driver magnetico
magnetic driver

OTD100
OTD150
OTD250
p. 76

ALIMENTAZIONE opzione 3

POWER SUPPLY option 3

driver remoto
remote driver
OTDS100
OTDS200
OTDS200TD
p. 77

cover per driver
driver cover

OTCVB
OTCVN
p. 77

modulo di input elettrico
electrical input module

OTMIB
OTMIN
p. 77

connettore elettrico lineare
linear electrical connector

OTCNB
OTCNN
p. 74

giunto meccanico
mechanical joint

OTCB
OTCN
p. 74

elemento binario trasverso
transverse track element

OTPERCB
OTPERCN
p. 74

elemento binario trasverso
transverse track element

OTPERCB
OTPERCN
p. 74

corpi illuminanti luminaires



NEW
spot
spotlight
p. 66



NEW
sfera LED
LED sphere
p. 67



elemento a luce diffusa
diffuse light element
p. 71




NEW
elemento lineare
linear element
p. 68



elemento beta
beta element
p. 69



elemento beta orientabile
adjustable beta element
p. 70



sospensione cilindrica
cylindrical suspension
p. 72



sospensione sfera
sphere suspension
p. 73



sospensione goccia
drop suspension
p. 71

Compatibili con i sistemi ROUND e SQUARE / Compatible with ROUND and SQUARE systems

Spot Spotlight

compatibile con i seguenti binari
compatible with the following tracks



Faretto orientabile LED a 48Vdc in alluminio. Diffusore in policarbonato. Attacco ad incastro magnetico. Compatibile con sistema ROUND, SQUARE a incasso e superficie.

COB Bridgelux.

Disponibile:

- Non dimmerabile
- Dimmerabile e doppia accensione.

48Vdc LED adjustable spotlight made of aluminium. Polycarbonate diffuser. Magnetic interlocking attachment.

Compatible with ROUND recessed, SQUARE recessed and surface systems. Bridgelux COB.

Available:

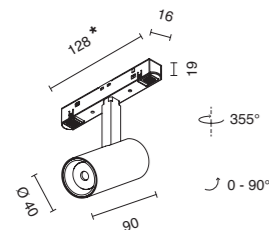
- Non-dimmable
- Dimmable and dual switching.



sorgente luminosa
light source

LED

power: 7W
voltage: 48Vdc
lumens: 546LM

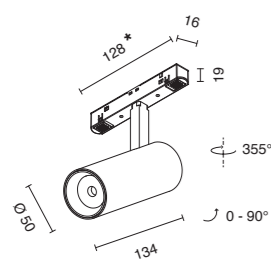


0,20 Kg 0,00014 m³

	bianco white	oro gold	nero black	
NEW	OTSP7TDB27K € 70,00	OTSP7TDG27K € 72,00	OTSP7TDN27K € 70,00	2700K
NEW	OTSP7TDB € 70,00	OTSP7TDG € 72,00	OTSP7TDN € 70,00	3000K
	OTSP7B € 55,00	OTSP7G € 59,00	OTSP7N € 55,00	3000K

* 191 mm nelle versioni dimmerabili / doppia accensione * 191 mm in dimmable / dual switching versions

power: 15W
voltage: 48Vdc
lumens: 1170LM



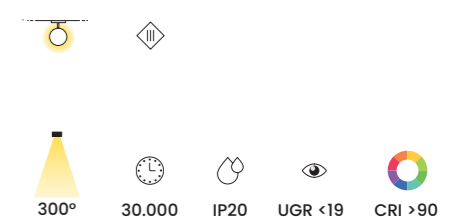
0,35 Kg 0,00034 m³

	bianco white	oro gold	nero black	
NEW	OTSP15TDB27K € 78,00	OTSP15TDG27K € 80,00	OTSP15TDN27K € 78,00	2700K
NEW	OTSP15TDB € 78,00	OTSP15TDG € 80,00	OTSP15TDN € 78,00	3000K
	OTSP15B € 65,00	OTSP15G € 69,00	OTSP15N € 65,00	3000K

* 191 mm nelle versioni dimmerabili / doppia accensione * 191 mm in dimmable / dual switching versions

Sfera LED LED sphere

compatibile con i seguenti binari
compatible with the following tracks



Sfera LED a 48Vdc in alluminio. Diffusore in vetro. Attacco ad incastro magnetico. Compatibile con sistema ROUND, SQUARE a incasso e superficie.

COB Bridgelux.

Disponibile:

- Non dimmerabile
- Dimmerabile e doppia accensione.

48Vdc LED sphere made of aluminium. Glass diffuser. Magnetic interlocking attachment.

Compatible with ROUND recessed, SQUARE recessed and surface systems. Bridgelux COB.

Available:

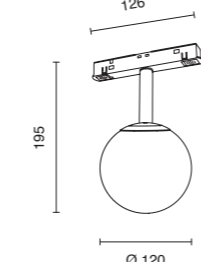
- Non-dimmable
- Dimmable and dual switching.



sorgente luminosa
light source

LED

power: 8W
voltage: 48Vdc
lumens: 624LM



0,41 Kg 0,003 m³

	bianco white	oro gold	nero black	
NEW	OTPBTDN27K € 85,00	OTPBTDG27K € 85,00	OTPBTDN27K € 85,00	2700K
NEW	OTPBTDN € 85,00	OTPBTDG € 85,00	OTPBTDN € 85,00	3000K
	OTPB € 75,00	OTPB € 75,00	OTPB € 75,00	3000K

* 191 mm nelle versioni dimmerabili / doppia accensione * 191 mm in dimmable / dual switching versions

Elemento lineare Linear element

compatibile con i seguenti binari
compatible with the following tracks



Elemento lineare a 48Vdc in alluminio. Diffusore in policarbonato. Attacco ad incastro magnetico. Compatibile con sistema ROUND, SQUARE a incasso e superficie.

Non dimmerabile. Elemento da 24w disponibile anche nella versione dimmerabile più doppia accensione.

48Vdc linear element made of aluminium. Polycarbonate diffuser. Magnetic interlocking attachment.

Compatible with ROUND recessed, SQUARE recessed and surface systems.

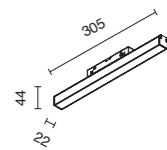
Non-dimmable. 24W element also available in dimmable version with dual switching.



sorgente luminosa
light source

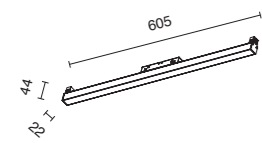
LED

power: 12W
voltage: 48Vdc
lumens: 936LM



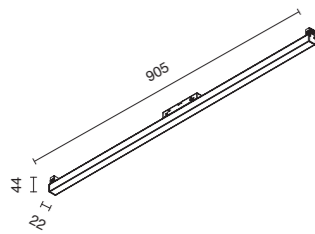
0,20 Kg 0,00029 m³

power: 24W
voltage: 48Vdc
lumens: 1872LM



0,39 Kg 0,00058 m³

power: 36W
voltage: 48Vdc
lumens: 2808LM



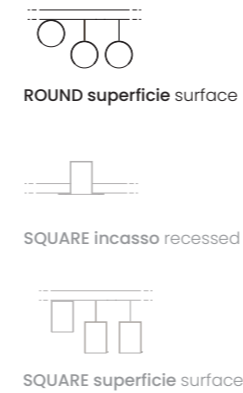
0,53 Kg 0,00087 m³

Elemento beta Beta element

sorgente luminosa
light source

LED

compatibile con i seguenti binari
compatible with the following tracks



bianco
white

OTFA12B

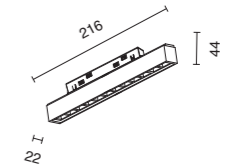
€ 55,00

nero
black

OTFA12N

€ 55,00

power: 12W
voltage: 48Vdc
light temperature: 3000K
lumens: 1006LM



bianco
white

OTFA24B

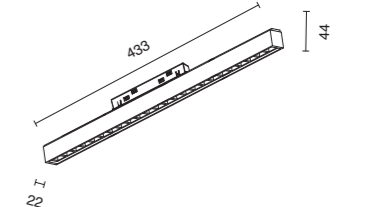
€ 82,00

nero
black

OTFA24N

€ 82,00

power: 24W
voltage: 48Vdc
light temperature: 3000K
lumens: 2012LM



bianco
white

OTFA36B


€ 105,00

nero
black

OTFA36N

€ 105,00


power: 36W
voltage: 48Vdc
light temperature: 3000K
lumens: 3018LM



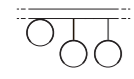
Elemento beta orientabile Adjustable beta element

sorgente luminosa
light source

LED



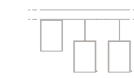
compatibile con i seguenti binari
compatible with the following tracks



ROUND superficie surface



SQUARE incasso recessed



SQUARE superficie surface

bianco
white

OTFAR12B

€ 72,00



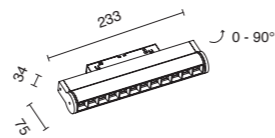
nero
black

OTFAR12N

€ 72,00



power: 12W
voltage: 48Vdc
light temperature: 3000K
lumens: 1006LM



bianco
white

OTFAR24B

€ 90,00



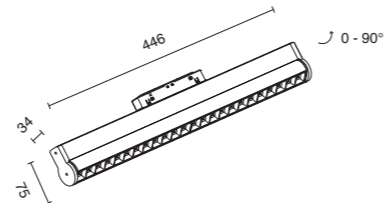
nero
black

OTFAR24N

€ 90,00



power: 24W
voltage: 48Vdc
light temperature: 3000K
lumens: 2012LM



bianco
white

OTFAR36B

€ 118,00



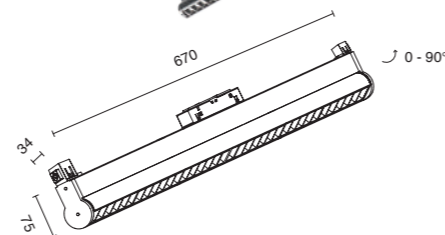
nero
black

OTFAR36N

€ 118,00



power: 36W
voltage: 48Vdc
light temperature: 3000K
lumens: 3018LM



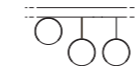
Elemento a luce diffusa Diffuse light element

sorgente luminosa
light source

LED



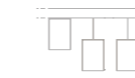
compatibile con i seguenti binari
compatible with the following tracks



ROUND superficie surface



SQUARE incasso recessed



SQUARE superficie surface

bianco
white

OTPRB

€ 85,00



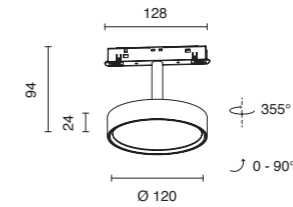
nero
black

OTPRN

€ 85,00



power: 12W
voltage: 48Vdc
light temperature: 3000K
lumens: 936LM



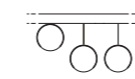
Sospensione a goccia Drop suspension

sorgente luminosa
light source

LED



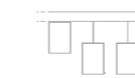
compatibile con i seguenti binari
compatible with the following tracks



ROUND superficie surface



SQUARE incasso recessed



SQUARE superficie surface

bianco
white

OTSOB

€ 85,00



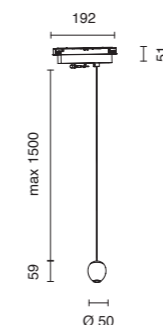
nero
black

OTSON

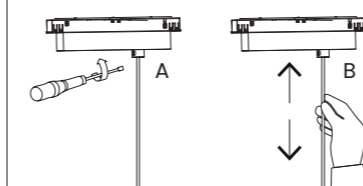
€ 85,00



power: 4W
voltage: 48Vdc
light temperature: 3000K
lumens: 312LM



Schema regolazione cavi
Cable adjustment scheme



non dimmerabile / non-dimmable

ROUND SUPERFICIE ROUND SURFACE

non dimmerabile / non-dimmable

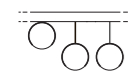
Sospensione cilindrica Cylindrical suspension

sorgente luminosa
light source

LED



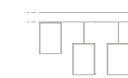
compatibile con i seguenti binari
compatible with the following tracks



ROUND superficie surface

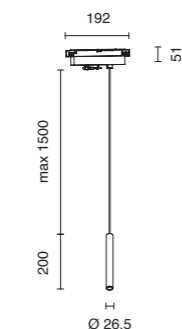


SQUARE incasso recessed

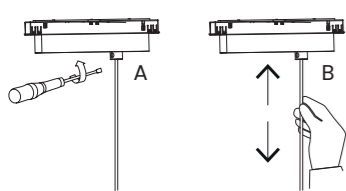


SQUARE superficie surface

power: 6W
voltage: 48Vdc
light temperature: 3000K
lumens: 468LM

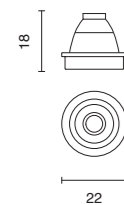


Schema regolazione cavi
Cable adjustment scheme

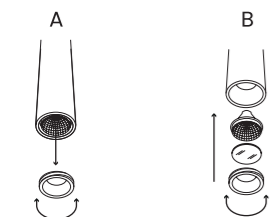


Ottica opzionale in materiale
plastico compatibile con
sospensione cilindrica. Per
ottenere un'apertura del fascio
luminoso pari a 38°.
Optional plastic lens, compatible
with cylindrical suspension, to
obtain a beam angle of 38°.

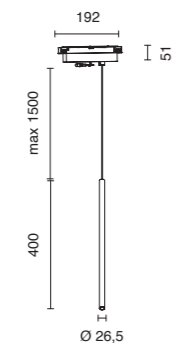
OTLENS
€ 3,00



Schema montaggio lente
Lens assembly scheme



power: 6W
voltage: 48Vdc
light temperature: 3000K
lumens: 468LM



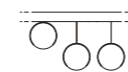
Sospensione a sfera Sphere suspension

sorgente luminosa
light source

LED



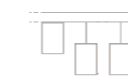
compatibile con i seguenti binari
compatible with the following tracks



ROUND superficie surface

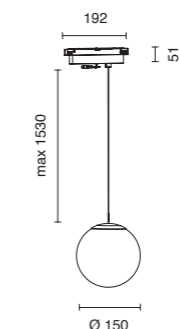


SQUARE incasso recessed

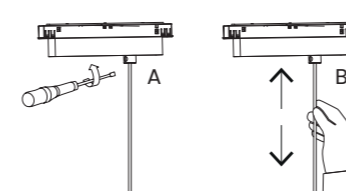


SQUARE superficie surface

power: 8W
voltage: 48Vdc
light temperature: 3000K
lumens: 624LM



Schema regolazione cavi
Cable adjustment scheme



Vetro ALFA medio ALFA medium glass



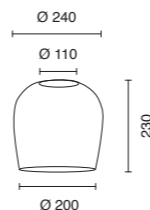
ALFA/MD-TRASP
METEL: OVT0001
€ 80,00

ALFA/MD-OTTANIO
METEL: OVT0002
€ 80,00

ALFA/MD-VERDE
METEL: OVT0003
€ 80,00

ALFA/MD-AMBRA
METEL: OVT0004
€ 80,00

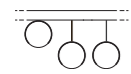
ALFA/MD-FUME
METEL: OVT0005
€ 80,00



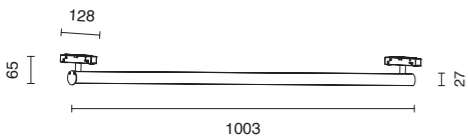
ROUND ACCESSORI
ROUND ACCESSORIES

Elemento a binario trasverso Transverse track element

compatibile con i seguenti binari
compatible with the following tracks



ROUND superficie surface



1 Kg 0,002 m³

Elemento a binario in alluminio a sezione circolare, 48Vdc. Completo di due elementi di chiusura finali. Installazione ad attacco magnetico tra due binari ROUND.
Barra da 1 metro non sezionabile. Per connettere elettricamente entrambe le estremità è necessario un connettore elettrico angolare (pag. 57).
Aluminium track element with round section, 48Vdc. Complete with two end caps.
Magnetic attachment installation between two ROUND tracks. 1m bar not sectionable.
An angle electrical connector is required to connect electrically both the ends (page 57).

bianco
white

OTPERCB
€ 130,00



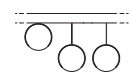
nero
black

OTPERCN
€ 130,00

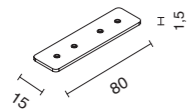


Giunto meccanico Mechanical joint

compatibile con i seguenti binari
compatible with the following tracks



ROUND superficie surface



0,1 Kg 0,0000024 m³

Elemento in acciaio per la connessione meccanica di due binari ROUND (OTBINCB-OTBINCN).
Necessario l'uso del connettore elettrico lineare (OTCINN-OTCINB).
Steel element for mechanical connection of two ROUND tracks (OTBINCB-OTBINCN).
Use of the linear electrical connector required (OTCINN-OTCINB).

bianco
white

OTCB
€ 7,00



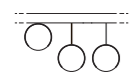
nero
black

OTCN
€ 7,00



Connettore elettrico lineare Linear electrical connector

compatibile con i seguenti binari
compatible with the following tracks



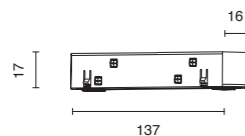
ROUND superficie surface



SQUARE incasso recessed



SQUARE superficie surface



0,27 Kg 0,00004 m³

Elemento per la connessione elettrica di due binari ROUND (OTBINCN-OTBINCB).
Adatto anche ai sistemi SQUARE. Necessario il giunto meccanico (OTCB-OTCN).
Element for electrical connection of two ROUND tracks (OTBINCN-OTBINCB).
Also suitable for SQUARE systems. Mechanical joint required (OTCB - OTCN).

bianco
white

OTCNB
€ 20,00



nero
black

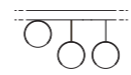
OTCINN
€ 20,00



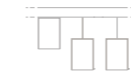
ROUND ACCESSORI
ROUND ACCESSORIES

Kit sospensione Suspension kit

compatibile con i seguenti binari
compatible with the following tracks

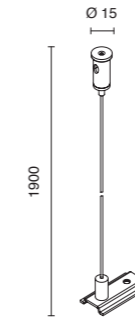


ROUND superficie surface



SQUARE superficie surface

0,08 Kg 0,00005 m³



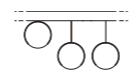
Kit per sospensione con 2 cavi di acciaio compatibile con binario ROUND.
Adatto anche a sistema SQUARE superficie.
Suspension kit with two steel cables, compatible with ROUND track.
Also suitable for SQUARE surface system.

OTKITS
€ 17,00

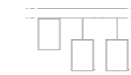


Asta per sospensione rigida Rod for rigid suspension

compatibile con i seguenti binari
compatible with the following tracks

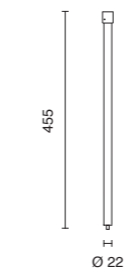


ROUND superficie surface



SQUARE superficie surface

0,23 Kg 0,00045 m³



Asta per sospensione rigida compatibile con binario ROUND.
Adatto anche a sistema SQUARE superficie.
Rod for rigid suspension, compatible with ROUND track.
Also suitable for SQUARE surface system.

bianco
white

OTPLB
€ 42,00



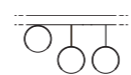
nero
black

OTPLN
€ 42,00



Asta per sospensione rigida con cover Rod for rigid suspension with cover

compatibile con i seguenti binari
compatible with the following tracks

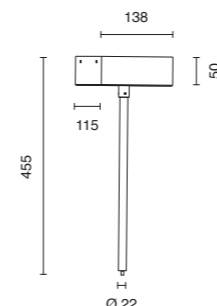


ROUND superficie surface



SQUARE superficie surface

0,72 Kg 0,0072 m³



Asta per sospensione rigida con cover per driver OTDRC, compatibile con binario ROUND.
Adatto anche a sistema SQUARE superficie.
Rod for rigid suspension with cover for driver OTDRC, compatible with ROUND track.
Also suitable for SQUARE surface system.

bianco
white

OTPLDB
€ 75,00



nero
black

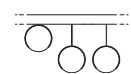
OTPLDN
€ 75,00



ROUND DRIVER E ALIMENTAZIONE
ROUND DRIVER AND POWER SUPPLY

Driver attacco magnetico Magnetic attachment driver

compatibile con i seguenti binari
compatible with the following tracks



ROUND superficie surface



SQUARE incasso recessed



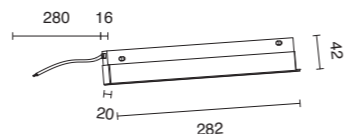
SQUARE superficie surface

Driver magnetico da installare direttamente a binario. Compatibile con serie ROUND 48Vdc - SQUARE 48Vdc.
Magnetic driver to be installed directly on track. Compatible with ROUND 48Vdc - SQUARE 48Vdc series.

nero
black

OTD100
€ 73,00
100W
Vin 220-240Vac
Vout 48 Vdc
Ampere 2.1 A
IP20

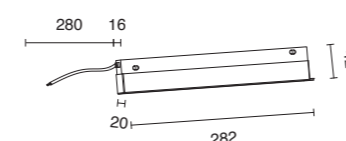
0,36 Kg 0,00018 m³



nero
black

OTD150
€ 94,00
150W
Vin 220-240Vac
Vout 48 Vdc
Ampere 3.1 A
IP20

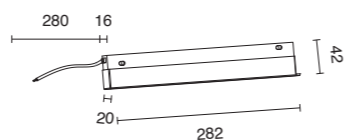
0,36 Kg 0,00018 m³



nero
black

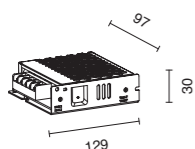
OTD250
€ 115,00
250W
Vin 220-240Vac
Vout 48 Vdc
Ampere 5.2 A
IP20

0,36 Kg 0,00018 m³



Driver remoto per sospensione rigida Remote driver

Articolo necessario per l'opzione di sospensione rigida e alimentazione in remoto, indispensabile il collegamento al modulo di input elettrico (OTMIN-OTMIB). Disponibile asta con cover (OTPLDB-OTPLDN).
Item needed for rigid suspension and remote power supply option, indispensable connection to electrical input module (OTMIN-OTMIB). Rod with cover available (OTPLDB-OTPLDN).



OTDRC
€ 80,00
100W
Vin 100-240Vac
Vout 48 Vdc
Ampere 2.1 A
IP20

0,42 Kg 0,00037 m³



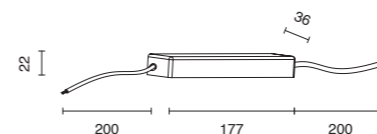
ROUND DRIVER E ALIMENTAZIONE
ROUND DRIVER AND POWER SUPPLY

Driver remoto Remote driver

Compatibile con qualsiasi sistema a 48Vdc. Articolo necessario per l'opzione di alimentazione con driver remoto, indispensabile il collegamento al modulo di input elettrico (OTMIB-OTMIN).
Compatible with any 48Vdc system. Item required for power supply option with remote driver, indispensable connection to electrical input module (OTMIB-OTMIN).

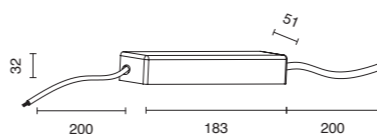
OTDS100
€ 65,00
100W
Vin 220-240Vac
Vout 48 Vdc
Ampere 2.1 A
IP20

0,32 Kg 0,00014 m³



OTDS200
€ 118,00
200W
Vin 220-240Vac
Vout 48 Vdc
Ampere 4.2 A
IP20

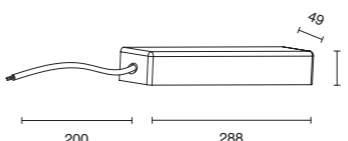
0,62 Kg 0,0003 m³



NEW

OTDS200TD
€ 130,00
200W
Vin 220-240Vac
Vout 48 Vdc
Ampere 4.2 A
IP20

0,40 Kg 0,0005 m³



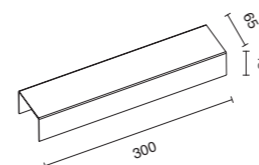
Cover per driver remoto Cover for remote driver

Compatibile con driver OTDS100, OTDS200 e OTDS200TD.
Compatible with OTDS100, OTDS200 and OTDS200TD drivers.

bianco
white

OTCVB
€ 33,00

0,67 Kg 0,00087 m³



nero
black

OTCVN
€ 33,00

Modulo di input elettrico Electrical input module

Articolo necessario per l'opzione di alimentazione con driver remoti (OTDS100-OTDS200-OTDRC-OTDS200TD).
Item required for power supply option with remote drivers (OTDS100-OTDS200-OTDRC-OTDS200TD).

bianco
white

OTMIB
€ 20,00

0,32 Kg 0,0003 m³

compatibile con i seguenti binari
compatible with the following tracks



ROUND superficie surface



SQUARE incasso recessed



SQUARE superficie surface

nero
black


OTMIN
€ 20,00

dimmerabile / dimmable

ROUND SUPERFICIE ROUND SURFACE

outdoor


Applique Wall lamps
Paletti Bollards
Plafoniere Ceiling lamps
Segnapassi Steplights



ESTERNO OUTDOOR

Lucifer

Paletto LED in alluminio con diffusore in vetro. Driver incluso.
Aluminium LED bollard with glass diffuser. Driver included.



ESTERNO OUTDOOR

Viale

Paletto LED in alluminio con diffusore in policarbonato. Driver incluso.
Aluminium LED bollard with polycarbonate diffuser. Driver included.

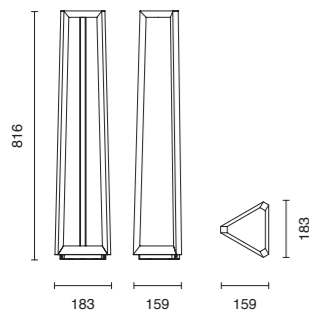


PALETTI BOLLARDS

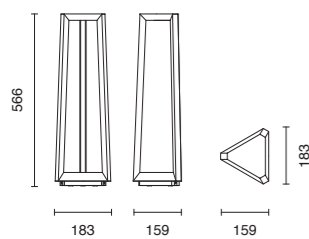
sorgente luminosa
light source

LED

power: 12W
voltage: 220-240Vac



power: 12W
voltage: 220-240Vac



paletto
bollard



120°



30.000



IP65



UGR <19



CRI >80



1,66 KG



0,11 m³

corten
corten

NEW
OTPLT802C
€ 165,00



antracite
anthracite

OTPLT802G
€ 165,00



3000K 780LM

paletto
bollard



120°



30.000



IP65



UGR <19



CRI >80



1,44 Kg



0,09 m³

corten
corten

NEW
OTPLT550C
€ 140,00



antracite
anthracite

OTPLT550G
€ 140,00



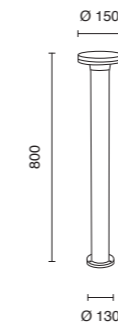
3000K 780LM

non dimmerabile / non-dimmable

sorgente luminosa
light source

LED

power: 12W
voltage: 220-240Vac



power: 12W
voltage: 220-240Vac



paletto
bollard



120°



20.000



IP65



UGR <19



CRI >80



1,58 Kg



0,16 m³

corten
corten

NEW
OTPLT801C
€ 128,00



nero
black

OTPLT801N
€ 128,00



3000K 720LM

paletto
bollard



120°



20.000



IP65



UGR <19



CRI >80



1,28 Kg



0,16m³

corten
corten

NEW
OTPLT601C
€ 115,00



nero
black

OTPLT601N
€ 115,00



3000K 720LM

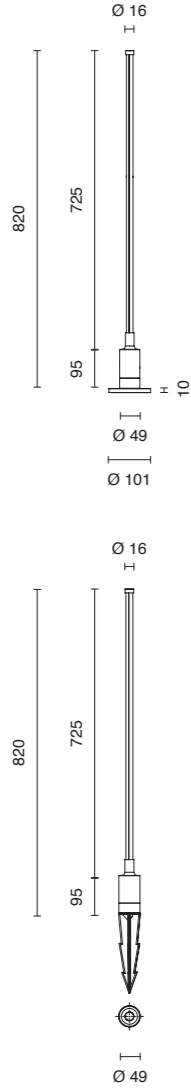
non dimmerabile / non-dimmable

Raissa

Paletto LED in alluminio con diffusore in policarbonato. Include due basi di ancoraggio: con picchetto e con base piatta. Driver incluso. Disponibile nella versione da 3000K e 4000K.

Aluminium LED bollard with polycarbonate diffuser. Two anchor bases included: with stake and with flat base. Driver included. Available in 3000K and 4000K versions.

ESTERNO OUTDOOR



sorgente luminosa
light source

LED

power: 10W
voltage: 220-240Vac

paletto
bollard



120° 30.000 IP54 UGR <19 CRI >90 1,5 Kg 0,002 m³

corten
corten

NEW

OTPLT805C3
€ 139,00

antracite
anthracite

OTPLT805G3
€ 139,00

3000K 1090LM

OTPLT805C
€ 139,00

OTPLT805G
€ 139,00

4000K 1090LM



non dimmerabile / non-dimmable

Mirta

Lampada da terra LED da esterno. Struttura in alluminio e diffusore in vetro. COB Bridgelux. Driver incluso. Disponibile nella versione da 3000K e 4000K.

Outdoor LED floor lamp. Aluminium structure and glass diffuser. Bridgelux COB. Driver included. Available in 3000K and 4000K versions.



PALETTI BOLLARDS

sorgente luminosa
light source

LED

power: 5W
voltage: 220-240Vac

paletto
bollard



120° 30.000 IP54 UGR <19 CRI >90 1,2 Kg 0,016 m³

corten
corten

NEW

OTPLT806C3
€ 189,00

antracite
anthracite

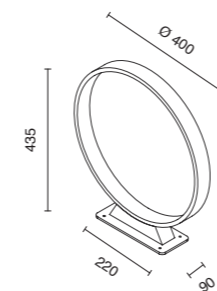
OTPLT806G3
€ 189,00

3000K 425LM

OTPLT806C
€ 189,00

OTPLT806G
€ 189,00

4000K 425LM



non dimmerabile / non-dimmable

Free square

Segnapasso LED per esterni in alluminio.
Diffusore in materiale plastico.
Driver incluso. Disponibile nella versione da 3000K e 4000K.
Aluminium outdoor LED steplight.
Plastic diffuser. Driver included.
Available in 3000K and 4000K versions.



sorgente luminosa
light source

LED

power: 3W
voltage: 220-240Vac

segnapassi
steplights

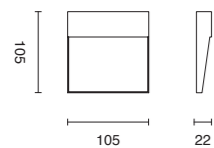


bianco white corten corten antracite anthracite

NEW

OTSP0001B3 **OTSP0001C3** **OTSP0001G3** 3000K 180LM
€ 35,00 € 35,00 € 35,00


OTSP0001B **OTSP0001C** **OTSP0001G** 4000K 180LM
€ 35,00 € 35,00 € 35,00



non dimmerabile / non-dimmable

Free round

Segnapasso LED per esterni in alluminio.
Diffusore in materiale plastico.
Driver incluso. Disponibile nella versione da 3000K e 4000K.
Aluminium outdoor LED steplight.
Plastic diffuser. Driver included.
Available in 3000K and 4000K versions.



sorgente luminosa
light source

LED

power: 3W
voltage: 220-240Vac

segnapassi
steplights

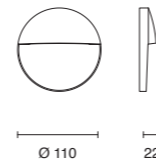


bianco white corten corten antracite anthracite

NEW

OTSP0002B3 **OTSP0002C3** **OTSP0002G3** 3000K 180LM
€ 35,00 € 35,00 € 35,00

OTSP0002B **OTSP0002C** **OTSP0002G** 4000K 180LM
€ 35,00 € 35,00 € 35,00



non dimmerabile / non-dimmable

Zenda

Appliche LED da esterni, orientabile.
Struttura in alluminio. Diffusore
in policarbonato. Driver incluso.
Disponibile nella versione da 3000K
e 4000K.

Adjustable outdoor LED wall lamp.
Aluminium structure. Polycarbonate
diffuser. Driver included. Available in
3000K and 4000K versions.



sorgente luminosa
light source

LED

power: 20W
voltage: 220-240Vac

applique orientabile
adjustable wall lamp



corten
corten antracite
anthracite

NEW

OTAP0014C3 € 99,00	OTAP0014G3 € 99,00	3000K	1326LM
------------------------------	------------------------------	-------	--------

OTAP0014C € 99,00	OTAP0014G € 99,00	4000K	1326LM
-----------------------------	-----------------------------	-------	--------



non dimmerabile / non-dimmable

Ninja

Appliche LED da esterni. Struttura in
alluminio. Diffusore in policarbonato.
Driver incluso. Disponibile nella versione
da 3000K e 4000K.

Outdoor LED wall lamp. Aluminium
structure. Polycarbonate diffuser.
Driver included. Available in 3000K and
4000K versions.



sorgente luminosa
light source

LED

power: 20W
voltage: 220-240Vac

applique
wall lamp

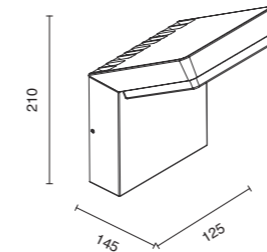


corten
corten antracite
anthracite nero
black

NEW

OTAP0016C3 € 89,00	OTAP0016G3 € 89,00	OTAP0016N3 € 89,00	3000K	1588LM
------------------------------	------------------------------	------------------------------	-------	--------


OTAP0016C € 89,00	OTAP0016G € 89,00	OTAP0016N € 89,00	4000K	1588LM
-----------------------------	-----------------------------	-----------------------------	-------	--------



non dimmerabile / non-dimmable

Nevio

Applique LED da esterni. Struttura in alluminio, diffusore in policarbonato. Driver incluso. COB Bridgelux. Disponibile nella versione da 3000K e 4000K.
Outdoor LED wall lamp. Aluminium structure. Polycarbonate diffuser. Driver included. Bridgelux COB. Available in 3000K and 4000K versions.




sorgente luminosa
light source

LED

power: 6W
voltage: 220-240Vac

applique biemissione
double emission wall lamp



bianco white	corten corten	antracite anthracite		
NEW OTAP0018B3	OTAP0018C3	OTAP0018G3	3000K	595LM
€ 67,00	€ 67,00	€ 67,00		
OTAP0018B	OTAP0018C	OTAP0018G	4000K	595LM
€ 67,00	€ 67,00	€ 67,00		



non dimmerabile / non-dimmable

Falco

Applique LED per esterni a doppia emissione in abs e policarbonato. Disponibile in diversi colori. Disponibile nella versione da 3000K e 4000K.
Outdoor LED wall lamp with double emission in abs and polycarbonate. Available in different colours. Available in 3000K and 4000K versions.



sorgente luminosa
light source

LED

power: 12W
voltage: 220-240Vac

applique biemissione
double emission wall lamp



bianco white	silver silver	nero black		
NEW OTAP0025B3	OTAP0025G3	OTAP0025N3	3000K	780LM
€ 65,00	€ 65,00	€ 65,00		
AP.FALCO/BCO METEL: OAP0082	AP.FALCO/SILVER METEL: OAP0084	AP.FALCO/NERO METEL: OAP0083	4000K	780LM
€ 65,00	€ 65,00	€ 65,00		




non dimmerabile / non-dimmable

Patio

Plafoniera LED in alluminio con diffusore in materiale polimerico. Driver incluso. Utilizzabile come applique o plafoniera. Disponibile nella versione da 3000K e 4000K.
Aluminium LED ceiling lamp with polymeric diffuser. Driver included. Also usable as a wall lamp. Available in 3000K and 4000K versions.



APPLIQUE / PLAFONIERA WALL LAMPS / CEILING LAMPS



sorgente luminosa
light source

LED

power: 10W
voltage: 220-240Vac

applique / plafoniera
wall lamp / ceiling lamp



corten
corten

antracite
anthracite

NEW

OTAP0013C3
€ 46,00

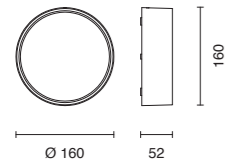
OTAP0013G3
€ 46,00

3000K 700LM

OTAP0013C
€ 46,00

OTAP0013G
€ 46,00

4000K 700LM



Legenda Legend

Dimmerabile Dimmable	Non dimmerabile Non-dimmable	Classe di isolamento 1 Class 1	Classe di isolamento 2 Class 2	Classe di isolamento 3 Class 3
Angolo emissione luminosa Angle of light emission	Tempo di durata Duration time	IP (Indice di protezione) IP (Ingress protection)	UGR (Indice unificato di abbagliamento) UGR (Unified glare rating)	CRI (Indice di resa cromatica) CRI (Color rendering index)
Taglio quadrato Square cut out	Taglio tondo Round cut out	Peso Weight	Metri cubi CBM	Rotazione Rotation
Tasto di accensione integrato Power button	Doppia accensione Dual switching			

Condizioni di vendita

General sale conditions

1. Le condizioni di vendita di seguito riportate si intendono tacitamente accettate dall'acquirente, salvo espresso dissenso da comunicarsi per iscritto contestualmente all'emissione dell'ordine.

2. Gli ordini sono acquisiti sempre e comunque salvo approvazione del venditore. I tempi di consegna concordati non sono da ritenersi essenziali per l'esecuzione dell'ordine e pertanto non vincolanti.

3. I prezzi sono indicati in euro al netto di iva.

4. La merce viene fornita con la formula del "riservato dominio" e l'Azienda si riserva il diritto di fornirla anche in consegne parziali.

5. Decorso il termine di 10 giorni dalla data di consegna della merce, per l'acquirente decade il diritto di presentare reclamo per vizi e/o difetti. Il reclamo dovrà essere effettuato per iscritto.

6. Le descrizioni dei prodotti sono da ritenersi a titolo indicativo. Il tempo di durata dei prodotti è da ritenersi un dato indicativo e relativo ad un valore medio della fonte luminosa utilizzata. Questo dato non inficia la durata legale della garanzia.

7. La ditta venditrice si riserva il diritto di apportare senza preavviso modifiche dimensionali e/o qualitative per migliorare le caratteristiche dei propri prodotti e di eliminare in qualsiasi momento articoli presenti nel catalogo.

8. I prezzi possono subire variazioni a causa di leggi fiscali, aumenti considerevoli di materie prime ed errori di stampa.

9. Per ogni controversia è competente il foro di Trani.

10. Tutti i nostri prodotti sono conformi alle direttive CE.

1. The following terms and conditions of sale shall be deemed to be tacitly accepted by the purchaser, unless he expressly objects in writing at the time the order is placed.

2. Orders are always acquired subject to the approval of the seller. Agreed delivery times are not to be considered essential for the execution of the order and are therefore not binding.

3. Prices are indicated in euros, net of VAT.

4. The goods are supplied on a 'reserved domain' basis and the Company reserves the right to supply them also in partial deliveries.

5. After the expiry of 10 days from the date of delivery of the goods, the purchaser's right to lodge a complaint for defects and/or faults shall expire. The complaint shall be made in writing.

6. Product descriptions are to be considered as indicative only. The duration time of the products is to be considered as indicative and relative to an average value of the light source used. This figure does not affect the legal duration of the guarantee.

7. The seller reserves the right to make dimensional and/or qualitative changes to improve the characteristics of its products without prior notice and to remove items from the catalogue at any time.

8. Prices may vary due to tax laws, considerable increases in raw materials and printing errors.

9. Any disputes shall be settled by the Trani Court.

10. All our products comply with EC directives.

ONDATECH

è un brand di Ciciriello Group

ONDATECH si riserva il diritto di apportare modifiche nei materiali e nelle finiture dei prodotti presentati in questo catalogo in qualunque momento senza l'obbligo di preavviso.

Per tutte le tonalità di colore e finiture presenti in questo catalogo, devono essere tollerate variazioni minime di colorazione dovute alla riproduzione tipografica.

ONDATECH reserves the right to make changes in the materials and finishes of the products in this catalog at any time without notice. For all colour shades and finishes in this catalogue, minimal variations of colour due to typographical reproduction must be tolerated.



S.P. 231 km 49.700
76123 Andria (BT)
Italia

ITALIA - Tel. +39 0883 1927006
ondaluce@ciciriellogroup.com

EXPORT - Tel. +39 0883 1927016
export@ciciriellogroup.com

www.ondaluce-illuminazione.com
www.ciciriellogroup.com



Concept:
Ditre.com

Graphic artwork:
Daniela Marchini / Dadincanto

Art Direction:
Ufficio Progetti / Ciciriellogroup.com

Photo:
Quasarfoto.com

Image production:
Francesca Fani Studio / Ditre.com

Photo Editing
Ditre.com

printed in Italy:
Pubblicità & Stampa (Ba)
Stampa Gennaio 2026





ondaluce-illuminazione.com
ciciriellogroup.com