



MADE IN ITALY



TOP SELECTION PROJECT 2024

CLASSIC RANGE

REVIVAL RANGE

MODERN RANGE



E27 HIGH POWER LED

REVIVAL & CLASSIC RANGE



REVIVAL RANGE

NEW

CB
IECEE CB
SCHEME



SERGIO
for details see pag. 10

CLASSIC RANGE

CB
IECEE CB
SCHEME



NOEMI
for details see pag. 24

CB
IECEE CB
SCHEME



TOBIA
for details see pag. 26

CB
IECEE CB
SCHEME



ELIA
for details see pag. 30

NEW

CB
IECEE CB
SCHEME



SERGIO
for details see pag. 12

CB
IECEE CB
SCHEME



SILOÉ
for details see pag. 24

CB
IECEE CB
SCHEME



SIMON
for details see pag. 26



PIETRO
for details see pag. 30

E27 HIGH POWER LED

MODERN RANGE



MODERN RANGE



VIVI 400
for details see pag. 48



BEPPE 400
for details see pag. 48



GINO 400
for details see pag. 52



REMO 400
for details see pag. 52



VIVI 500
for details see pag. 54



BEPPE 500
for details see pag. 54



GINO 500
for details see pag. 58



REMO 500
for details see pag. 58

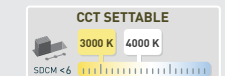
E27 HIGH POWER LED



LVD EMC ERP



for details see pag. 71



NEW

T33.364.A10.Q1K



3255

SERGIO

PAG 10

**EKTOR 3000
MIDIPILAR/SERGIO1L**
for details see pag. 10

**VANNI 2500
IOLE /SERGIO 2L**
for details see pag. 10



T33.310.E20.Q1K

2940

MADE IN ITALY

VANNI 2500/SERGIO
for details see pag. 10



T33.310.Q1K

2840



MAXIDISMA/SERGIO
for details see pag. 10



T33.117.Q1K

MIDIPILAR/SERGIO
for details see pag. 10



T33.254.Q1K

MADE IN ITALY

fumagalli
since 1973

IOLE/SERGIO
for details see pag. 10

T33.243.Q1K

REVIVAL RANGE

CLASSIC RANGE

MODERN RANGE

ADVANTAGES



ANTI CORROSION

NO MAINTENANCE



UV-RAYS STABILIZED



DOUBLE INSULATION



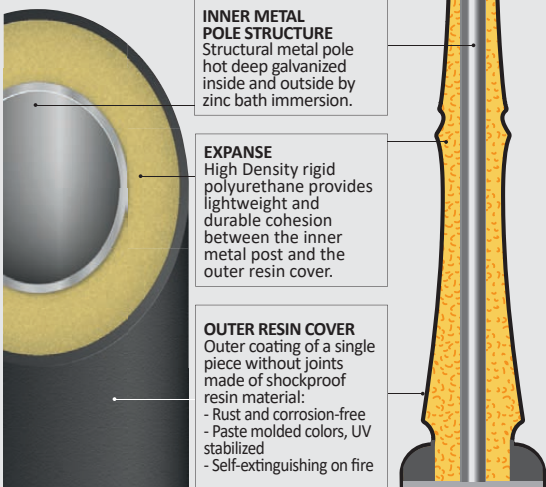
NOT AFFECTED BY CHEMICAL FERTILIZES



FULLY MODULAR Ø60mm

RESIN POST OF A SINGLE PIECE WITHOUT JOINTS

Stronger, safer and more durable



REVIVAL RANGE

SUGGESTED COMBINATIONS

SINGLE LIGHTS



DIFFUSER

MULTI-HEAD LIGHTS



DIFFUSER

MULTI-HEAD LIGHTS

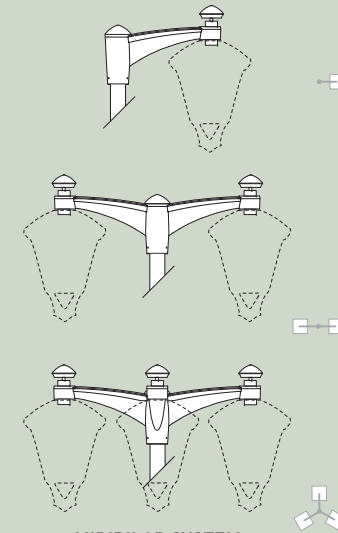


DIFFUSER

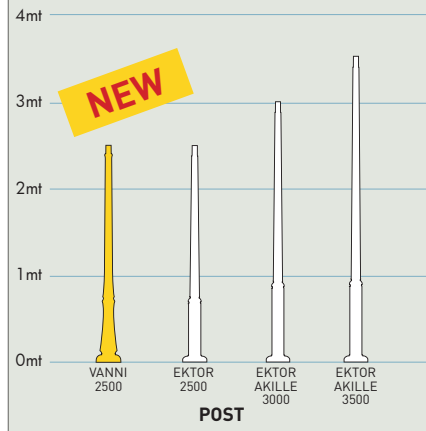
NEW



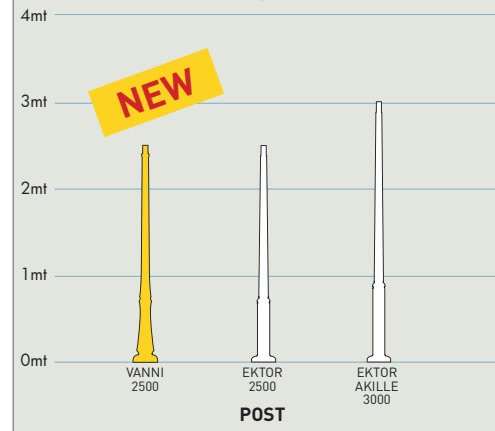
IOLE SYSTEM 1L -2L-3L



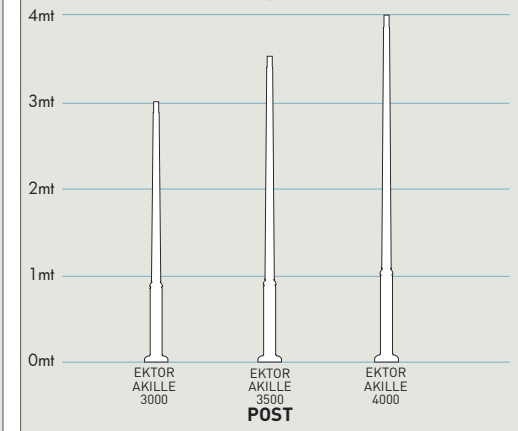
MIDIPILAR SYSTEM 1L -2L-3L



NEW



NEW



REVIVAL RANGE

CLASSIC RANGE

MODERN RANGE

SERGIO HIGH POWER LED



MADE IN ITALY



E27 HIGH POWER LED

INDOOR & OUTDOOR USE



+80°C
-30° 90% HUMIDITY



VOLTAGE SURGE RESISTANT

30W (3620 lm)
50W (6550 lm)

More details at page 71



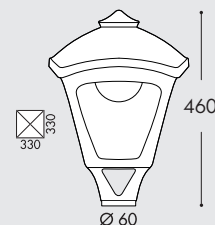
SERGIO 30W HIGH POWER LED				
LAMP	POWER	LUMINOUS FLUX UP TO	VOLTAGE RANGE	CCT SETTABLE
E27 HIGH POWER LED  Ø 100	30W	3620 lm	100-240V 50/60 Hz	4000K/3000K CCT SET
				SERGIO =  70W HQI-SON

SERGIO 50W HIGH POWER LED				
LAMP	POWER	LUMINOUS FLUX UP TO	VOLTAGE RANGE	COLOUR TEMPERATURE
E27 HIGH POWER LED  Ø 118	50W	6550 lm	100-240V 50/60 Hz	4000K 3000K
				SERGIO =  100W HQI-SON



SERGIO HIGH POWER LED

30W LED	CCT SET	T33.000.Q1K
50W LED	4000K	T33.000.H1L
	3000K	T33.000.H1R



REVIVAL RANGE

CLASSIC RANGE

MODERN RANGE

SERGIO GX53 LED



MADE IN ITALY



**FLAT
DIFFUSER**

GX53 LED VERSION
4x GX53

CCT SETTABLE
3000 K 4000 K 6500 K

SDCM <4

AVAILABLE COLORS

RESIN BODY (MOULDED COLOURS)			DIFFUSER	
BLACK (A)	GREY (L)	WHITE (W)	CLEAR (X)	OPAL (Y)



SERGIO 40W GX53 LED					
LAMP	POWER	LUMINOUS FLUX (Φ TOTAL)	VOLTAGE RANGE	CCT SETTABLE	
	4x10W 40W	5160 lm	100-240V 50/60 Hz	6500K/4000K/3000K CCT SET	SERGIO = 100W HIGI-SON

SERGIO GX53 LED-FLAT DIFFUSER

LAMP INCLUDED: **4x GX53 LED**

CCT SET **LED** 4x10W **40W** T35.000.D4K

NEW

FLAT DIFFUSER FOR GX53 LED VERSION



EACH POST IS SUPPLIED WITH THE SUITABLE CAGE FOR FIXATION

VANNI 2500

without door	000.310
--------------	---------

NEW POST

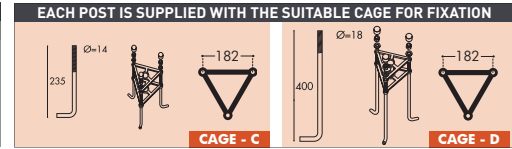
BLACK (A) GREY (L) WHITE (W)

cage type C

EKTOR 2500

without door	000.361
with door	000.362
with door & box	000.363

cage type C



	EKTOR 3000	AKILLE 3000
without door	000.364	000.414
with door	000.365	000.415
with door & box	000.366	000.416

	EKTOR 3500	AKILLE 3500
without door	000.367	000.417
with door	000.368	000.418
with door & box	000.369	000.419

	EKTOR 4000	AKILLE 4000
without door	000.371	000.421
with door	000.372	000.422
with door & box	000.373	000.423

cage type C

cage type C

cage type D

WALL BRACKETS/BASE



POST TOP SYSTEM

IOLE WALL BRACKET

H.243.WAL

270

NEW

suitable for:
SERGIO

IOLE SYSTEM 1L

000.000.E10

330

NEW

Ø60

suitable for:
SERGIO

IOLE SYSTEM 2L

000.000.E20

560

NEW

Ø60

suitable for:
SERGIO

IOLE SYSTEM 3L

000.000.E30

500

NEW

Ø60

suitable for:
SERGIO

MIDIPILAR WALL BRACKET

H.254.WAL

420

suitable for:
SERGIO -
GINO 400 - REMO 400
VIVI 400 - ECOVIVI 400
GLOBE 400

MIDIPILAR SYSTEM 1L

000.000.A10

470

suitable for:
SERGIO -
VIVI 400 - ECOVIVI 400
GLOBE 400

MIDIPILAR SYSTEM 2L

000.000.A20

830

suitable for:
SERGIO -
VIVI 400 - ECOVIVI 400
GLOBE 400

MIDIPILAR SYSTEM 3L

000.000.A30

650

suitable for:
SERGIO -
VIVI 400 - ECOVIVI 400
GLOBE 400

MAXIDISMA BASE

Ø60

H.117

suitable for:
SERGIO

FULLY MODULAR

Ø 60mm

The unique 60mm hub allows thousands of different possible combinations to create your perfect outdoor light fitting.



NOEMI

PAG 24



SILOE

PAG 24



TOBIA

PAG 26



SIMON

PAG 26



ELIA

PAG 30



PIETRO

PAG 30



GLOBE

PAG 34



E35.201.R20.Q1K



3070

**NEBO OFIR/
NOEMI 2L**
for details see pag. 24



Q43.207.H1L

4180

HOREB/ELIA
for details see pag. 30

NEBO/TOBIA
for details see pag. 26

Q33.201.Q1K

3000



U33.113.Q1K

LOT/SIMON
for details see pag. 26

OFIR/NOEMI
for details see pag. 24



E35.132.Q1K

ADVANTAGES



ANTI CORROSION

NO MAINTENANCE



UV-RAYS STABILIZED



DOUBLE INSULATION



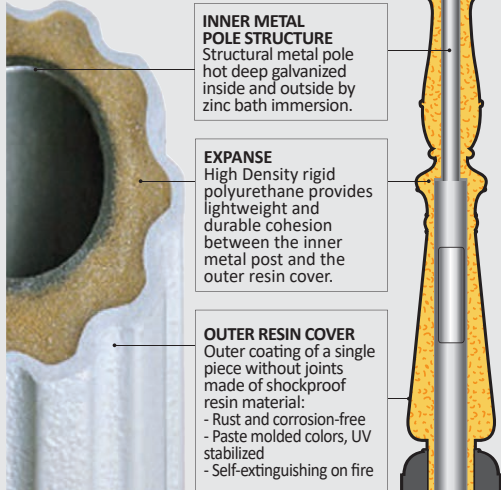
NOT AFFECTED BY CHEMICAL FERTILIZERS



FULLY MODULAR Ø60mm

RESIN POST OF A SINGLE PIECE WITHOUT JOINTS

Stronger, safer and more durable



INNER METAL POLE STRUCTURE
Structural metal pole hot deep galvanized inside and outside by zinc bath immersion.

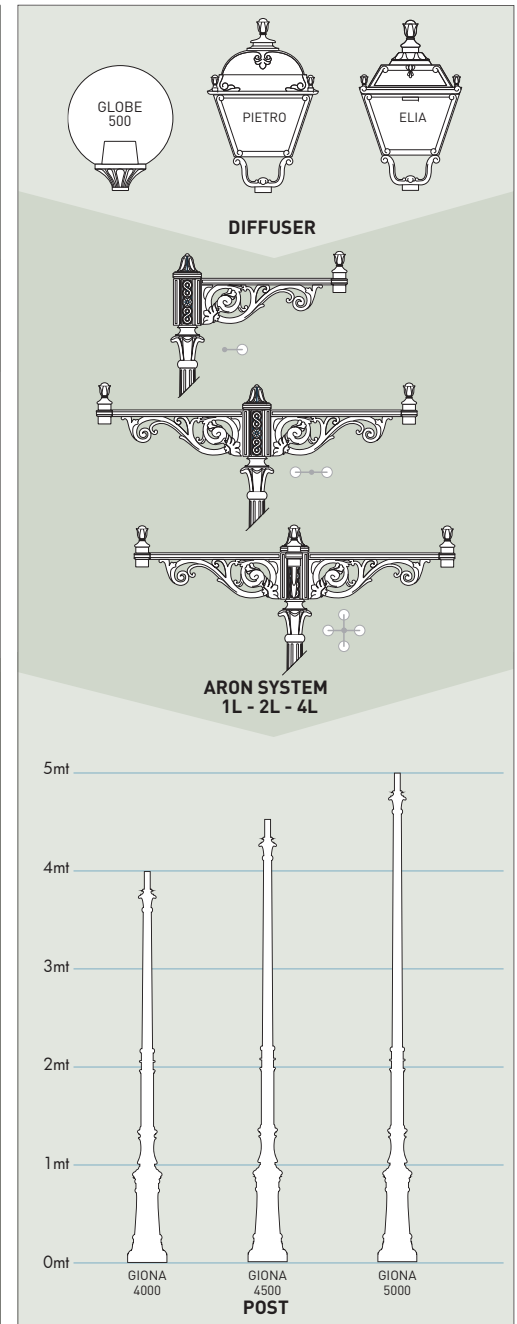
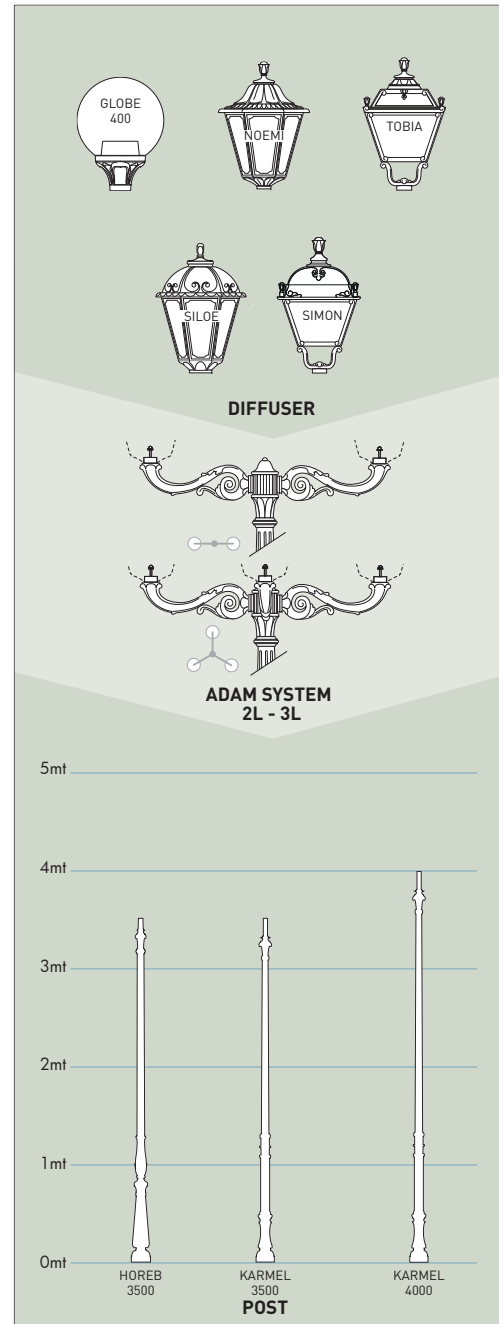
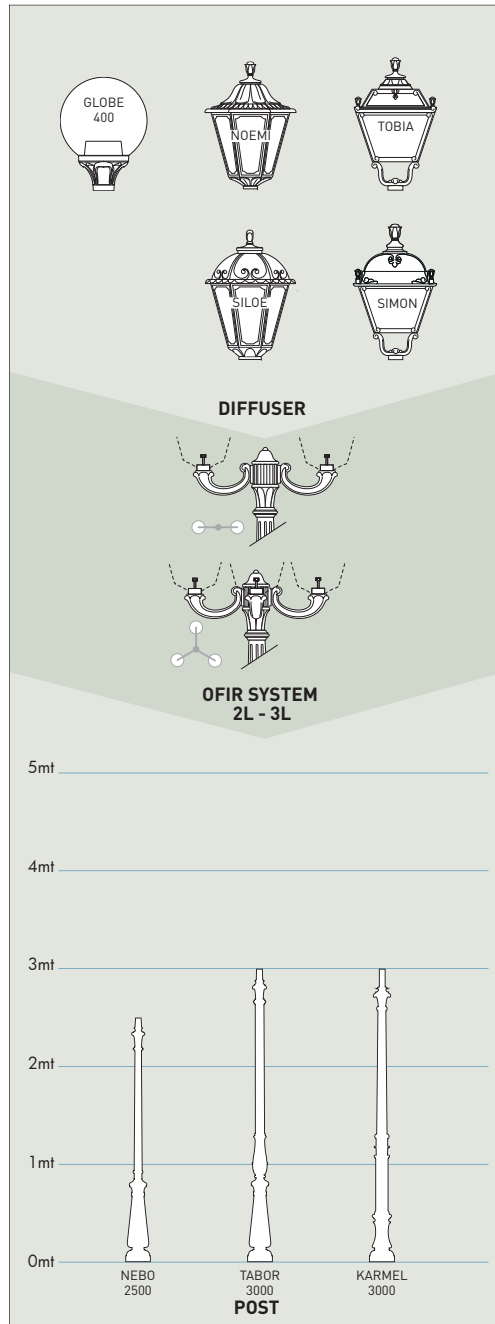
EXPANSE
High Density rigid polyurethane provides lightweight and durable cohesion between the inner metal post and the outer resin cover.

OUTER RESIN COVER
Outer coating of a single piece without joints made of shockproof resin material:
- Rust and corrosion-free
- Paste molded colors, UV stabilized
- Self-extinguishing on fire



CLASSIC RANGE

SUGGESTED COMBINATIONS





MADE IN ITALY



E27 HIGH POWER LED

INDOOR & OUTDOOR USE

+80°C
-30°C

90% HUMIDITY

VOLTAGE SURGE RESISTANT

30W (3620 lm)
50W (6550 lm)

More details at page 71



E27 HIGH POWER LED VERSIONS

30W HIGH POWER LED

50W HIGH POWER LED

AVAILABLE COLORS

RESIN BODY

(MOULDED COLOURS)

BLACK (A)

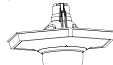

WHITE (W)

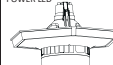

DIFFUSER

CLEAR (X)

OPAL (Y)



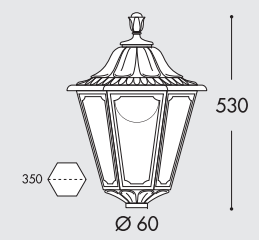
NOEMI-SILOE 30W HIGH POWER LED					
LAMP	POWER	LUMINOUS FLUX UP TO	VOLTAGE RANGE	CCT SETTABLE	
E27 HIGH POWER LED  Ø 100	30W	3620 lm	100-240V 50/60 Hz	4000K/3000K CCT SET	NOEMI-SILOE =  70W HQS-SON

NOEMI-SILOE 50W HIGH POWER LED					
LAMP	POWER	LUMINOUS FLUX UP TO	VOLTAGE RANGE	COLOR TEMPERATURE	
E27 HIGH POWER LED  Ø 118	50W	6550 lm	100-240V 50/60 Hz	4000K 3000K	NOEMI-SILOE =  100W HQS-SON



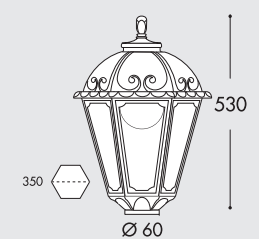
NOEMI

30W LED	CCT SET	E35.000.Q1K
50W LED	4000K 3000K	E35.000.H1L E35.000.H1R



SILOE

30W LED	CCT SET	K35.000.Q1K
50W LED	4000K 3000K	K35.000.H1L K35.000.H1R



TOBIA/SIMON HIGH POWER LED



MADE IN ITALY

E27 HIGH POWER LED

INDOOR & OUTDOOR USE


+80°C
-30°C

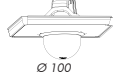

90% HUMIDITY

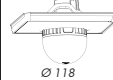

VOLTAGE SURGE RESISTANT

30W (3620 lm)
50W (6550 lm)

More details at page 71



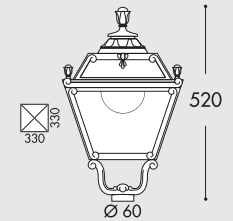
TOBIA-SIMON 30W HIGH POWER LED					
LAMP	POWER	LUMINOUS FLUX UP TO	VOLTAGE RANGE	CCT SETTABLE	
E27 HIGH POWER LED  Ø 100	30W	3620 lm	100-240V 50/60 Hz	4000K/3000K CCT SET	TOBIA-SIMON =  70W Hqi-Son

TOBIA-SIMON 50W HIGH POWER LED					
LAMP	POWER	LUMINOUS FLUX UP TO	VOLTAGE RANGE	CLOUR TEMPERATURE	
E27 HIGH POWER LED  Ø 118	50W	6550 lm	100-240V 50/60 Hz	4000K 3000K	TOBIA-SIMON =  100W Hqi-Son



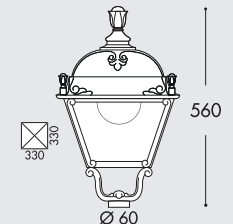
TOBIA

30W LED	CCT SET	Q33.000.Q1K
50W LED	4000K 3000K	Q33.000.H1L Q33.000.H1R



SIMON

30W LED	CCT SET	U33.000.Q1K
50W LED	4000K 3000K	U33.000.H1L U33.000.H1R



TOBIA/SIMON GX53 LED



MADE IN ITALY



**FLAT
DIFFUSER**

GX53 LED VERSION
4x GX53

CCT SETTABLE
3000 K 4000 K 6500 K
SDCM <4

AVAILABLE COLORS

RESIN BODY (MOULDED COLOURS)		DIFFUSER	
BLACK (A)	WHITE (W)	CLEAR (X)	OPAL (Y)



TOBIA-SIMON 40W GX53 LED					
LAMP	POWER	LUMINOUS FLUX (Φ TOTAL)	VOLTAGE RANGE	CCT SETTABLE	
	4x10W 40W	5160 lm	100-240V 50/60 Hz	6500K/4000K/3000K CCT SET	TOBIA-SIMON = 100W HIGI-SON

TOBIA

LAMP INCLUDED: 4x GX53 LED

CCT SET **LED** GX53 LAMP INCLUDED 4x10W **40W** Q35.000.D4K

FLAT DIFFUSER FOR GX53 LED VERSION

SIMON

LAMP INCLUDED: 4x GX53 LED

CCT SET **LED** GX53 LAMP INCLUDED 4x10W **40W** U35.000.D4K

FLAT DIFFUSER FOR GX53 LED VERSION

ELIA/PIETRO HIGH POWER LED



MADE IN ITALY



NEW HIGH POWER LED

INDOOR & OUTDOOR USE

+80°C
-30°C
90% HUMIDITY


VOLTAGE SURGE RESISTANT

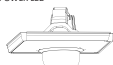

50W (6550 lm)
60W (7600 lm)

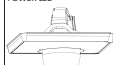

More details at page 71



AVAILABLE COLORS	
RESIN BODY (MOULDED COLOURS)	DIFFUSER
BLACK (A)  WHITE (W) 	CLEAR (X)  OPAL (Y) 



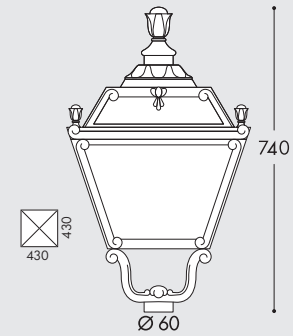
ELIA/PIETRO 50W HIGH POWER LED					
LAMP	POWER	LUMINOUS FLUX UP TO	VOLTAGE RANGE	COLOUR TEMPERATURE	
E27 HIGH POWER LED  Ø 118	50W	6550 lm	100-240V 50/60 Hz	4000K 3000K	ELIA-PIETRO =  70W HQI-SGN

ELIA/PIETRO 60W HIGH POWER LED					
LAMP	POWER	LUMINOUS FLUX UP TO	VOLTAGE RANGE	COLOUR TEMPERATURE	
E27 HIGH POWER LED  Ø 138	60W	7600 lm	100-240V 50/60 Hz	4000K 3000K	ELIA-PIETRO =  100W HQI-SGN



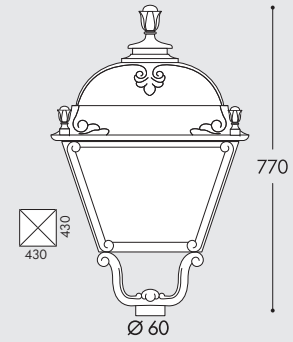
ELIA

50W	4000K	Q43.000.H1L
	3000K	Q43.000.H1R
60W	4000K	Q43.000.W1L
	3000K	Q43.000.W1R



PIETRO

50W	4000K	U43.000.H1L
	3000K	U43.000.H1R
60W	4000K	U43.000.W1L
	3000K	U43.000.W1R



ELIA/PIETRO GX53 LED



MADE IN ITALY



GX53 LED VERSION
8x GX53 LED

CCT SETTABLE

3000 K 4000 K 6500 K

SDCM <6

AVAILABLE COLORS

RESIN BODY (MOULDED COLOURS)		DIFFUSER	
BLACK (A)	WHITE (W)	CLEAR (X)	OPAL (Y)



ELIA/PIETRO 80W GX53 LED					
LAMP	POWER	LUMINOUS FLUX (Φ TOTAL)	VOLTAGE RANGE	CCT SETTABLE	
	8x10W 80W	10320 lm	100-240V 50/60 Hz	6500K/4000K/3000K CCT SET	ELIA-PIETRO 150W



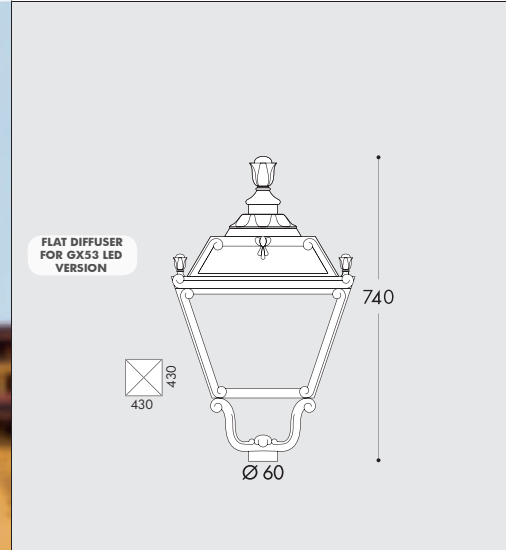
ELIA

LAMP INCLUDED: 8x GX53 LED

LED GX53 LAMP INCLUDED CCT SET

8x10W **80W**

Q45.000.D8K



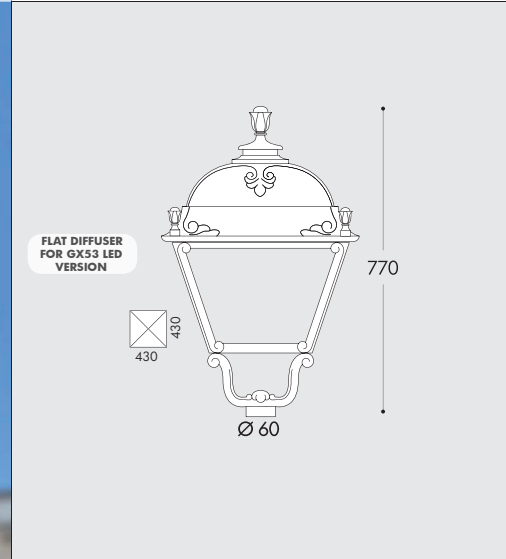
PIETRO

LAMP INCLUDED: 8x GX53 LED

LED GX53 LAMP INCLUDED CCT SET

8x10W **80W**

U45.000.D8K



GLOBE 400/GLOBE 500



MADE IN ITALY



AVAILABLE COLORS				
RESIN BODY (MOULDED COLOURS)		DIFFUSER		
BLACK (A)	WHITE (W)	CLEAR (X)	OPAL (Y)	SMOKED (Z)



GLOBE 400



E27 G40.B40.E27

ALUMINIUM CHROME LOUVRE

UPWARD .FC1
DOWNWARD .FC6

400

Ø 400

530

Ø 60

GLOBE 500



E27 G50.B50.E27

E40 G50.B50.E40

ALUMINIUM CHROME LOUVRE

UPWARD .FC1
DOWNWARD .FC6

500

Ø 500

630

Ø 60

E27 VERSION
SUITABLE FOR
HQI - SON

POLES



ANTI CORROSION

UV-RAYS STABILIZED

NO MAINTENANCE

DOUBLE INSULATION

NOT AFFECTED BY CHEMICAL FERTILIZERS



EACH POST IS SUPPLIED WITH THE SUITABLE CAGE FOR FIXATION

NEBO		TABOR		HOREB		KARMEL 3000		KARMEL 3500	
without door	000.201	without door	000.204	without door	000.207	without door	000.231	without door	000.234
with door	000.202	with door	000.205	with door	000.208	with door	000.232	with door	000.235
with door & box	000.203	with door & box	000.206	with door & box	000.209	with door & box	000.233	with door & box	000.236



AVAILABLE COLORS
MOULDED COLOURS

BLACK (A) WHITE (W)


EACH POST IS SUPPLIED WITH THE SUITABLE CAGE FOR FIXATION

CAGE - C

CAGE - D

CAGE - E

KARMEL 4000		GIONA 4000		GIONA 4500		GIONA 5000	
without door	000.237	without door	000.221	without door	000.224	without door	000.227
with door	000.238	with door	000.222	with door	000.225	with door	000.228
with door & box	000.239	with door & box	000.223	with door & box	000.226	with door & box	000.229



WALL BRACKETS/BASE



POST TOP SYSTEMS

OFIR WALL BRACKET

H.132.WAL

suggested diffuser:
SILOE - NOEMI
SIMON - TOBIA
GLOBE 400

Ø 60mm

FULLY MODULAR

The unique 60mm hub allows thousands of different possible combinations to create your perfect outdoor light fitting.

ADAM WALL BRACKET

H.171.WAL

suggested diffuser:
SILOE - NOEMI
SIMON - TOBIA
GLOBE 400

LOT BASE

H.113

suggested diffuser:
SILOE - NOEMI
SIMON - TOBIA
ELIA - PIETRO
GLOBE 400-500

ARON WALL BRACKET

H.172 + H.172.WAL

suggested diffuser:
ELIA - PIETRO
GLOBE 500

ARON SYSTEM 1L

000.000.N10

suggested diffuser:
ELIA - PIETRO
GLOBE 500

Ø60

OFIR SYSTEM 2L

000.000.R20

suggested diffuser:
SILOE - NOEMI
SIMON - TOBIA
GLOBE 400

Ø60

OFIR SYSTEM 3L

000.000.R30

suggested diffuser:
SILOE - NOEMI
SIMON - TOBIA
GLOBE 400

Ø60

ADAM SYSTEM 2L

000.000.M20

suggested diffuser:
SILOE - NOEMI
SIMON - TOBIA
GLOBE 400

Ø60

ADAM SYSTEM 3L

000.000.M30

suggested diffuser:
SILOE - NOEMI
SIMON - TOBIA
GLOBE 400

Ø60

ARON SYSTEM 2L

000.000.N20

suggested diffuser:
ELIA - PIETRO
GLOBE 500

Ø60

ARON SYSTEM 4L

000.000.N40

suggested diffuser:
ELIA - PIETRO
GLOBE 500

Ø60



GIORGIO

GINO

REMO

VIVI

ECOVIVI

BEPPE

ECOBEPPE

GLOBE

GIORGIO PAG 46
ROSA PAG 46

GINO400 PAG 52
GINO500 PAG 58

REMO400 PAG 52
REMO500 PAG 58

VIVI400 PAG 48
VIVI500 PAG 54


ECOVIVI400 PAG 50
ECOVIVI500 PAG 56

BEPPE400 PAG 48
BEPPE500 PAG 54

ECOBEPPE400 PAG 50
ECOBEPPE500 PAG 56

GLOBE400 PAG 60
GLOBE500 PAG 60





EKTOR 3000
MIDIPILAR/
VIVI 400 1L
for details see pag. 48

3255

V50.364.A10.Q1K

P50.361.Q1K



EKTOR 2500/
BEPPE 400
for details see pag. 48

3065

EKTOR 2500/
GIORGIO
for details see pag. 46



4P2.361.G10.E28

2700



MADE IN
ITALY



R50.254.Q1K

MIDIPILAR/
REMO 400
for details see pag. 52

F50.115.Q1K



NEW LOT/
GINO 400
for details see pag. 52

ADVANTAGES



ANTI CORROSION



NO MAINTENANCE




UV-RAYS STABILIZED



DOUBLE INSULATION

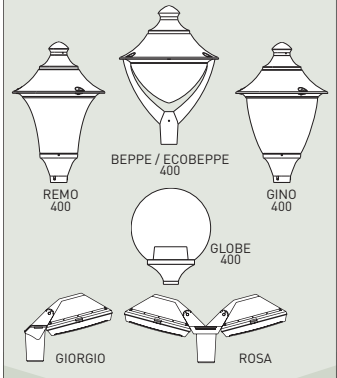


NOT AFFECTED BY CHEMICAL FERTILIZERS

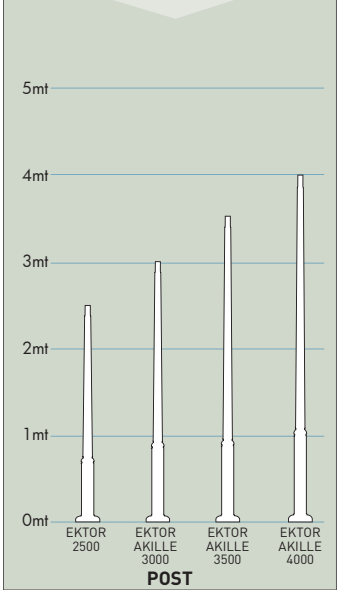


FULLY MODULAR Ø60mm

SINGLE LIGHT

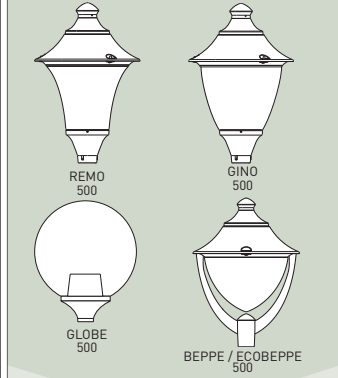


DIFFUSER

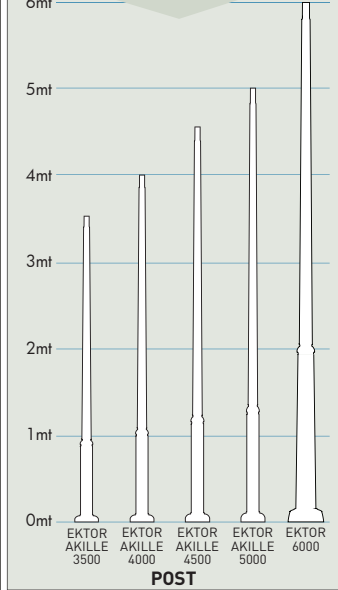


POST

SINGLE LIGHT



DIFFUSER



POST

RESIN POST OF A SINGLE PIECE WITHOUT JOINTS
Stronger, safer and more durable

INNER METAL POLE STRUCTURE
Structural metal pole hot deep galvanized inside and outside by zinc bath immersion.

EXPANSE
High Density rigid polyurethane provides lightweight and durable cohesion between the inner metal post and the outer resin cover.

OUTER RESIN COVER
Outer coating of a single piece without joints made of shockproof resin material:
- Rust and corrosion-free
- Paste molded colors, UV stabilized
- Self-extinguishing on fire



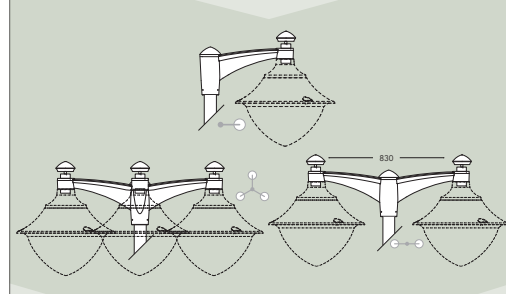
MODERN RANGE

SUGGESTED COMBINATIONS

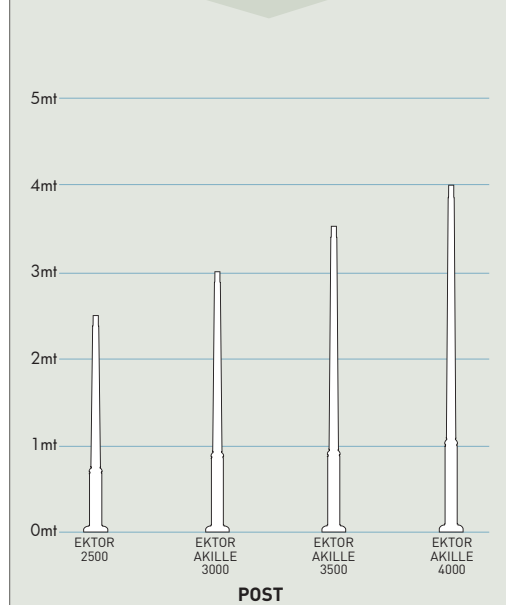
MULTI-HEAD LIGHTS



DIFFUSER



MIDIPILAR 1L - 2L - 3L

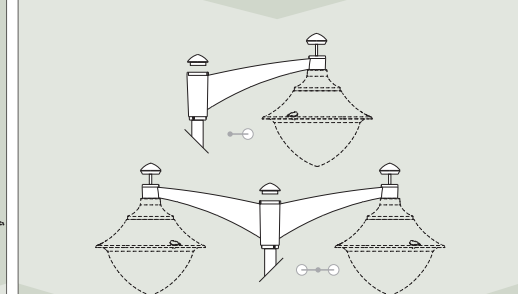


POST

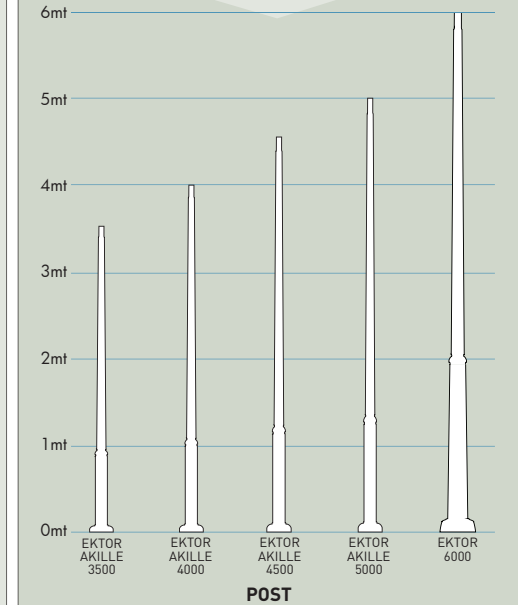
MULTI-HEAD LIGHTS



DIFFUSER



PILAR 1L - 2L



POST



GIORGIO

ROSA



MADE IN ITALY



CCT SETTABLE

3000 K 4000 K 6500 K

SDCM <6



- **Cost saving:** long-life and efficient LED light sources
- **Built-in driver:** quick and easy lamp replacement
- **Great flexibility:** GX53 standard lamp holder
- **Future-proofed luminaires:** performances easy to upgrade to latest technology developments


AVAILABLE COLORS

RESIN BODY (MOULDED COLOURS) DIFFUSER

BLACK (A) GREY (L) WHITE (W) OPAL (Y)

AVAILABLE VERSIONS

GX53 LED	4x GX53	2x E27
CCT SET LED GX53	CCT SET LED GX53	CFL LED



GIORGIO/ROSA 4 x GX53 LED					
LAMP	POWER	LUMINOUS FLUX (Φ TOTAL)	VOLTAGE RANGE	CCT SETTABLE	
	4x10W 40W	5160 lm	100-240V 50/60 Hz	6500K/4000K/3000K CCT SET	GIORGIO-ROSA HIGI-SON 100W

GIORGIO/ROSA GX53 LED					
LAMP	POWER	LUMINOUS FLUX (Φ TOTAL)	VOLTAGE RANGE	CCT SETTABLE	
	17W	2350 lm	100-240V 50/60 Hz	6500K/4000K/2700K CCT SET	GIORGIO-ROSA INCANDESCENT 150W

GX53 LED **GIORGIO** **2xE27**

LAMP INCLUDED: **4x GX53 LED**

2xE27 4P2.000.G10.E28

GX53 **17W** CCT SET 4P1.000.G10.E1K

4x10W **40W** CCT SET 4P2.000.G10.D4K

GX53 LED **ROSA** **2xE27**

LAMP INCLUDED: **8x GX53 LED**

2xE27 4P2.000.G20.E28

2x17W **34W** CCT SET 4P1.000.G20.E1K

2x40W **80W** CCT SET 4P2.000.G20.D4K

REVIVAL RANGE

CLASSIC RANGE

MODERN RANGE

VIVI/BEPPE 400



MADE IN ITALY



NEW HIGH POWER LED

INDOOR & OUTDOOR USE

+80°C
-30°C 90% HUMIDITY

VOLTAGE SURGE RESISTANT

30W (3620 lm)
50W (6550 lm)

More details at page 71



AVAILABLE COLORS				
RESIN BODY (MOULDED COLOURS)			DIFFUSER	
BLACK (A)	GREY (L)	WHITE (W)	CLEAR (X)	OPAL (Y)



VIVI/BEPPE 400 GX53 LED				
LAMP	POWER	LUMINOUS FLUX (Φ TOTAL)	VOLTAGE RANGE	CCT SETTABLE
	6x10W 60W	7740 lm	100-240V 50/60 Hz	6500K/4000K/3000K CCT SET
				VIVI-BEPPE 400 = 100W HIQI-SON

VIVI/BEPPE 400 HIGH POWER LED				
LAMP	POWER	LUMINOUS FLUX UP TO	VOLTAGE RANGE	COLOUR TEMPERATURE
	30W	3620 lm	100-240V 50/60 Hz	4000K/3000K CCT SET
	50W	6550 lm	100-240V 50/60 Hz	4000K 3000K
				VIVI-BEPPE 400 = 50W HIQI-SON
				VIVI-BEPPE 400 = 70W HIQI-SON

GX53 LED

LAMP INCLUDED: 6x **GX53 LED**

VIVI 400

30W **CCT SET** V50.000.Q1K

4000K V50.000.H1L

3000K V50.000.H1R

6x10W **60W** **CCT SET** V50.000.D6K

HIGH POWER LED

LAMP INCLUDED: HIGH POWER LED E27

GX53 LED

LAMP INCLUDED: 6x **GX53 LED**

BEPPE 400

30W **CCT SET** P50.000.Q1K

4000K P50.000.H1L

3000K P50.000.H1R

6x10W **60W** **CCT SET** P50.000.D6K

HIGH POWER LED

LAMP INCLUDED: HIGH POWER LED E27

ECOVIVI/ECOBEPPE 400



MADE IN ITALY



CCT SETTABLE

SDCM <6


3000 K 4000 K 6500 K

GX53 MODULAR LED LIGHT SYSTEM

- Cost saving:** long-life and efficient LED light sources
- Built-in driver:** quick and easy lamp replacement
- Great flexibility:** GX53 standard lamp holder
- Future-proof luminaries:** performances easy to upgrade to latest technology developments

AVAILABLE COLORS

RESIN BODY (MOULDED COLOURS)			DIFFUSER
BLACK (A)	GREY (L)	WHITE (W)	CLEAR (X)



ECOVIVI/ECOBEPPE 400 60W GX53 LED				
LAMP	POWER	LUMINOUS FLUX (Φ TOTAL)	VOLTAGE RANGE	CCT SETTABLE
	6x10W 60W	7740 lm	100-240V 50/60 Hz	6500K/4000K/3000K CCT SET
				ECOVIVI-ECOBEPPE 400 = 100W

GX53 LED **ECOVIVI 400** **E27**

LAMP INCLUDED: 6x GX53 LED

E27	EV4.000.E27
E40	EV4.000.E40
6x10W 60W	CCT SET EV4.000.D6K

E27 VERSION
SUITABLE FOR **HQI - SON**

GX53 LED **ECOBEPPE 400** **E27**

LAMP INCLUDED: 6x GX53 LED

E27	EP5.000.E27
E40	EP5.000.E40
6x10W 60W	CCT SET EP5.000.D6K

E27 VERSION
SUITABLE FOR **HQI - SON**

REVIVAL RANGE

CLASSIC RANGE

MODERN RANGE

GINO/REMO 400



MADE IN ITALY



NEW HIGH POWER LED

INDOOR & OUTDOOR USE

+80°C
-30°C

90% HUMIDITY

VOLTAGE SURGE RESISTANT

30W (3620 lm)
50W (6550 lm)

More details at page 71



AVAILABLE COLORS		
RESIN BODY (MOULDED COLOURS)		
BLACK (A)	GREY (L)	WHITE (W)
DIFFUSER		
CLEAR (X)	OPAL (Y)	



GINO/REMO 400 GX53 LED				
LAMP	POWER	LUMINOUS FLUX (Φ TOTAL)	VOLTAGE RANGE	CCT SETTABLE
	6x10W 60W	7740 lm	100-240V 50/60 Hz	6500K/4000K/3000K CCT SET
				GINO-REMO 400 = 100W HIQI-SON

GINO/REMO 400 HIGH POWER LED				
LAMP	POWER	LUMINOUS FLUX UP TO	VOLTAGE RANGE	COLOR TEMPERATURE
	30W	3620 lm	100-240V 50/60 Hz	4000K/3000K CCT SET
	50W	6550 lm	100-240V 50/60 Hz	4000K 3000K
				GINO-REMO 400 = 50W HIQI-SON
				GINO-REMO 400 = 70W HIQI-SON

GX53 LED

LAMP INCLUDED: 6x **GX53 LED**

GINO 400

30W **CCT SET** F50.000.Q1K

4000K F50.000.H1L

50W **3000K** F50.000.H1R

6x10W **60W** **CCT SET** F50.000.D6K

HIGH POWER LED

LAMP INCLUDED: HIGH POWER LED E27

GX53 LED

LAMP INCLUDED: 6x **GX53 LED**

REMO 400

30W **CCT SET** R50.000.Q1K

4000K R50.000.H1L

50W **3000K** R50.000.H1R

6x10W **60W** **CCT SET** R50.000.D6K

HIGH POWER LED

LAMP INCLUDED: HIGH POWER LED E27

VIVI/BEPPE 500



MADE IN ITALY



NEW HIGH POWER LED

INDOOR & OUTDOOR USE

+80°C
-30°C

90% HUMIDITY

VOLTAGE SURGE RESISTANT

50W (6550 lm)
60W (7600 lm)

More details at page 71



AVAILABLE COLORS				
RESIN BODY (MOULDED COLOURS)			DIFFUSER	
BLACK (A)	GREY (L)	WHITE (W)	CLEAR (X)	OPAL (Y)



VIVI/BEPPE 500 GX53 LED				
LAMP	POWER	LUMINOUS FLUX (Φ TOTAL)	VOLTAGE RANGE	CCT SETTABLE
	9x10W 90W	11610m	100-240V 50/60 Hz	6500K/4000K/3000K CCT SET
				VIVI-BEPPE 500 = 150W

VIVI/BEPPE 500 HIGH POWER LED				
LAMP	POWER	LUMINOUS FLUX (UP TO)	VOLTAGE RANGE	CLOUR TEMPERATURE
	50W	6550 lm	100-240V 50/60 Hz	4000K 3000K
				VIVI-BEPPE 500 = 70W
	60W	7600 lm	100-240V 50/60 Hz	4000K 3000K
				VIVI-BEPPE 500 = 100W

GX53 LED

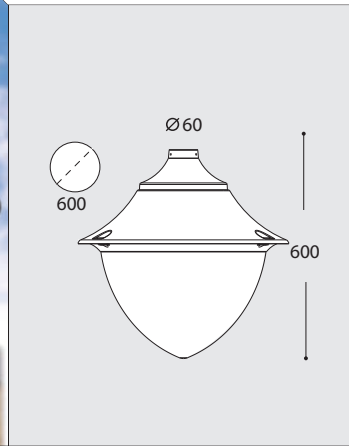
LAMP INCLUDED: 9x GX53 LED

VIVI 500

- 50W 4000K V60.000.H1L
3000K V60.000.H1R
- 60W 4000K V60.000.W1L
3000K V60.000.W1R
- 9x10W **CCT SET** V60.000.D9K

HIGH POWER LED

LAMP INCLUDED HIGH POWER LED E27



GX53 LED

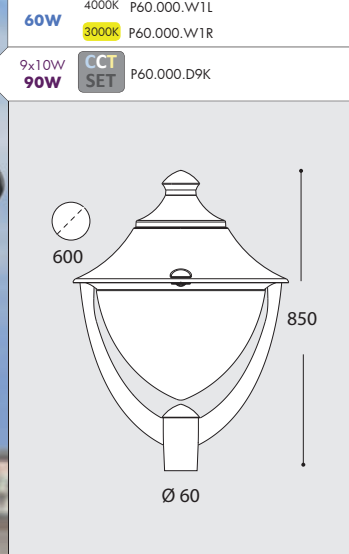
LAMP INCLUDED: 9x GX53 LED

BEPPE 500


- 50W 4000K P60.000.H1L
3000K P60.000.H1R
- 60W 4000K P60.000.W1L
3000K P60.000.W1R
- 9x10W **CCT SET** P60.000.D9K

HIGH POWER LED

LAMP INCLUDED HIGH POWER LED E27



ECOVIVI/ECOBEPPE 500



MADE IN ITALY



CCT SETTABLE

3000 K 4000 K 6500 K

SDCM <6

GX53 MODULAR LED LIGHT SYSTEM



- **Cost saving:** long-life and efficient LED light sources
- **Built-in driver:** quick and easy lamp replacement
- **Great flexibility:** GX53 standard lamp holder
- **Future-proofed luminaries:** performances easy to upgrade to latest technology developments

AVAILABLE COLORS

RESIN BODY (MOULDED COLOURS)			DIFFUSER
BLACK (A)	GREY (L)	WHITE (W)	CLEAR (X)



ECOVIVI/ECOBEPPE 500 90W GX53 LED				
LAMP	POWER	LUMINOUS FLUX (Φ TOTAL)	VOLTAGE RANGE	CCT SETTABLE
	9x10W 90W	11610 lm	100-240V 50/60 Hz	6500K/4000K/3000K CCT SET
				ECOVIVI - ECOBEPPE 500 = 150W

GX53 LED ECOVIVI 500 E27

LAMP INCLUDED: 9x GX53 LED

E27	EV6.000.E27
E40	EV6.000.E40
9x10W 90W	CCT SET EV6.000.D9K

E27 VERSION
SUITABLE FOR
 HQI - SON

GX53 LED ECOBEPPE 500 E27

LAMP INCLUDED: 9x GX53 LED

E27	EP6.000.E27
E40	EP6.000.E40
9x10W 90W	CCT SET EP6.000.D9K

E27 VERSION
SUITABLE FOR
 HQI - SON

MADE IN ITALY

REVIVAL RANGE

CLASSIC RANGE

MODERN RANGE

GINO/REMO 500



MADE IN ITALY



NEW HIGH POWER LED

INDOOR & OUTDOOR USE

+80°C
-30°C 90% HUMIDITY


VOLTAGE SURGE RESISTANT

50W (6550 lm)
60W (7600 lm)

More details at page 71



AVAILABLE COLORS				
RESIN BODY (MOULDED COLOURS)			DIFFUSER	
BLACK (A)	GREY (L)	WHITE (W)	CLEAR (X)	OPAL (Y)



GINO/REMO 500 GX53 LED				
LAMP	POWER	LUMINOUS FLUX (Φ TOTAL)	VOLTAGE RANGE	CCT SETTABLE
	9x10W 90W	11610 lm	100-240V 50/60 Hz	6500K/4000K/3000K GINO-REMO 500 = 148W
CCT SET				

GINO/REMO 500 HIGH POWER LED				
LAMP	POWER	LUMINOUS FLUX UP TO	VOLTAGE RANGE	CLOUR TEMPERATURE
	50W	6550 lm	100-240V 50/60 Hz	4000K
				3000K
	60W	7600 lm	100-240V 50/60 Hz	4000K
				3000K
GINO-REMO 500 = 70W				
GINO-REMO 500 = 100W				

GX53 LED

LAMP INCLUDED: 9x GX53 LED

GINO 500

50W 4000K F60.000.H1L
3000K F60.000.H1R

60W 4000K F60.000.W1L
3000K F60.000.W1R

9x10W 90W CCT SET F60.000.D9K

HIGH POWER LED

LAMP INCLUDED HIGH POWER LED E27

GX53 LED

LAMP INCLUDED: 9x GX53 LED

REMO 500

50W 4000K R60.000.H1L
3000K R60.000.H1R

60W 4000K R60.000.W1L
3000K R60.000.W1R

9x10W 90W CCT SET R60.000.D9K

HIGH POWER LED

LAMP INCLUDED HIGH POWER LED E27

GLOBE 400/GLOBE 500



MADE IN ITALY



AVAILABLE COLORS					
RESIN BODY (MOULDED COLOURS)			DIFFUSER		
BLACK (A)	GREY (L)	WHITE (W)	CLEAR (X)	OPAL (Y)	SMOKED (Z)

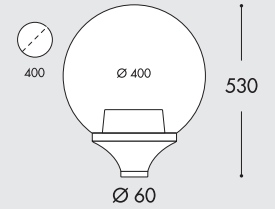


GLOBE 400

E27 G41.B40.E27



ALUMINIUM CHROME LOUVRE



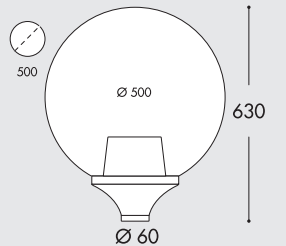
GLOBE 500

E27 G51.B50.E27

E40 G51.B50.E40



ALUMINIUM CHROME LOUVRE



E27 VERSION
SUITABLE FOR
HQI - SON

POLES



ANTI RUST
LIFETIME GUARANTEE
NO PAINTING REQUIRED
MADE IN ITALY

ANTI CORROSION

UV-RAYS STABILIZED

NO MAINTENANCE

DOUBLE INSULATION



NOT AFFECTED BY CHEMICAL FERTILIZERS



	EKTOR 4000	AKILLE 4000
without door	000.371	000.421
with door	000.372	000.422
with door & box	000.373	000.423

EACH POST IS SUPPLIED WITH THE SUITABLE CAGE FOR FIXATION

EKTOR 2500		EKTOR 3000		AKILLE 3000		EKTOR 3500		AKILLE 3500	
without door	000.361	without door	000.364	000.414	without door	000.367	000.417	without door	000.417
with door	000.362	with door	000.365	000.415	with door	000.368	000.418	with door	000.418
with door & box	000.363	with door & box	000.366	000.416	with door & box	000.369	000.419	with door & box	000.419




AVAILABLE COLORS
MOULDED COLOURS

BLACK (A) GREY (L) WHITE (W)


EACH POST IS SUPPLIED WITH THE SUITABLE CAGE FOR FIXATION

CAGE - C **CAGE - D** **CAGE - E**

	EKTOR 4500	AKILLE 4500	EKTOR 5000		AKILLE 5000
without door	000.374	000.424	without door	000.377	000.427
with door	000.375	000.425	with door	000.378	000.428
with door & box	000.376	000.426	with door & box	000.379	000.429



EKTOR 6000	
without door	000.384
with door	000.385
with door & box	000.386



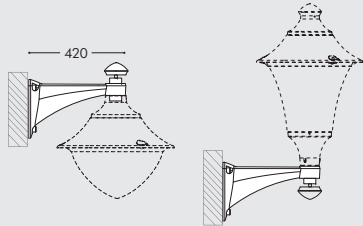
WALL BRACKETS/BASE



POST TOP SYSTEM

MIDIPILAR WALL BRACKET

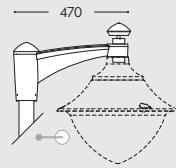
H.254.WAL



suitable for:
GINO 400 - REMO 400
VIVI 400 - ECOVIVI 400
GLOBE 400

MIDIPILAR SYSTEM 1L

000.000.A10

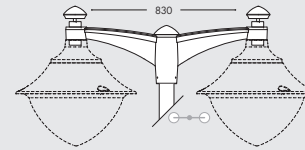


Ø60

suitable for:
VIVI 400 - ECOVIVI 400
GLOBE 400

MIDIPILAR SYSTEM 2L

000.000.A20

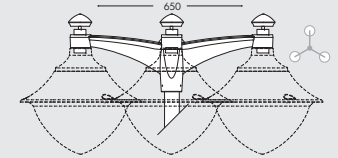


Ø60

suitable for:
VIVI 400 - ECOVIVI 400
GLOBE 400

MIDIPILAR SYSTEM 3L

000.000.A30

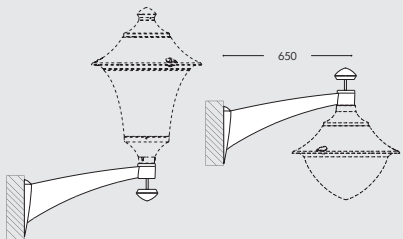


Ø60

suitable for:
VIVI 400 - ECOVIVI 400
GLOBE 400

PILAR WALL BRACKET

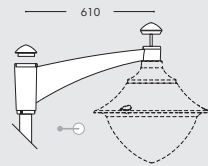
H.253.WAL



suitable for:
GINO 500 - REMO 500
VIVI 500 - ECOVIVI 500
BEPPE 500 - GLOBE 500

PILAR SYSTEM 1L

000.000.P10

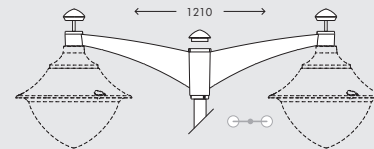


Ø60

suitable for:
VIVI 500 - ECOVIVI 500
GLOBE 500

PILAR SYSTEM 2L

000.000.P20



Ø60

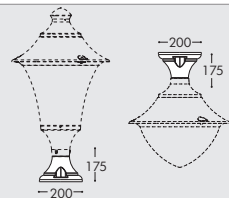
suitable for:
VIVI 500 - ECOVIVI 500
GLOBE 500

NEW LOT BASE

H.115



suitable for:
GINO 400 - REMO400
VIVI 400 - ECOVIVI 400
BEPPE 400 - ECOBEPPE 400
GLOBE 400 - GINO 500
REMO 500 - VIVI 500
ECOVIVI 500 - GLOBE 500



Ø 60mm

FULLY MODULAR

The unique 60mm hub allows thousands of different possible combinations to create your perfect outdoor light fitting.

LUIGI HIGH-BAY



MADE IN ITALY



CCT SETTABLE

3000 K 4000 K 6500 K

SDCM <6

GX53 MODULAR LED LIGHT SYSTEM



- **Cost saving:** long-life and efficient LED light sources
- **Built-in driver:** quick and easy lamp replacement
- **Great flexibility:** GX53 standard lamp holder
- **Future-proof luminaries:** performances easy to upgrade to latest technology developments

NEW HIGH POWER LED

INDOOR & OUTDOOR USE

+80°C
-30°C

90% HUMIDITY

VOLTAGE SURGE RESISTANT

50W (6550 lm)
60W (7600 lm)

More details at page 71



AVAILABLE COLORS				
RESIN BODY (MOULDED COLOURS)			DIFFUSER	
BLACK (A)	GREY (L)	WHITE (W)	CLEAR (X)	OPAL (Y)



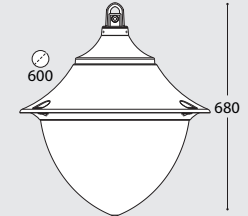
HIGH POWER LED					
LAMP	POWER	LUMINOUS FLUX (UP TO)	VOLTAGE RANGE	COLOUR TEMPERATURE	
E27 HIGH POWER LED 	30W	3620 lm	100-240V 50/60 Hz	4000K/3000K CCT SET	LUIGI 400 = 50W HQI-SO
E27 HIGH POWER LED 	50W	6550 lm	100-240V 50/60 Hz	4000K 3000K	LUIGI 400-LUIGI 500 = 70W HQI-SO
E27 HIGH POWER LED 	60W	7600 lm	100-240V 50/60 Hz	4000K 3000K	LUIGI 500 = 100W HQI-SO

GX53 LED					
LAMP	POWER	LUMINOUS FLUX (TOTAL)	VOLTAGE RANGE	CCT SETTABLE	
	6x10W 60W	7740 lm	100-240V 50/60 Hz	6500K/4000K/3000K CCT SET	LUIGI 400 = 100W HQI-SO
	9x10W 90W	11610 lm	100-240V 50/60 Hz	6500K/4000K/3000K CCT SET	LUIGI 500 = 150W HQI-SO

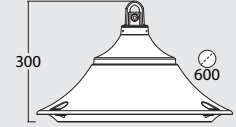
LUIGI 500-DR HIGH POWER LED

LAMP INCLUDED: HIGH POWER LED E27

50W LED	4000K	L51.128.H1L
60W LED	4000K	L51.128.W1L
	3000K	L51.128.W1R



9x10W CCT SET 90W L5F.128.D9K



LUIGI 500 GX53 LED

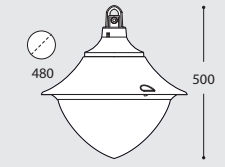
LAMP INCLUDED: GX53 LED



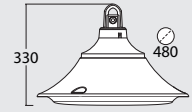
LUIGI 400-DR HIGH POWER LED

LAMP INCLUDED: HIGH POWER LED E27

30W LED	CCT SET	L41.128.Q1K
50W LED	4000K	L41.128.H1L
	3000K	L41.128.H1R



6x10W CCT SET 60W L4F.128.D6K



LUIGI 400 GX53 LED

LAMP INCLUDED: GX53 LED



G9LED		POWER		1,7 W	
	LUMINOUS FLUX (Φ TOTAL)	3000 K	150 lm	4000 K	150 lm
	SIZE & SOCKET				
<p>INDOOR & OUTDOOR USE</p> <p>-30 +80 °C 90% HUMIDITY</p> <p>VOLTAGE SURGE RESISTANT</p> <p>2 kWh/1000h</p> <p>COMPLY WITH: EU 2019/2015 EU 2019/2020</p>	<p>CE LVD EMC CB ERP</p> <p>IECEE CB CERTIFICATE: SG PSB-LE-02130</p>	VOLTAGE	100-240 V		
		FREQUENCY	50/60 Hz		
		PSTLM (NO FLICKER)	<1		
		SVM	0,9		
		CRI	> 80		
		SDCM	<6		
		SWITCHING CYCLE	>40.000		
		WARM UP TIME	≤ 0,5"		
		LIFETIME	15.000 h		
		KELVIN	3000 K		
EFFICIENCY CLASS	F		F		
REF. CODE	H.LED.G09.3K		H.LED.G09.4K		


R7s LED 78mm- CCT SETTABLE		POWER		3,5W	
	LUMINOUS FLUX (Φ TOTAL)	2700 K	325 lm	4000 K	365 lm
	SIZE & SOCKET				
<p>INDOOR & OUTDOOR USE</p> <p>-30 +80 °C 90% HUMIDITY</p> <p>VOLTAGE SURGE RESISTANT</p> <p>4 kWh/1000h</p> <p>COMPLY WITH: EU 2019/2015 EU 2019/2020</p>	<p>CE LVD EMC CB ERP</p> <p>IECEE CB CERTIFICATE: SG PSB-LE-02130</p>	VOLTAGE	100-240 V		
		FREQUENCY	50/60 Hz		
		DISPLACEMENT FACTOR	>0		
		PSTLM (NO FLICKER)	<1		
		SVM	0,4		
		CRI	> 80		
		SDCM	<6		
		SWITCHING CYCLE	45.000		
		WARM UP TIME	≤ 0,5"		
		LIFETIME	25.000 h		
EFFICIENCY CLASS	F		F		
REF. CODE	H7.LED.R7S.CCT				



GU10 LED - CCT SETTABLE		POWER		3,5 W		6 W	
	LUMINOUS FLUX (Φ TOTAL)	2700 K	329 lm	4000 K	366 lm	4000 K	562 lm
	SIZE & SOCKET						
<p>INDOOR & OUTDOOR USE</p> <p>-30 +80 °C 90% HUMIDITY</p> <p>VOLTAGE SURGE RESISTANT</p> <p>6 kWh/1000h</p> <p>COMPLY WITH: EU 2019/2015 EU 2019/2020</p>	<p>CE LVD EMC CB ERP</p> <p>IECEE CB CERTIFICATE: SG PSB-LE-02300A1</p>	LUMINOUS FLUX (Φ USE 90°)	260 lm		440 lm		
		VOLTAGE	100-240 V		100-240 V		
		FREQUENCY	50/60 Hz		50/60 Hz		
		DISPLACEMENT FACTOR	>0		>0,5		
		PSTLM (NO FLICKER)	<1		<1		
		SVM	0,4		0,9		
		CRI	> 80		> 80		
		SDCM	<3		<3		
		BEAM ANGLE	43°		45°		
		SWITCHING CYCLE	> 25.000		> 25.000		
WARM UP TIME	≤ 0,5"		≤ 0,5"				
LIFETIME	25.000 h		25.000 h				
EFFICIENCY CLASS	F		F				
REF. CODE	H.LED.GU10.CCT		H2.LED.GU10.CCT				

R7s LED 118mm- CCT SETTABLE		POWER		7,5 W	
	LUMINOUS FLUX (Φ TOTAL)	2700 K	680 lm	4000 K	775 lm
	SIZE & SOCKET				
<p>INDOOR & OUTDOOR USE</p> <p>-30 +80 °C 90% HUMIDITY</p> <p>VOLTAGE SURGE RESISTANT</p> <p>8 kWh/1000h</p> <p>COMPLY WITH: EU 2019/2015 EU 2019/2020</p>	<p>CE LVD EMC CB ERP</p> <p>IECEE CB CERTIFICATE: SG PSB-LE-02130</p>	VOLTAGE	100-240 V		
		FREQUENCY	50/60 Hz		
		DISPLACEMENT FACTOR	>0,5		
		PSTLM (NO FLICKER)	<1		
		SVM	0,4		
		CRI	> 80		
		SDCM	<6		
		SWITCHING CYCLE	45.000		
		WARM UP TIME	≤ 0,5"		
		LIFETIME	25.000 h		
EFFICIENCY CLASS	F		F		
REF. CODE	H8.LED.R7S.CCT				

R7s LED 189mm- CCT SETTABLE		POWER		10,5 W	
	LUMINOUS FLUX (Φ TOTAL)	2700 K	1000 lm	4000 K	1130 lm
	SIZE & SOCKET				
<p>INDOOR & OUTDOOR USE</p> <p>-30 +80 °C 90% HUMIDITY</p> <p>VOLTAGE SURGE RESISTANT</p> <p>11 kWh/1000h</p> <p>COMPLY WITH: EU 2019/2015 EU 2019/2020</p>	<p>CE LVD EMC CB ERP</p> <p>IECEE CB CERTIFICATE: SG PSB-LE-02130</p>	VOLTAGE	100-240 V		
		FREQUENCY	50/60 Hz		
		DISPLACEMENT FACTOR	>0,7		
		PSTLM (NO FLICKER)	<1		
		SVM	0,4		
		CRI	> 80		
		SDCM	<6		
		SWITCHING CYCLE	45.000		
		WARM UP TIME	≤ 0,5"		
		LIFETIME	25.000 h		
EFFICIENCY CLASS	F		F		
REF. CODE	H9.LED.R7S.CCT				

E27 LED A60- CCT SETTABLE



POWER	8,5 W	11 W
LUMINOUS FLUX (Φ TOTAL)	2700 K 840 lm 4000 K 920 lm 6500 K 920 lm	1100 lm 1200 lm 1200 lm
SIZE & SOCKET	 E27 86% savings +60W	 E27 85% savings +75W
VOLTAGE	100-240 V	100-240 V
FREQUENCY	50/60 Hz	50/60 Hz
DISPLACEMENT FACTOR	>0,5	>0,7
PSTLM (NO FLICKER)	< 1	< 1
SVM	0,4	0,4
CRI	> 80	> 80
SDCM	<6	<6
LIFETIME	25.000 h	25.000 h
EFFICIENCY CLASS	F	F
REF. CODE	H.LED.A60.CCT	H2.LED.A60.CCT

CCT SETTABLE

2700 K 4000 K 6500 K

SDCM <6

INDOOR & OUTDOOR USE

-30 +80 °C 90% HUMIDITY

VOLTAGE SURGE RESISTANT

ENERGY+

FUMAGALLI S.R.L. H.LED.A60.CCT

TUV SUD


CE LVD
CB EMC
ERP

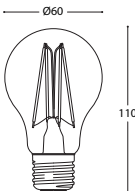
IECEE

IECEE CB CERTIFICATE: SG PSB-LE-03297

*SASO version available upon request.

E27 LED FILAMENT A60



POWER	6,5 W
LUMINOUS FLUX (Φ TOTAL)	2700 K 800 lm
SIZE & SOCKET	 E27 90% savings +60W
VOLTAGE	100-240 V
FREQUENCY	50/60 Hz
DISPLACEMENT FACTOR	>0,5
CRI	> 80
SWITCHING CYCLE	>100.000
WARM UP TIME	≤ 0,5"
LIFETIME	25.000 h
EFFICIENCY CLASS	E
REF. CODE	H.LED.FIL.3K

INDOOR & OUTDOOR USE

-30 +80 °C 90% HUMIDITY

VOLTAGE SURGE RESISTANT

ENERGY+

FUMAGALLI S.R.L. H.LED.FIL.3K


TUV SUD

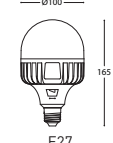
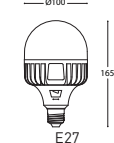
CE LVD
CB EMC
ERP

IECEE

IECEE CB CERTIFICATE: SG PSB-LE-03735

E27 HIGH POWER LED



POWER	15 W	30W
LUMINOUS FLUX (Φ TOTAL)	3000 K 1545 lm 4000 K 1690 lm	3325lm 3620 lm
SIZE & SOCKET	 E27	 E27
VOLTAGE	100-240 V	100-240 V
FREQUENCY	50/60 Hz	50/60 Hz
DISPLACEMENT FACTOR	>0,7	>0,9
PSTLM (NO FLICKER)	<1	<1
SVM	0,4	0,4
CRI	> 80	> 80
SWITCHING CYCLE	30.000	30.000
WARM UP TIME	< 0,5"	< 1"
LIFETIME	25.000 h	25.000 h
EFFICIENCY CLASS	F	E
REF. CODE	H3.LED.HIP.CCT	H2.LED.HIP.CCT

CCT SETTABLE

3000 K 4000 K

SDCM <6

SILICONE PROTECTION DRIVER

INDOOR & OUTDOOR USE

-30 +80 °C 90% HUMIDITY

VOLTAGE SURGE RESISTANT

ENERGY+

FUMAGALLI S.R.L. H3.LED.HIP.CCT

TUV SUD

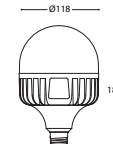
CE LVD
CB EMC
ERP

IECEE

IECEE CB CERTIFICATE: SG PSB-LE-03835

E27 HIGH POWER LED



POWER	50 W	60W
LUMINOUS FLUX (Φ TOTAL)	3000 K 5850 lm 4000 K 6550 lm	6600 lm 7600 lm
SIZE & SOCKET	 E27	 E27
VOLTAGE	100-240 V	100-240 V
FREQUENCY	50/60 Hz	50/60 Hz
DISPLACEMENT FACTOR	>0,9	>0,9
PSTLM (NO FLICKER)	<1	<1
SVM	0,4	0,4
CRI	> 80	> 80
SWITCHING CYCLE	30.000	30.000
WARM UP TIME	< 1"	< 0,5"
LIFETIME	25.000 h	25.000 h
KELVIN	3000 K 4000 K	3000 K 4000 K
EFFICIENCY CLASS	E	E
REF. CODE	H.LED.HIP.3K H.LED.HIP.4K	H4.LED.HIP.3K H4.LED.HIP.4K

SILICONE PROTECTION DRIVER

INDOOR & OUTDOOR USE

-30 +80 °C 90% HUMIDITY

VOLTAGE SURGE RESISTANT

ENERGY+

FUMAGALLI S.R.L. H4.LED.HIP.3K

TUV SUD


CE LVD
CB EMC
ERP

IECEE


IECEE CB CERTIFICATE: SG PSB-LE-03791

*SASO version available upon request

GX53 LED Ø75mm- CCT SETTABLE



POWER	3 W	
LUMINOUS FLUX (Φ TOTAL)	3000 K	405 lm
	4000 K	410 lm
	6500 K	410 lm



CCT SETTABLE

3000 K 4000 K 6500 K

SDCM < 6

ENERGY LABEL

3 W (3000h)

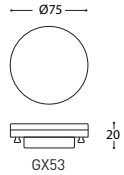
COMPLY WITH: EU 2019/2015 EU 2019/2020

TÜV SUD

CE LVD EMC CB ERP


IECEE CB CERTIFICATE

SG PSB-LE-03887


SIZE & SOCKET	Ø75	
		
	GX53	

LUMINOUS FLUX (Φ USE 120°)	335 lm
VOLTAGE	100-240 V
FREQUENCY	50/60 Hz
PSTLM (NO FLICKER)	< 1
SVM	0,4
CRI	> 80
SDCM	< 6
BEAM ANGLE	112°
SWITCHING CYCLE	> 30.000
WARM UP TIME	0s
LIFETIME	25.000 h
EFFICIENCY CLASS	E
REF. CODE	H.LED.G53.CCT

GX53 LED Ø180mm- CCT SETTABLE



POWER	11,3 W		17 W	
LUMINOUS FLUX (Φ TOTAL)	2700 K	1380 lm	2070 lm	
	4000 K	1510 lm	2350 lm	
	6500 K	1510 lm	2350 lm	



CCT SETTABLE

2700 K 4000 K 6500 K

SDCM < 6

ENERGY LABEL

7 W (1000h)

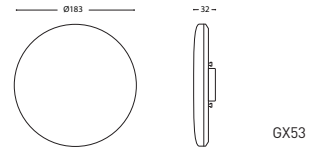
COMPLY WITH: EU 2019/2015 EU 2019/2020

TÜV SUD

CE LVD EMC CB ERP


IECEE CB CERTIFICATE

SG PSB-LE-03936


SIZE & SOCKET	Ø183		-32-	
				
	GX53			

LUMINOUS FLUX (Φ USE 120°)	1100 lm	1660 lm
VOLTAGE	100-240 V	100-240 V
FREQUENCY	50/60 Hz	50/60 Hz
DISPLACEMENT FACTOR	> 0,7	> 0,7
PSTLM (NO FLICKER)	< 1	< 1
SVM	0,4	0,4
CRI	> 80	> 80
SDCM	< 6	< 6
BEAM ANGLE (FWHM)	110°	108°
SWITCHING CYCLE	> 25.000	> 25.000
WARM UP TIME	≤ 0,5"	≤ 0,5"
LIFETIME	25.000 h	25.000 h
EFFICIENCY CLASS	E	E
REF. CODE	H4.LED.G53.CCT	H5.LED.G53.CCT

GX53 LED Ø100mm - CCT SETTABLE



POWER	10W	
LUMINOUS FLUX (Φ TOTAL)	3000 K	1190 lm
	4000 K	1290 lm
	6500 K	1210 lm



CCT SETTABLE

3000 K 4000 K 6500 K

SDCM < 6

ENERGY LABEL

10 W (1000h)

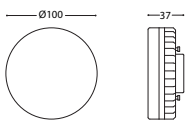
COMPLY WITH: EU 2019/2015 EU 2019/2020

TÜV SUD

CE LVD EMC CB ERP

IECEE CB CERTIFICATE


SG PSB-LE-03887

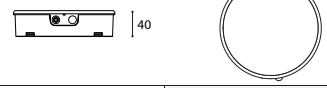
SIZE & SOCKET	Ø100		-37-	
				
	GX53			


LUMINOUS FLUX (Φ USE 120°)	975 lm
VOLTAGE	100-240 V
FREQUENCY	50/60 Hz
DISPLACEMENT FACTOR	> 0,5
PSTLM (NO FLICKER)	< 1
SVM	0,4
CRI	> 80
SDCM	< 6
BEAM ANGLE	112°
SWITCHING CYCLE	> 30.000
WARM UP TIME	0s
LIFETIME	25.000 h
EFFICIENCY CLASS	E
REF. CODE	H3.LED.G53.CCT

SOLAR MODULE

NEW VERSION



SIZE	Ø160	
		



ENERGY LABEL

5W/2W

COMPLY WITH: EU 2019/2015 EU 2019/2020

TÜV SUD

CE LVD EMC CB ERP

IECEE CB CERTIFICATE

SG PSB-LE-05512

ENERGY SAVING MODE	LUMEN	20
	AUTONOMY	46h
FULL POWER MODE	LUMEN	280
	ACTIVE TIME	25 sec
SOLAR PANEL	5W/2W	
	Monocrystalline	
	Antishock material	
	High resistant tempered glass	
CHARGING TIME	6h	
REPLACEABLE BATTERY	LiFePO4 IFR26650E3400, 3.2V	
	No Risk of explosion	
	Longer Lifetime	
PIR SENSOR	Detection angle 120°	
	Fields of detection up to 5 mt	
	Active for 25 sec.	
LED	1 CIRCUITS	SMD 2835
	COLOR RENDERING INDEX RA	> 80
	SDCM	< 6
	LIFETIME	30.000 h
	KELVIN	4000 K
REF. CODE	H2.LED.SOL.4K	

LOOKING FOR SOMETHING ELSE?

GARDEN RANGE




PROJECT RANGE



TO SEE OUR COMPLETE COLLECTION

Ask for our NEW **General Catalogue 2025** or visit our website at www.fumagalli.it



211 DISTRIBUTORS ALL OVER THE WORLD

190 EMPLOYEES

COME TO VISIT US

COMPONENTS STOCK

LUMINARIES FACTORY

OFFICES, ASSEMBLY, DELIVERY


POLES FACTORY

POLES FACTORY

NEW WAREHOUSE & FACTORY

OPENING SOON!

RESIN MATERIAL ADVANTAGES



	RECYCLABLE	UV TREATED	DOUBLE INSULATION	ANTI-SHOCK	TEMPERATURE	ENERGY SAVING	RESIDENTIAL	PUBLIC

HOW TO READ THE CODE

DIFFUSER IDENTIFIES THE DIFFUSER	STRUCTURE IDENTIFIES THE STRUCTURE ON WHICH THE DIFFUSER IS MOUNTED (POLE, BRACKET, BASE, SPIKE)	SYSTEM IDENTIFIES THE MULTILIGHT SYSTEM IF PRESENT	COLOUR OF THE STRUCTURE IDENTIFIES THE COLOUR OF THE STRUCTURE A BLACK W WHITE L GREY	COLOUR OF THE DIFFUSER IDENTIFIES THE COLOUR OF THE DIFFUSER X CLEAR/FROSTED Y OPAL Z SMOKED	ELECTRIFICATION IDENTIFIES THE TYPE OF ELECTRIFICATION AND THE EVENTUAL PRESENCE OF BULBS
V50	361	A20	A	X	H1L

MADE IN
ITALY



Fumagalli S.r.l.

Via Ca' Bassa, 59

21100 Varese - ITALY

Tel. +39.0332.336353

Fax. +39.0332.336358

E-mail customerservice@fumagalli.it



www.fumagalli.it